GENERAL CATALOGUE



pgb-fasteners®
pgb-fasteners®
M 12 x 25
100 st
CE

pfs+ - screw
CE

Smart®
ETA
CE
European Technical Approval

FG
WOOD CONNECTORS
ETA
CE
European Technical Approval

COSMOS™
Hand Tools for Professionals

SHARPWARE™
the cutting edge

Intro pgb-Europe

pgb-Europe is a Belgian family-owned company, specialised in the distribution of fasteners, fixings and hand tools. Our vast range of products allows us to meet the individual needs of every customer.

Intelligent fastening solutions:

We want to be a leading company in the domestic market of our field.

pgb-Europe distinguishes itself through knowhow, excellent product quality, a high delivery rate and customer-oriented service and sound advice.

We stand for partnerships on the long term with a clear win-win situation, by offering products with added-value. A strong emphasis is thus put to finding the best and most cost-efficient solution for our clients.

pgb-Europe is een Belgische KMO gespecialiseerd in de verdeling van bevestigingsmaterialen en handgereedschappen. Door onze jarenlange ervaring en uitgebreid productassortiment bieden we elke klant een totaaloplossing.

Intelligent fastening solutions:

Wij streven om een toonaangevend bedrijf te zijn binnen onze sector. pgb-Europe onderscheidt zich door knowhow, uitstekende productkwaliteit, een hoge uitleveringsgraad en een klantgerichte service. Wij gaan voor partnerships op lange termijn met een duidelijke win-win situatie door onze producten te voorzien van toegevoegde waarde.

De nadruk ligt steeds op het vinden van de meest gepaste en kostenefficiënte oplossing voor de klant.

pgb-Europe est un fournisseur complet pour les systèmes de fixation et l'outillage. Avec notre large assortiment de produits, nous avons toujours une solution pour nos clients.

Intelligent fastening solutions:

Nous aspirons à devenir une société idéale dans notre secteur. pgb-Europe se distingue par les moyens de knowhow, par une qualité de produits irréprochable, par des livraisons régulières et par un excellent service clientèle. Nous sommes également désireux de garder nos partenaires grâce un esprit de "gagnant" et grâce à la valeur ajoutée de nos produits. Notre seul but est de trouver la meilleure solution pour notre clientèle.

Die Belgische Firma pgb-Europe NV ist Ihr zuverlässiger Partner für alle Befestigungstechnik und Handwerkzeuge. Unsere langjährige Erfahrung und tiefes Angebotsspektrum trägen dazu bei, für sie einen kompletten Lösungsanbieter zu bedeuten, der Ihnen das komplette Beschaffungsmanagement spürbar vereinfacht.

Intelligent fastening solutions:

pgb verfügt über ein umfangreiches Lieferprogramm und differenziert sich auf dem Markt durch qualtitav hochwertige Produkte, seine Dienstleistung, eine zuverlässige Auslieferungsgrad und Innovation. Und selbstverständlich geht die Betreuung von Kunden bei pgb immer noch weit über das Übliche Maß. Sie erhalten bei uns alles aus einer Hand und wir bieten Ihnen maßgeschneiderderte Lösungen.
Ausgangspunkt ist eine langjährige, angenehme Geschäftsbeziehung, wobei Sie uns als wichtigen Partner schätzen lernen, der stets mit Engagement und Service Ihre Aufträge termingerecht abwickeln werden.

Sustainability

We promote environmental friendly products. Therefore we use chromeVI-free zinc plating. For our packagings we use recycled cardboard.

Ook bij pgb-Europe dragen wij ons groene steentje bij voor een verantwoord ondernemen.
Zo worden onze schroeven chromeVI-vrij verzinkt en gebruiken we gerecycleerd karton voor onze verpakkingen.

Chez pgb-Europe, nous nous responsabilisons
également en respectant l'environnement: en effet, notre visserie en zingué ne contient pas de chromeVI et nos produits sont emballées dans des cartons entièrement recyclables.

Auch die pgb Gruppe unterstützt und fördert Umwelttbewusstes Handeln.
Deshalb legt pgb-Europe ein lagerhaltiges Programm mit Chrom VI-freier Dickschichtpassivierung auf und verwendet Verpackungen aus rezykliertem Karton.

Cr3+
environmental friendly



pgb Lab



Fischerscope X-ray XULM



Mitutoyo universal modular pro-gage

Thermo Scientific XRL analyzer



Mitutoyo profile projector

Mitutoyo hardness test equipment



Drill speed test equipment

E-shop



ONLINE ORDERING

- login and password per customer;
- complete product range and stock can be consulted;
- all data can be exported to Excel;
- complete view of all orders, backorders and deliveries.

- unieke gebruikersnaam en paswoord;
- volledig overzicht van de productrange en voorraad;
- alle gegevens kunnen geëxporteerd worden naar Excel;
- een compleet overzicht van open bestellingen, leveringen en eventuele backorders.

- nom d'utilisateur et mot de passe uniques;
- vue générale des produits et du stock;
- toutes les données peuvent être transférées dans un fichier Excel;
- apercu complet des commandes ouvertes, des livraisons et des éventuels back-orders.

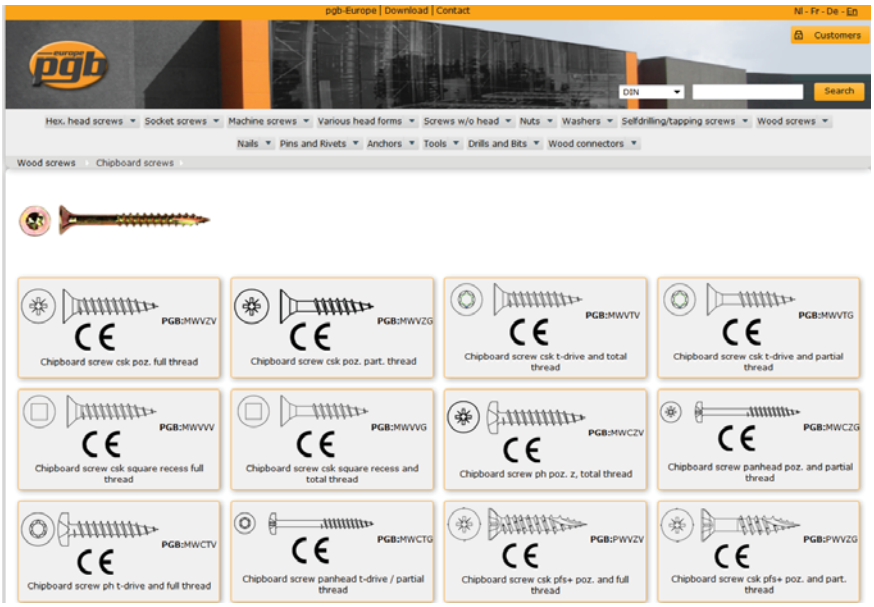

www.pgb-europe.com

TABLE OF CONTENTS

INHOUDSTAFEL - TABLE DES MATIERES - INHALT

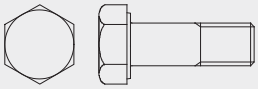

A HEXAGON HEAD SCREWS - ZESKANTBOUTEN
VIS TETE HEXAGONALE - SECHSKANTSCHRAUBEN

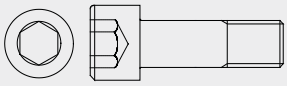

B SOCKET HEAD CAP SCREWS - BINNENZESKANTBOUTEN
TETE 6-PANS CREUX - INNENSECHSKANTSCHRAUBEN

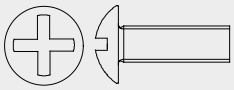

C MACHINE SCREWS CROSS/SLOTTED - METAALSCHROEVEN
VIS A METAUX - GEWINDESCHRAUBEN KREUZ/SCHLITZ

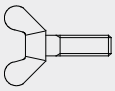

D SCREWS W. VARIOUS HEAD FORMS - DIVERSE KOPVORMEN
VIS A TETES DIFFERENTES - VERSCHIEDENE KOPFE

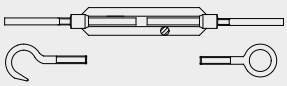

E SCREWS WITHOUT HEAD - SCHROEVEN ZONDER KOP
VIS SANS TETE - SCHRAUBEN OHNE KOPF

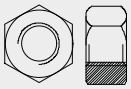

F NUTS - MOEREN
ECROUS - MUTTERN

G WASHERS - SLUITRINGEN, CIRCLIPS, SPANRINGEN
RONDELLES - SCHEIBEN

H SELFDRILLING/TAPPING SCREWS - ZELFTAPPENDE/BORENDE SCHROEVEN - VIS A TOLES/AUTOFORANTES - BLECH/BOHRSCHR.

I SCREWS FOR WOOD - HOUTSCHROEVEN
VIS A BOIS - HOLZSCHRAUBEN

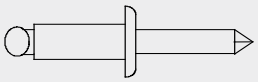

J PINS - RIVETS - PENNEN, STIFTEN, SPIEEN
GOUPILLES, RIVETS - STIFTEN, NIETEN



L NAILS - NAGELS
POINTES - DRAHTSTIFTE

A HEXAGON HEAD SCREWS

ZESKANTBOUTEN - VIS TETE HEXAGONALE - SECHSKANTSCHRAUBEN

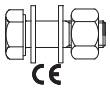	**EN 14399** preloaded bolting	PRELOADED BOLTING& EN 14399 VOORSPANVERBINDING EN 14399 BOULON PRECONTRAINT EN 14399 VORGESP. SCHRAUBVERBINDUNG EN 14399	p. 27
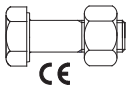	**EN 15048** SB bolts with	SB BOLTS with CE marking SB-BOUTEN met CE markering BOULON SB avec marquage CE SB-SCHRAUBEN mit CE-markierung	p. 36
	EN 7089 Grade A 06/2000	FLAT WASHER SLUITRING RONDELLE SCHEIBE	p. 41
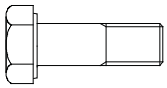	**Din 6914 (10/1989)**	HIGH-STRENGTH HEX. BOLT with large widths across flats HV VOORSPANBOUT met grote sleutelwijdte BOULON HEXAGONAL HV avec grande clé HV-SECHSKANTSCHRAUBEN mit grossen Schlüsselweiten	p. 44
	Din 6915 (02/1999)	HIGH-STRENGTH HEXAGON NUT with large widths across flats HV ZESKANTMOER met grote sleutelwijdte ECROU HEXAGONAl HV avec grande clé HV-SECHSKANTMUTTERN mit grossen Schlüsselweiten	p. 45
	Din 6916 (10/1989)	HIGH-STRENGTH STRUCTURAL WASHERS HV-SLUITRING RONDELLE-HV HV-SCHEIBEN	p. 47
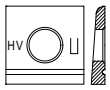	**Din 6917** created 10/1989	SQUARE TAPER WASHERS high-strenght 14 % for I-profiles HV-HELLINGSSLUITPLATEN vierkant 14% voor I-profielen PLAQUETTE OBLIQUE-HV 14% pour profile en I HV-SCHEIBEN 14 % für I-trager	p. 49
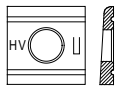	**Din 6918 (04/1990)** Square taper washer	SQUARE TAPER WASHER high-tensile 8 % for U-sections HV-HELLINGSSLUITPLAAT vierkant 8 % voor U-profielen PLAQUETTE OBLIQUE-HV 8% pour profilés en U HV-SCHEIBE 8 % für U-Profilen	p. 50
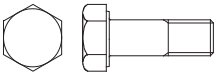	**Din 931 (09/1987) *** EN ISO 4014 (2001)**	HEXAGON HEAD BOLT ZESKANTBOUT met gedeeltelijke draad BOULON HEXAGONAL partiellement fileté SECHSKANTSCHRAUBE mit Teilgewinde	p. 51
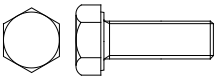	**Din 933 (09/1987) *** EN ISO 4017 (2001)**	HEXAGON SET SCREW with total thread ZESKANTBOUT met volledige draad VIS TETE HEXAGONALE entièrement filetée SECHSKANTSCHRAUBE mit Gewinde bis Kopf	p. 65
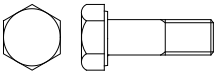	**Din 960 (12/1983) *** EN 28765 (10/1991)**	HEXAGON HEAD BOLT metric fine thread ZESKANTBOUT met ged.draad en fijne spoed VIS TETE HEXAGONALE partiellement filetée à pas fin SECHSKANTSCHRAUBEN mit Schaft und Feingewinde	p. 83
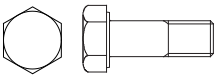	**Din 961 (12/1983) *** EN 28676 (10/1991)**	HEXAGON SET SCREW metric fine thread without shank ZESKANTBOUT met voll.draad en fijne spoed VIS TETE HEXAGONALE entièrement filetée à pas fin SECHSKANTSCHRAUBE mit Feingewinde bis Kopf	p. 86
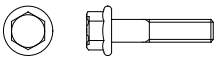	**Din 6921 - 06/1983** EN 1665 - 05/1997	HEXAGON BOLT with flange ZESKANTBOUT met flens VIS TETE HEXAGONALE à embase SECHSKANTSCHRAUBE mit Bund	p. 88
	pgb - AFD04	PROTECTION CAP for hexagon bolt/nut AFDEKKAP zeskant bout/moer CAPUCHON pour vis/écrou hex. SCHUTZKAPPEN für Sechskantschrauben/muttern	p. 89

B SOCKET HEAD CAP SCREWS

BINNENZESKANTBOUTEN - TETE 6-PANS CREUX - INNENSECHSKANTSCHRAUBEN

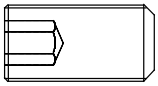	**Din 913 (12/1980)**	HEX. SOCKET SET SCREW with flat point STELSCHROEF BZK vlakke onderzijde VIS SANS TETE à six pans creux à bout plat GEWINDESTIFTE mit Innensechskant und Kegelkuppe	p. 93
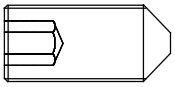	**Din 914 (12/1980)**	HEX. SOCKET SET SCREW with cone point STELSCHROEF BZK kegelpunt VIS SANS TETE à six pans creux à bout pointu GEWINDESTIFTE mit Innensechskant und Spitze	p. 96
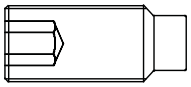	**Din 915 (12/1980)**	HEX. SOCKET SET SCREW with dog point STELSCHROEF BZK tap VIS SANS TETE à six pans creux à téton GEWINDESTIFTE mit Innensechskant und Zapfen	p. 99
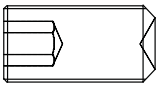	**Din 916 (12/1980)**	HEX. SOCKET SET SCREW with cup point STELSCHROEF BZK kratereind VIS SANS TETE à six pans creux à cuvette GEWINDESTIFTE mit Innensechskant und Ringschneide	p. 101
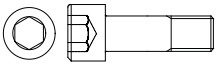	**Din 912 (12/1983) *** EN 4762 (06/2004) **	CAP HEAD SCREW hexagon socket BINNENZESKANTBOUT met cil.kop VIS TETE CYLINDRIQUE à six pans creux INNENSECHSKANTSCHRAUBE mit Zylinderkopf	p. 105
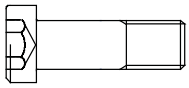	**Din 7984 (05/1985)**	CAP HEAD SCREW hex.socket reduced head height BINNENZESKANTBOUT met lage cil.kop VIS CYLINDRIQUE à 6-pans creux tête basse INNENSECHSKANTSCHRAUBE mit niedrigen Kopf	p. 115
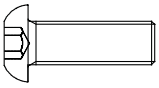	**pgb - ULS** EN 7380 (11/1997)	HEXAGON SOCKET SCREW with button head BINNENZESKANTBOUT met bolle kop VIS TETE BOMBEE avec 6 pans creux RUNDKOPFSCHRAUBE mit Innensechskant	p. 117
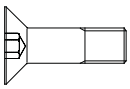	**Din 7991 (01/1986) *** EN 10642 (06/2004)**	HEX. SOCKET CAP SCREW countersunk head BINNENZESKANTBOUT met verzonken kop VIS A 6PC tête fraisée INNENSECHTSKANTSCHRAUBE Senkkopf	p. 121
	Din 911	ALLEN KEY for socket screw ZESKANTSTIFTSLEUTEL voor binnenzeskantbout CLE ALLEN pour vis à six pans creux SECHSKANTSTIFTSCHLÜSSEL	p. 129

C MACHINE SCREWS CROSS/SLOTTED

METAALSCHROEVEN - VIS A METAUX - GEWINDESCHRAUBEN KREUZ/SCHLITZ

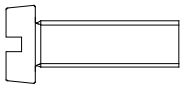	**Din 84 (10/1970) *** EN 1207 (09/1996) **	CHEESE HEAD SCREW slotted METAALSCHROEF cilindrische kop met zaaggleuf VIS A METAUX tête cylindrique fendue ZYLINDERSCHRAUBE mit Schlitz	p. 132
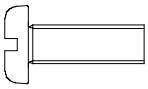	**Din 85 (12/1972) *** EN 1580 (05/1996) **	PAN HEAD SCREW slotted METAALSCHROEF cilindrische kop met zaaggleuf VIS A METAUX tête cylindrique fendue FLACHKOPFSCHRAUBE mit Schlitz	p. 139
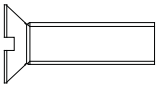	**Din 963 (04/1985) *** EN 2009 (09/1996) **	COUNTERSUNK HEAD SCREW slotted METAALSCHROEF verzonken kop met zaaggleuf VIS A METAUX tête fraisée fendue SENKSCHRAUBE mit Schlitz	p. 140
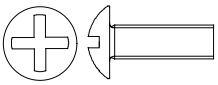	**pgb - VP** NFE 25-129 (12/1985)	ROOFING BOLTS double slotted METAALSCHROEF met dubbele gleuf VIS POELIERS avec double fente BECHER SCHRAUBEN dobbel Schlitz	p. 146
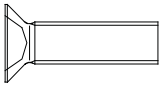	**Din 965 (09/1986) *** EN 7046 (05/1996) **	COUNTERSUNK HEAD SCREWS cross recessed METAALSCHROEF verzonken kop met kruisindruk VIS A METAUX tête fraisée empreinte cruciforme SENKSCHRAUBEN mit Kreuzschlitz	p. 147
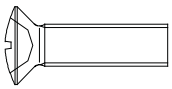	**Din 966 (12/1984) *** EN 7047 (09/1996) **	CSK OVAL HEAD SCREW cross recessed METAALSCHROEF bolverzonken kop met kruisindruk VIS A METAUX tête fr.bombée empreinte cruciforme LINSENSENKSCHRAUBE mit Kreuzschlitz	p. 151

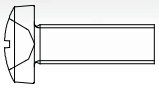	**Din 7985 (07/1986) *** EN 7045 (09/1996) **	RAISED CHEESE HEAD SCREW cross recessed METAALSCHROEF bolkop met kruisindruk VIS A METAUX tête cyl.bombée, cruciforme LINSENSCHRAUBE mit Kreuzschlitz	p. 153
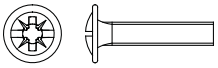	**pgb - MTV**	DOME SCREW with combi slot MEUBELTREKKERSVIJS flenskop met kombi-indruk VIS POUR POIGNEE MEUBLE fente combinée MÖBELGRIFFSCHRAUBE mit Kombi-Kreuzschlitz Z	p. 157

D SCREWS W. VARIOUS HEAD FORMS

DIVERSE KOPVORMEN - VIS A TETES DIFFERENTES - VERSCHIEDENE KOPFE

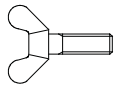	**Din 316 (06/1983)**	WING SCREW MALLEABLE CASTING VLEUGELSCHROEF VIS A AILETTES FLUGELSCHRAUBE	p. 160
	pgb - MSD	SQUARE HOOKS metric thread SCHROEFDUIM metrische draad GOND A VIS filet métrique GERADE SCHRAUBHAKEN metrisches Gewinde	p. 163
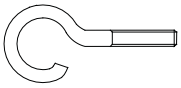	**pgb - MSH**	CUP HOOKS metric thread SCHROEFHAAK metrische draad CROCHET D'ARMOIRES filet métrique GEBOGENE SCHRAUBHAKEN metrisches Gewinde	p. 164
	Din 580(08-2003)C15E Din 580(03-1972)C15	LIFTING EYE BOLT OOGBOUT VIS A ANNEAU RINGSCHRAUBE	p. 166
	Din 582(08-2003)C15E Din 582(04-1971)C15	LIFTING EYE NUT RINGMOER ECROU A ANNEAU RINGMUTTER	p. 168
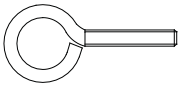	**pgb - MSO**	SCREW EYE metric thread SCHROEFOOG metrische draad PITON FERME filet métrique RINGSCHRAUBE metrische Gewinde	p. 170
	pgb - G0760	WIRE STRAINER with nut DRAADSPANNER met moer TENDEUR avec écrou DRAHTSPANNER mit Mutter	p. 172
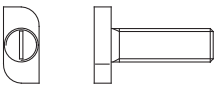	**pgb - HKBT**	HAMMER HEAD SCREW trapezoid HAMERKOPBOUT trapezium vorm VIS TETE MARTEAU trapézoïdal HAMMERKOPFSCHRAUBE Trapezium Form	p. 173
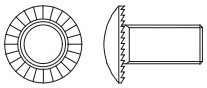	**pgb - GB**	TRUSS HEAD BOLT with serration GEKARTELDE BOUT met bolle kop VIS BOMBEE à embase crantée FLACHRUNDKOPFSCHRAUBE Sperrverzahnung	p. 174

E SCREWS WITHOUT HEAD

SCHROEVEN ZONDER KOP - VIS SANS TETE - SCHRAUBEN OHNE KOPF

	Din 976-1 (02/1995)* Grade A	THREADED ROD DRAADSTANG TIGE FILETEE GEWINDESTANGE	p. 179
	Din 976-1 (02/1995) Grade A	THREADED ROD DRAADEINDEN TIGE FILETEE GEWINDESTANGE	p. 184
	pgb - TR975	THREADED ROD trapeziod thread DRAADSTANG trapezium draad TIGE FILETEE filet trapézoidal GEWINDESTANGE Trapezium Gewinde	p. 185
	pgb - TRM	ROUND NUT trapezoïdal thread RONDE MOER trapezium draad ECROU CYLINDRIQUE filet trapézoïdal RUNDMUTTER Trapezgewinde	p. 186

	pgb - UB	U-BOWS U-BEUGELS ETRIER forme U RUNDSTAHLBUGEL	p. 187
	pgb - HS	SHACKLE BOW-TYPE commercial type HARPSLUITING MANILLE LYRE type standard SCHÄKEL GESCHWEIFTE FORM handelsüblich	p. 189
	pgb - DS	D-SHACKLE commercial type D - SLUITING handelsuitvoering MANILLE DROITE type standard SCHÄKEL GERADE handelsüblich	p. 190
	Din 689	LOAD HOOK LASTHAKEN CROCHET DE LEVEAGE OSENHAKEN	p. 191
	Din 741	WIRE ROPE CLIPS KABELKLEMMEN SERRE CABLE DRAHTSEILKLEMMEN	p. 192
	Din 65457 former Din 6899A	THIMBLE DRAADKOUSEN COSSE KAUSCHEN	p. 194
	Din 65457 former Din 6899A	THIMBLE FOR ROPE DRAADKOUSEN COSSE POUR CABLE KAUSCHEN	p.
	Din 5299	FIRE BRIGADE SNAP HOOKS KARABIJNHAKEN MOUSQUETONS KARABINERHAKEN	p. 196
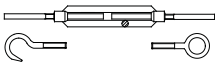	**Din 1480**	TURNBUCKLES SPANSCHROEVEN TENDEUR SPANNSCHLOSSER	p. 197
	Din 3017	HOSE CLAMP WORMSLANGKLEM COLLIER DE SERRAGE SCHLAUCHSCHELLEN	p. 202
	pgb - DK09B	HOSE CLAMPS retail/small packing WORMSLANGKLEMMEN retail/small packing COLLIERS DE SERRAGE SCHLAUGSCHELLEN	p. 206
	pgb - MSLKL Hose clamp	MINI HOSE CLAMP MINI SLANGKLEM COLLIER SE SERRAGE MINI MINI SCHLAUCHSCHELLE	p. 211
	pgb - ROBUS Hose clamp	ROBUST HOSE CLAMP ROBUST SLANGKLEM COLLIER DE SERRAGE ROBUST ROBUST SCHLAUCHSCHELLE	p. 212
	pgb - G1050	S-HOOKS open S-HAKEN open CROCHET-S ouvert S-HAKEN offen	p. 213
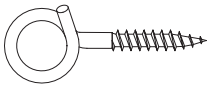	**pgb - G1150**	CURLED HOOK with wood thread KRULHAAK met houtdraad CROCHET BOUCLE avec filet à bois SPIRALHAKEN mit Holzgewinde	p. 214
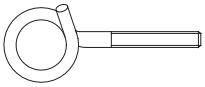	**pgb - G1160**	CURLED HOOK with metric thread KRULHAAK met metrische draad CROCHET BOUCLE avec filet métrique SPIRALHAKEN mit metrischem Gewinde	p. 215
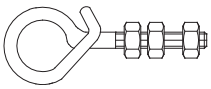	**pgb - G1180**	SAFETY SWING HOOK with 3 nuts VEILIGHEIDSSCHOMMELHAAK met 3 moeren CROCHET DE BALANCOIRE avec 3 écrous SCHAUKELHAKEN mit 3 Muttern	p. 216

	pgb - LN001 Steelwork fixings	LINDAPTER steelwork fixing LINDAPTER staalconstructies LINDAPTER charpentes métalliques LINDAPTER Trägerklemmverbindung	p. 221
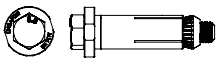	**pgb - LN002** Cavity fixings	LINDAPTER cavity fixing LINDAPTER holle ruimten LINDAPTER sections creuses LINDAPTER Hohlraumbefestigung	p. 256
	pgb - LN003 Composite decking	LINDAPTER composite decking LINDAPTER composiet plafonds LINDAPTER coffrage perdu en composite LINDAPTER Deckenabhängung	p. 265
	pgb - LN004 Support fixings	LINDAPTER support fixing LINDAPTER ondersteunende bevestigingen LINDAPTER suspentes LINDAPTER Abhängung	p. 273
	pgb - LN005 Floor fixings	LINDAPTER floor fixing LINDAPTER vloerbevestiging LINDAPTER pour plancher LINDAPTER Bodenbefestigung	p. 293

F NUTS

MOEREN - ECROUS - MUTTERN

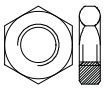	**Din 439 (12/1983) *** EN 24035 (10/1991)**	HEXAGON NUTS thin form ZESKANTMOER lage vorm ECROU HEXAGONAL forme basse SECHSKANTMUTTERN niedrige Form	p. 301
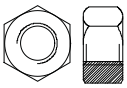	**Din 934 (07/1982) *** EN ISO 4032 (2001)**	HEXAGON NUT ZESKANTMOER ECROU HEXAGONAL SECHSKANTMUTTER	p. 302
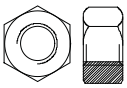	**Iso 4032**	HEXAGON NUTS ZESKANTMOER ECROU HEXAGONAL SECHSKANTMUTTERN	p. 308
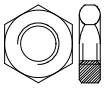	**Din 936**	THIN HEXAGON NUTS ZESKANTMOER lage vorm ECROU HEXAGONAL forme basse SECHSKANTMUTTERN niedrige Form	p. 309
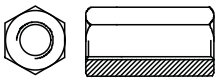	**Din 6334**	HEXAGON NUT height = 3d ZESKANTMOER 3d hoog ECROU HEXAGONAL hauteur 3d SECHSKANTMUTTER 3d hoch	p. 310
	Din 982 (05/1987)	HEXAGON SELF-LOCKING NUT high type ZESKANT BORGMOER hoge vorm ECROU DE SECURITE forme haute SECHSKANTSICHERUNGSMUTTER hohe Form	p. 311
	Din 985 (05/1987)	SELF-LOCKING HEXAGON NUT with plastic insert ZELFBORGENDE ZESKANTMOER met kunststof ring ECROU AUTOSERRANT HEXAGONAL avec anneau nylon SECHSKANT SICHERUNGSMUTTER mit Kunststoff Ring	p. 312
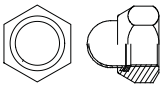	**Din 986 (02/2000)**	HEXAGON DOMED CAP NUT self-locking ZESKANT DOPMOER zelfborend ECROU BORGNE autoserrant SECHSKANT-HUTMUTTER selbstsichernd	p. 315
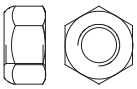	**Din 980V**	SELF-LOCKING HEXAGON NUT full metal ZELFBORGENDE ZESKANTMOER voll.metaal ECROU AUTOSERRANT HEXAGONAL entièrement métal SECHSKANT SICHERUNGSMUTTER ganzmetall	p. 316
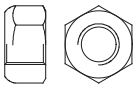	**Din 6925**	SELF-LOCKING HEX. NUT full metal ZELFBORGENDE ZESKANTMOER voll.metaal ECROU AUTOSERRANT HEXAGONAL entièrement métal SECHSKANT SICHERUNGSMUTTER ganzmetall	p. 317
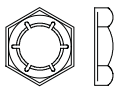	**Din 7967**	SELF LOCKING COUNTER NUT PAL-MOER ECROU DE SECURITE SICHERUNGSMUTTER	p. 318

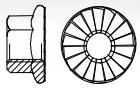	**pgb - GM**	HEXAGON FLANGE NUT serrated ZESKANT FLENSMOER gekarteld ECROU HEXAGONAL A EMBASE cranté SECHSKANTMUTTER serzahnt	p. 319
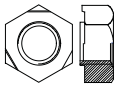	**Din 929 (01/2000)**	HEXAGON WELD NUT ZESKANT LASMOER ECROU HEXAGONAL A SOUDER SECHSKANT-SCHWEISSMUTTER	p. 320
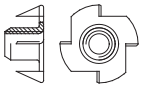	**pgb - IM**	TEE NUT with pronge INSLAGMOER ECROU A ENFONCER pour bois EINSCHLAGMUTTER	p. 321
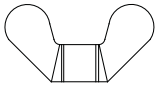	**Din 315 (07/1998)**	WING NUT VLEUGELMOER ECROU A AILETTES FLÜGELMUTTER	p. 322
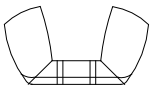	**Din 314** Similar Din 314	WING NUT VLEUGELMOER ECROU A AILETTES FLUGELMUTTER	p. 323
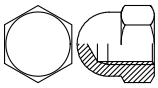	**Din 1587 (02/2000)**	HEXAGON DOMED CAP NUTS high ZESKANT DOPMOER hoog ECROU BORGNE haut SECHSKANT-HUTMUTTERN hohe Form	p. 325
	pgb - 00GLM	THREADED PLATE for rails GLIJMOER voor rails PLAQUETTE FILLETEE pour rail GEWINDEPLATTEN für Schiene	p. 328
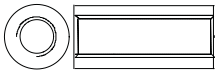	**pgb - R6334**	ROUND CONNECTION NUTS RONDE VERBINDINGSMOF ECROU DE RALLONGE ROND DISTANZMUFFEN RUND	p. 329
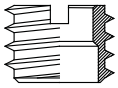	**DIN 7965**	SCREWED INSERT INSCHROEFMOER ECROU A VISSER FENDU EINSCHRAUBMUTTER	p. 330
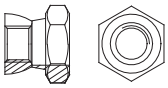	**pgb - BM934**	BREAKAWAY NUT hexagonal BREEKMOER zeskant ECROU AUTOCASSANT hexagonal ABREISSMUTTER sechskant	p. 331

G WASHERS

SLUITRINGEN, CIRCLIPS, SPANRINGEN - RONDELLES - SCHEIBEN

	Din 125 (03/1990)	WASHER SLUITRING RONDELLE SCHEIBE	p. 335
	Din 126 (03/1990) EN 7091 (11/2000) *	WASHER SLUITRING RONDELLE SCHEIBE	p. 340
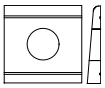	**Din 434 (04/2000)**	SQUARE TAPER WASHER for U-sections (8%) HELLINGPLAAT voor U-profiel (8%) PLAQUE OBLIQUE pour poutrelles en U (8%) SCHEIBE vierkant für U-Träger (8% Neigung)	p. 341
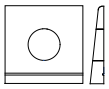	**Din 435 (01/2000)**	SQUARE TAPER WASHER for I-sections (14%) HELLINGPLAAT voor I-profiel (14%) PLAQUE OBLIQUE pour poutrelles en I (14%) SCHEIBE vierkant für I-Träger (14% Neigung)	p. 342
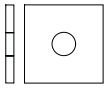	**Din 436 (05/1990)**	SQUARE WASHER SLUITRING vierkant PLAQUETTE carrée SCHEIBE vierkant	p. 343
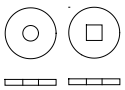	**Din 440**	WASHER for wood constructions SLUITRING voor houtconstructies RONDELLES pour constructions à bois SCHEIBE für Holzkonstruktionen	p. 344

	Din 7349	WASHER for bolt with heavy type spring pin SLUITRING voor spanstiften RONDELLE pour goupille élastique SCHEIBE für Schrauben mit Spannhülsen	p. 345
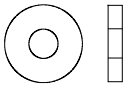	**Din 6340 (04/1987)** Washer	PLAIN WASHER hardened SLUITRING gehard RONDELLE trempé SCHEIBE gehärtet	p. 346
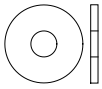	**Din 9021**	WASHER outside diameter approx. 3 d SLUITRING buitendiameter 3 d RONDELLE diamètre extérieur 3 d SCHEIBE Aussendurchmesser ca. 3 d	p. 347
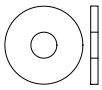	**pgb - CAROS**	MUDGUARD WASHER CARROSSERIE SLUITRING grote buitendiameter RONDELLE CARROSSERIE KOTFLUGELSCHEIBE	p. 350
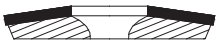	**pgb - ER**	CONICAL WASHER for hexagon head wood screws SLUITRING voor houtdraadbouten RONDELLE HERMETIQUE pour vis à bois tête hexagonale SCHEIBE für Sechskant-Holzschrauben	p. 352
	pgb - CUV	CUP WASHER KRAALRING CUVETTE POUR VIS HOHLSCHEIBE	p. 353
	pgb - ZR	SAIL EYELET ZEILRING OEILLET pour baches PLANOSE	p. 354
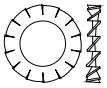	**Din 6798 (07/1988)**	SERRATED LOCK WASHER WAAIERVEERRING RONDELLE EVENTAIL FACHERSCHEIBE	p. 355
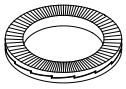	**pgb - NORDL**	SAFETY LOCK WASHER glued VEILIGHEIDSBORGRING gelijmd RONDELLE DE SECURITE collée par pair SICHERUNGSSCHEIBE verleimt	p. 357
	Din 127 (10/1987)	SINGLE COIL SPRING LOCK WASHER VEERRING RONDELLE RESSORT FEDERRINGE	p. 358
	Din 7980	SINGLE COIL SPRING LOCK WASHER VEERRING voor cilinderkopschroeven RONDELLE RESSORT pour vis tête cylindrique FEDERRINGE für Zylinderkopfschrauben	p. 361
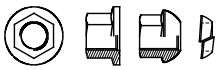	**Din 74361 (06-2008)** Wheel connector	WHEEL CONNECTOR WIELBEVESTIGING FIXATION DE ROUE RADBEFESTIGUNG	p. 363
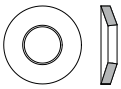	**Din 2093**	DISC SPRING SCHOTELVEERRING RONDELLE RESSORT TELLERFEDER	p. 364
	pgb - SNOR Schnorr “S”	“SCHNORR” LOCK WASHER type S VEERRING “SCHNORR” type S RONDELLE “SCHNORR” type S “SCHNORR”-SPERRZAHNSCHEIBE Typ S	p. 367
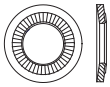	**pgb - CR**	CONTACT LOCK WASHER CONTACT BORGRING RONDELLE DE CONTACT KONTAKT-SPERRKANTSCHEIBE	p. 369
	Din 471 (09/1981)	RETAINING RING for shafts CIRCLIPS voor assen CIRCLIPS pour axes SICHERUNGSRINGE für Wellen	p. 371
	Din 472 (09/1981)	RETAINING RING for bores CIRCLIPS voor boringen CIRCLIPS pour alesages SICHERUNGSRINGE für Bohrungen	p. 373

	Din 6799 (09/1981)	RETAINING RING for shafts BORGRING voor assen BAGUE D'ARRET pour axe SICHERUNGSSCHEIBE für Wellen	p. 376
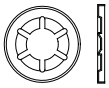	**pgb - STARL** Push on uncapped	STARLOCK UNCAPPED push on for round shaft STARLOCK ZNDR KAP push-on voor as STARLOCK SANS CHAPEAU fixations sur arbrz rond STARLOCK OHNE KAPPE push-on für Achse	p. 378

H SELFDRILLING/TAPPING SCREWS

ZELFTAPPENDE/BORENDE SCHR. - VIS A TOLES/AUTOF. - BLECH/BOHRSCHR.

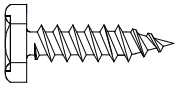	**Din 7976 (12/1972) *** EN 1479 (09/1996) **	TAPPING SCREW hexagon head ZELFTAPPENDE SCHROEF met zeskantkop VIS A TOLE avec tête hexagonale BLECHSCHRAUBE Sechskantkopf	p. 382
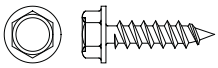	**Din 6928** EN ISO 7053(11-2011)	SELFTAPPING SCREW hexagon washer head ZELFTAPPENDE SCHROEF zeskantkop en aangep. sluitring VIS AUTOTARAUDEUSE tête hex. avec rondelle incorporé BLECHSCHRAUBE Sechskantkopf/angepresster Scheibe	p. 384
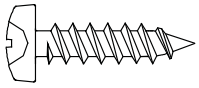	**Din 7981 (12/1984) *** EN 7049 (08/1990) **	TAPPING SCREW pan head ZELFTAPPENDE SCHROEF met cil.kop VIS A TOLE tête cylindrique BLECHSCHRAUBE Zylinderkopf	p. 385
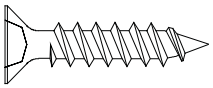	**Din 7982 (12/1984) *** EN 7050 (08/1990) **	TAPPING SCREW csk head cross recess ZELFTAPPENDE SCHROEF met verzonken kop en kruisindruk VIS A TOLE tête fraisée et empreinte cruc. BLECHSCHRAUBE Senkkopf mit Kreuzschlitz	p. 389
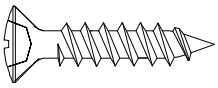	**Din 7983 (12/1984) *** EN 7051 (08/1990) **	TAPPING SCREW raised csk head cross recess ZELFTAPPENDE SCHROEF met bolvzk.kop en kruisindruk VIS A TOLE tête fraisée bomb.et empreinte cruc BLECHSCHRAUBE Linsensenkkopf mit Kreuzschlitz	p. 393
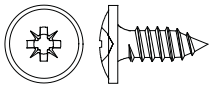	**pgb - PBKSK** BS 4174	TAPPING SCREW flange/cross recess PLATBOLKOPSCHROEF en kruisindr./kraag VIS A TOLE TETE RONDE empr.cruc./rondelle FLACHRUNDBLECHSCHRAUBE Kreuzschlitz/Bund	p. 397
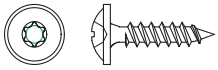	**Din 968**	PAN HEAD SELF TAPPING SCREW with collar PLATBOLKOPSCHROEF met kraag VIS A TOLE TETE CYL. avec embase LINSENBLECHSCHRAUBE mit Bund	p. 399
	Din 7504 (09/1995)	SELF DRILLING SCREW ZELFBORENDE SCHROEF VIS AUTOFORANTE BOHRSCHRAUBE	p. 400
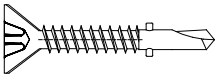	**pgb - VTEKS**	SELF DRILLING SCREW with wings/rips ZELFBORENDE SCHROEF met vleugels en ribben VIS AUTOFORANTE avec ailettes/nervures SENK-BOHRSCHRAUBE mit Flügel/Fräseribben	p. 409
	pgb - ZBBKR	SELF DRILLING SCREW wafer head ZELFBORENDE SCHROEF platbolkop + rondel VIS AUTOFORANTE tête bombée + rondelle BOHRSCHRAUBE Rundkopf mit Flansch	p. 411
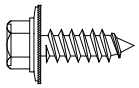	**pgb - GSP**	CLADDING SCREW with point/coarse thread GEVELSCHROEF met punt voor hout VIS DE BARDAGE avec pointe/filet gros FASSADENBAUSCHRAUBE mit Spitze/Grobgewinde	p. 413
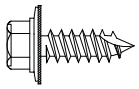	**pgb - GSL**	CLADDING SCREW with point T17 for wood GEVELSCHROEF MET lepelpunt voor hout VIS DE BARDAGE avec pointe 17 pour bois FASSADENBAUSCHRAUBE mit Löffelspitze für Holz	p. 414
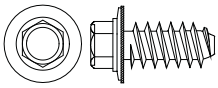	**pgb - GSS**	CLADDING SCREW blunt/fine thread GEVELSCHROEF stomp voor metaal VIS DE BARDAGE à bout plat/filet fin FASSADENBAUSCHRAUBE mit Zapfen/Feingewinde	p. 416
	pgb - ZBS(inch)	SELF DRILLING SCREW inch measurements ZELFBORENDE SCHROEF inch kopmaten VIS AUTOFORANTE tête selon inch BOHRSCHRAUBE mit Zölligem Kopfmassen	p. 417

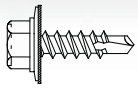	**pgb - ZBG16**	SELF DRILLING SCREW with EPDM 16mm ZELFBORENDE SCHROEF met neopreen ring 16mm VIS AUTOFORANTE avec rondelle d'étanchéité 16mm BOHRSCHRAUBE mit Neoprene-Scheibe 16mm	p. 418
	pgb - ZBG14 Farmer screw	FARMER SCREW with drillpoint and EPDM 14mm ZELFB. GELAKTE KLEURKOPSCHROEF met boorpunt en neopreenring 14mm VIS AUTOFORANTE TETE COLORE avec point forante et EPDM 14mm FARMASCHRAUBE mit Bohrspitze und EPDM 14mm	p. 422
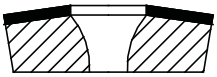	**pgb - NR**	SEALING WASHER for selfdrilling screws AFDICHTINGSRING voor zelfborende schroeven RONDELLE ETANCHE pour vis autoforante DICHTSCHEIBE für Bohrschrauben	p. 424
	pgb - AFD06	PROTECTION CAP cladding screw head 3/8" AFDEKKAP zelfb. schroef SW 3/8" CAPUCHON vis de bardage tête 3/8" ABDECKKAPPE Fassadenbauschraube SW 3/8"	p. 425
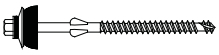	**pfs - ZBETS** pfs+	FIBRE-CEMENT SHEET SCREW VEZELCEMENTPLAATSCHROEF VIS POUR TOLES FIBRE-CIMENT FASERZEMENTWELLPLATTENSCHRAUBE	p. 430
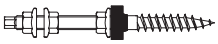	**pgb - ZPBV**	SOLAR PANNEL FIXING ZONNEPANEELBEVESTIGING FIX.PANNEAUX SOLAIRES SOLAR BEFESTIGUNG	p. 431
	pgb - 0ZPAD	ADAPTOR for solar pannels ADAPTORPLAAT voor zonnepanelen PLATINNE ADAPTEUR pour panneaux solaires ADAPTOR für Solar-Befestigung	p. 438
	pgb - 0ZPDH solar pannel hook	ROOF HOOK for solar pannels DAKHAAK voor zonnepanelen CROCHET TOITURE pour fixations panneaux solaires DACHHAKEN für Solarbefestigung	p. 439
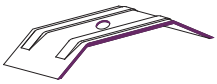	**pgb - RTR01**	SADLE BOUNDED WASHER 25-27° for trapezoid profile RUITER 25-27° voor trapeziumprofiel CAVALIER ETANCHE 25-27° pour profil trapézoïdal KALOTTEN 25-27° für Trapeziumprofil	p. 440
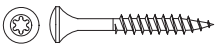	**pgb - DSSVT** Roofing screw	ROOFING SCREW thread point-csk-Tdrive DAKISOLATIESCHROEF scherpe punt-vzk-Tdrive VIS DE TOITURE pointe fine-tf-empr.six lobes DACHSCHRAUBE Schraubspitze-Senkkopf-Innenstern	p. 442
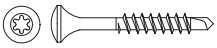	**pgb - DSBVT** Roofing screw	ROOFING SCREW drill point-csk-T drive DAKISOLATIESCHROEF boorpunt-vzk-Tdrive VIS DE TOITURE pointe forante-tf-six lobes DACHSCHRAUBE Bohrpunkt-Senkkopf-Innenstern	p. 443
	pgb - 000LH	SLATE HOOKS LEIHAKEN CROCHETS ARDOISES SCHIEFERHAKEN	p. 444

I SCREWS FOR WOOD

HOUTSCHROEVEN - VIS A BOIS - HOLZSCHRAUBEN

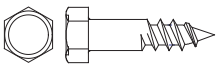	**Din 571 (12/1986)**	COACH SCREW hexagon head HOUTDRAADBOUTEN met zeskantkop TIREFOND tête hexagonale SECHSKANT-HOLZSCHRAUBE	p. 450
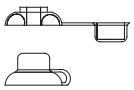	**pgb - AFD07**	COMBINED CAPS for coach screws AFDEKKAP houtdraadbout CAPUCHON pour tirefonds KOMBIKAPPEN für Holzschrauben	p. 456
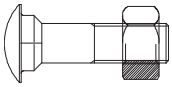	**Din 603 (10/1981)**	CARRIAGE BOLT with square shoulder under the head HOUTBOUT vierkant onder kop BOULON POUR BOIS tête bombée collet carré FLACHRUNDSCHRAUBE mit Vierkantansatz	p. 457
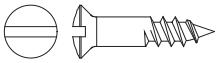	**Din 95**	WOOD SCREWS raised countersunk head slotted HOUTSCHROEVEN bolverz. kop met gleuf VIS A BOIS tête fraisée bombée avec fente HOLZSCHRAUBEN Linsensenkkopf mit Schlitz	p. 461

	pgb - 7995R	WOOD SCREW RCSK with sealing washer HOUTSCHROEF BVK m.neopreenring VIS A BOIS TGS avec rondelle d'etachéité SPENGLERSCHRAUBEN mit aufvilkanisierter EPDM-Scheibe	p. 469
	Din 96	WOOD SCREWS round head slotted HOUTSCHROEVEN bolkop met gleuf VIS A BOIS tête bombée avec fente HOLZSCHRAUBEN Halbrundkopf mit Schlitz	p. 465
	Din 97	WOOD SCREWS countersunk head slotted HOUTSCHROEVEN verz. kop met gleuf VIS A BOIS tête fraisée avec fente HOLZSCHRAUBEN Senkkopf mit Schlitz	p. 467
CE	**pgb - MWVZV**	CHIPBOARD SCREW CSK poz. full thread SPAANDERPLAATSCHROEF VK PZ VD VIS à PANNEAUX TF poz. filet total SPANPLATTENSCHRAUBE SK poz. Vollgewinde	p. 471
CE	**pgb - MWVZG**	CHIPBOARD SCREW CSK poz. part. thread SPAANDERPLAATSCHROEF VK PZ deeldraad VIS à PANNEAUX TF poz. filet partiel SPANPLATTENSCHRAUBE SK poz. Teilgewinde	p. 478
CE	**pgb - MWVTV**	CHIPBOARD SCREW CSK T-drive and total thread SPAANDERPLAATSCHROEF VK T-drive en voldraad VIS A PANNEAUX TF six lobes int. et filet total SPANPLATTENSCHRAUBE SK Innenstern und Vollgewinde	p. 482
CE	**pgb - MWVTG**	CHIPBOARD SCREW CSK T-drive and partial thread SPAANDERPLAATSCHROEF VK T-drive en ged. draad VIS A PANNEAUX TF six lobes int. et filet partiel SPANPLATTENSCHRAUBE SK Innenstern und Teilgewinde	p. 484
CE	**pgb - MWCZV**	CHIPBOARD SCREW PH poz. Z, total thread SPAANDERPLAATSCHROEF PH pz/voldraad VIS A PANNEAUX TB poz. Z, filet total SPANPLATTENSCHRAUBE LK Kreuzschlitz Z, Vollgewinde	p. 487
CE	**pgb - MWCZG**	CHIPBOARD SCREW PANHEAD poz. and partial thread SPAANDERPLAATSCHROEF PH pz/deeldraad VIS A PANNEAUX TR poz. et filet partiel SPANPLATTENSCHRAUBE RUNDKOPF Poz. und Teilgewinde	p. 489
CE	**pgb - MWCTV**	CHIPBOARD SCREW PH T-drive and full thread SPAANDERPLAATSCHROEF PH T-drive/voldraad VIS A PANNEAUX TB six lobes intér. et filet total SPANPLATTENSCHRAUBE LK Innenstern und Vollgewinde	p. 490
CE	**pgb - MWCTG** chipboard panhead	CHIPBOARD SCREW PANHEAD T-drive / partial thread SPAANDERPLAATSCHROEF PH T-drive / deeldraad VIS A PANNEAUX TETE RONDE six lobes int. / filet part. SPANPLATTENSCHRAUBEN LINSENKOPF Innensechskant / Teilgewinde	p. 492
CE	**pfs - PWVZV** pfs+	CHIPBOARD SCREW CSK PFS+ poz. and full thread SPAANDERPLAATSCHROEF VK PFS+ Poz.,voldraad,freesribben VIS A PANNEAUX TF PFS+ poz. et filet total SPANPLATTENSCHRAUBE SK PFS+ Poz.,Vollgewinde,Fräsrippen	p. 493
CE	**pfs - PWVZG** pfs+	CHIPBOARD SCREW CSK PFS+ poz. and part. thread SPAANDERPLAATSCHROEF VK PFS+ Poz.,deeldraad,freesribben VIS à PANNEAUX TF PFS+ poz. et filet part. SPANPLATTENSCHRAUBEN SK PFS+ Poz.,Teilgewinde,Fräsrippen	p. 495
CE	**pfs - PWVTV** pfs+	CHIPBOARD SCREW CSK PFS+ T-drive and full thread SPAANDERPLAATSCHROEF VK PFS+ T-drive en voll. draad VIS A PANNEAUX TF PFS+ six-lobes int. et filet total SPANPLATTENSCHRAUBE SK PFS+ Innenstern,Vollgewinde,CUT-Spitze	p. 496
CE	**pfs - PWVTG** pfs+	CHIPBOARD SCREW CSK PFS+ T-drive and part. thread SPAANDERPLAATSCHROEF VK PFS+ T-drive,deeldraad,freesribben VIS A PANNEAUX TF PFS+ six-lobes int. et filet partiel SPANPLATTENSCHRAUBE SK PFS+ Innenstern,Teilgewinde,Fräsrippen	p. 499
	pgb - AFD02	PROTECTION CAPS for pozidrive screws nr2 AFDEKKAP schroef m.poz.nr2 CAPUCHON pour vis pozidrive nr2 ZIERKAPPEN für pozidrive Schrauben Nr2	p. 503
	pgb - AFD03	PROTECTION CAP poz. screws nr3 AFDEKKAP schroef m.poz.nr3 CAPUCHON vis poz. nr3 ZIERKAPPEN poz. Schrauben Nr3	p. 504

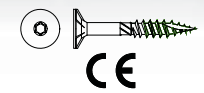	**pfs - PEVTG** pfs+	WOOD SCREWS CSK-T flutes and cutting point P17 HOUTBOUWSCHROEF VK-T P17 - freesribben VIS CONSTRUCTION BOIS TF-T nervures et pointe coupante P17 HOLZBAUSCHRAUBEN SK-T Fräsrippen und P17	p. 505
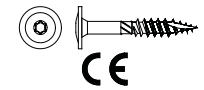	**pfs - PETTG** pfs+	FLANGE HEAD WOOD SCREW-T flutes and cutting point P17 FLENSKOPHOUTSCHROEF-T P17 - freesribben VIS à BOIS à EMBASE-T nervures et point coupante P17 TELLERKOPFSCHRAUBEN-T P17 - Fräsrippen	p. 507
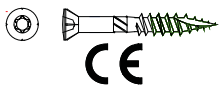	**pfs - PWHTG** pfs+	TROPIC WOOD SCREW CSK red.head T-drive with ribs HARDHOUTSCHROEF VK T-dr.kleine kop + freesribben VIS BOIS TROPIC TF tête réduite 6-lobes int. à nervure HARTHOLZSCHRAUBE Senkkkopf 60°-Innenstern-Fräsrippe	p. 510
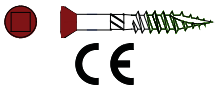	**pfs - PWHVG** Tropic wood screw	TROPIC WOOD SCREW CSK red.head,square drive with ribs HARDHOUTSCHROEF VK 60° V-indruk-freesribben-P17 VIS A BOIS TROPIC TF tête réd.,empr.carré avec nervures HARTHOLZSCHRAUBE SK 60° V-Antrieb,Fräsrippen,CUT-Spitze	p. 512
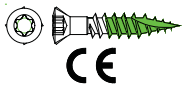	**pfs - PFSBS** type B	pfs - TROPICAL WOOD SCREWS with countersunk head PFS - SCHROEVEN V. TROP.HARDHOUT met verzonken kop pfs - VIS à BOIS TROPICAL à tête fraisée pfs - TROP.HOLZSCHRAUBEN mit Senkkopf	p. 513
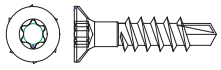	**pfs - PFS-Z** type “Z”	pfs - TROPICAL WOOD SCREWS self drilling with csk head PFS - SCHROEVEN TROPISCH HARDHOUT zelfborend en verzonken kop pfs - VIS à BOIS TROPICAL tête fraisée, autoforante HARTHOLZSCHRAUBEN TROPISCH HOLZ selbstbohrend mit Senkkopf	p. 514
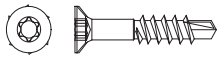	**pgb - TZBWP**	CHIPBOARD SCREW CSK Selfdrilling, with T-drive SPAANDERPLAATSCHROEF VZK zelfborend, met T-drive VIS A PANNEAUX TF autoforante, avec six-lobes int. SPANPLATTENSCHRAUBE SK Selbstbohrend, mit Innenstern	p. 515
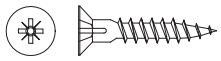	**pgb - MWVDG**	CHIPBOARD SCREW CSK poz. w. cover hole / part. thread SPAANDERPLAATSCHROEF VK poz. met kopboring / deeldraad VIS A PANNEAUX TF poz. avec perçage / filet part. SPANPLATTENSCHRAUBE SK Poz. mit Kopflochb. Teilgewinde	p. 516
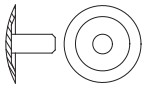	**pgb - AFD01**	PROTECTION CAPS for screws with head bore AFDEKKAP schroef m.boorgat CAPUCHON pour vis à tête forée ZIERKAPPEN für Schrauben m.Kopflochbohrung	p. 517
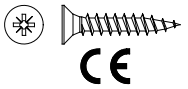	**pgb - MWVKV**	CHIPBOARD SCREW NARROW HEAD csk poz. total thread SPAANDERPLAATSCHROEF VK kleine kop poz. voll.draad VIS à PANNEAUX TETE REDUITE tf poz. filet total SPANPLATTENSCHRAUBE SK kleiner Kopf poz. / Vollgewinde	p. 518
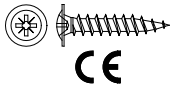	**pgb - AWS**	BACKWALL SCREW ACHTERWANDSCHROEF VIS POUR PAROIS ARRIERE RÜCKWANDSCHRAUBEN	p. 519
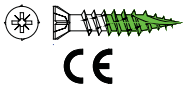	**pfs - PFS-M** type “M”	SCREWS for MDF with countersunk head SCHROEVEN voor MDF met verzonken kop VIS pour MDF avec tête fraisée SCHRAUBEN für MDF mit Senkkopf	p. 520
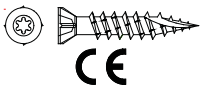	**pfs - PMVTG** wood screw MDF	Wood screw PFS+ CSK 60° for MDF HOUTSCHROEF PFS+ VK 60° voor MDF Vis à bois PFS+ TF 60° pour MDF Holzschraube PFS+ SK 60° für MDF	p. 521
	pgb - GPS type “S”	DRYWALL SCREW “S” bugel head and fine thread SNELBOUWSCHROEF “S” trompetkop met fijne draad VIS A FIXATION RAPIDE “S” tête trompète avec filet fin SCHNELLBAUSCHRAUBE “S” Trompetkopf und Feingewinde	p. 522
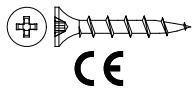	**pgb - GPC** type “C”	DRYWALL SCREW “C” bugel head and coarse thread SNELBOUWSCHROEF “C” trompetkop met grove draad VIS A FIXATION RAPIDE “C” tête trompête avec filet gros SCHNELLBAUSCHRAUBE “C” Trompetkopf und Grobgewinde	p. 526
	pgb - GPF type “F”	FERMACELL SCREW Hi-Lo thread SNELBOUWSCHROEF “F” Fermacell met Hi-Lo draad VIS POUR PANNEAUX FERMACELL Hi-Lo filet FASERPLATTENSCHRAUBE Hi-Lo Gewinde	p. 528
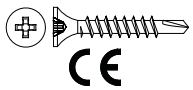	**pgb - GPZ** type “Z”	DRYWALL SCREW “Z” self drilling and bugel head SNELBOUWSCHROEF “Z” zelfborend met trompetkop VIS A FIXATION RAPIDE “Z” autoforante avec tête trompète SCHNELLBAUSCHRAUBE “Z” mit Bohrspitze und Trompetkopf	p. 529

	pgb - ZGVB	DRYWALL JOINT TAPE GLASVEZELBAND BANDE DE FIBRE FUGENBAND	p. 530
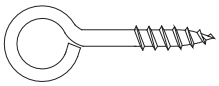	**pgb - 000SO**	SCREW EYES SCHROEFOGEN PITON FERME SCHRAUBOSEN	p. 531
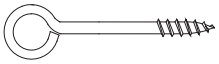	**pgb - 00LSO**	SCREW EYES long type SCHROEFOGEN lange uitvoering PITON FERME long SCHRAUBOSEN lang	p. 534
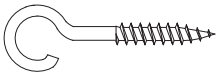	**pgb - 000SH**	CUP HOOK SCHROEFHAAK CROCHET D'ARMOIRE SCHRAUBHAKEN	p. 535
	**pgb - 000SD**	SQUARE HOOK SCHROEFDUIMEN GOND A VIS SCHRAUBHAKEN	p. 537
	pgb - 00ZSD	SQUARE HOOKS heavy type ZWARE SCHROEFDUIMEN GONDS A VIS GERADEHAKEN	p. 539
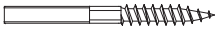	**pgb - 000SE**	HANGER BOLTS STOKEINDEN GOUJON à deux filets STOCKSCHRAUBEN	p. 542
	pgb - G0600	GATE HOOKS 1 separate/ 1 fixed screw eye WINDHAKEN 1 GEMONTEERD + 1 los schroefoog CROCHET DE CONTREVENT 1 piton fixé / 1 piton non-fixé STURMHAKEN 1 loser/1 montierter Ringschraube	p. 547
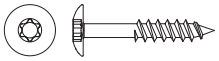	**pgb - TRESP**	TRUSSHEAD SCREW TX20 for wood constructions "TRESPA" SCHROEF met T-drive VIS DE FACADE TRESPA TX20 FASSADENSCHRAUBE "TRESPA" mit Innenvielzahn TX20	p. 548
	pgb - BLED1	SCREW PLATE with 2 holes BLADSCHROEF met 2 schroefgaten VIS A TETE DE PLAQUETTE avec 2 trous BLATTSCHRAUBE mit 2 löcher	p. 551
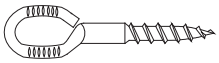	**pgb - BLED2**	SLOT SCREW LANGGATSCHROEF plat PITON A OEIL plat LANGLOCHSCHRAUBE flach	p. 552
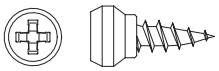	**pgb - KLNIP**	CLAMPING SCREW KLEMNIPPEL VIS DE CLIPSAGE NIPPELKOPF SCHRAUBE	p. 553
	pgb - KVSPW	WINDOW SCREWS countersunk head special thread VENSTERBOUWSCHROEF verzonken kop spec.draad VIS POUR FENETRES tête fraisée filet spécial FENSTERBAUSCHRAUBEN Senkkopf Spezialgewinde	p. 554
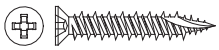	**pgb - KVHL**	WINDOW SCREWS countersunk head Hi-Lo thread VENSTERBOUWSCHROEF verzonken kop Hi-Lo draad VIS POUR FENETRES tête fraisée filet Hi-Lo FENSTERBAUSCHRAUBE Senkkopf Hi-LO Gewinde	p. 555
	pgb - ZBVV	WINDOW TEK SCREW countersunk head ZELFBORENDE VENSTERSCHROEVEN, verzonken kop VIS AUTOFORANTE pour FENETRES tête fraisée BOHRSCHRAUBE FENSTERBAU Senkkopf	p. 557
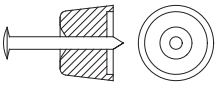	**pgb - SDR**	SHELF SUPPORT SCHABDRAGER TAQUET BODENTRÄGER	p. 559
	DIN 68150	WOODEN DOWEL HOUTEN MEUBELPLUG CHEVILLE EN BOIS HOLZDÜBEL	p. 563

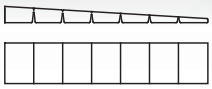	**pgb - WPL**	WEDGE WATERPASLATJE CALLE DE NIVEAU MOBELKEILE	p. 564

J PINS - RIVETS

PENNEN, STIFTEN, SPIEEN - GOUPILLES, RIVETS - STIFTEN, NIETEN

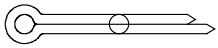	**Din 94 (09/1983) *** EN 1234 (11/1997) **	COTTER PIN SPLITPEN GOUPILLE FENDUE SPLINTE	p. 567
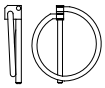	**pgb - BORGP**	COMMERCIAL LINCH PIN with round spring ring STANDAARD BORGPEN met ronde ring GOUPILLE ABATTANTE avec ressort rond STANDARD-KLAPPSPLINTE mit rundem Federing	p. 571
	Din 11023	LINCH PIN BORGPEN GOUPILLE ABATTANTE KLAPPSTECKER	p. 572
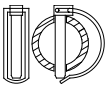	**pgb - BRGPB**	LINCH PINS for tubes BORGPEN voor buis GOUPILLE ABATTANTE pour tubes ROHR-KLAPPSPLINTE	p. 573
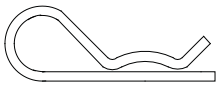	**pgb - BORGV**	SPRING PIN standard STANDAARD BORGVEER GOUPILLE RESSORT FEDERSTECKER handelsübliche Kwalität	p. 574
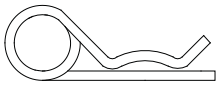	**pgb - BRGVD**	SPRING PIN double type BORGVEER DUBBEL GOUPILLE DOUBLE FEDERSTECKER doppelt	p. 575
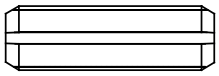	**DIN 1481** ISO 8752 (10-2009)	SPRING PIN heavy type SPANSTIFT zware uitvoering GOUPILLE ELASTIQUE finition lourde SPANNSTIFT schwere Ausführung	p. 576
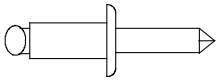	**Din 7337A**	BLIND RIVET dome head BLINDKLINKNAGEL platbolkop RIVET AVEUGLE tête plate bombée BLINDNIET Flachrundkopf	p. 581
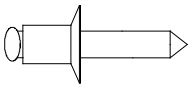	**Din 7337B**	BLIND RIVET countersunk head BLINDKLINKNAGEL vezonkenkop RIVET AVEUGLE tête fraisée BLINDNIET Senkkopf	p. 596
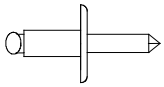	**Din 7337C**	BLIND RIVET large dome head BLINDKLINKNAGEL grote kop RIVET AVEUGLE tête large BLINDNIET grosser Flachrundkopf	p. 598
	pgb - BKM10	BLIND RIVET NUT flat head open type BLINDKLINKMOER cilinderkop open type ECROU à SERTIR tête plate extrémité ouverte BLINDNIETMUTTERN Flachkopf Schaftende offen	p. 601
	pgb - TNG10 Operating tool	OPERATING TOOL for blind rivet HANDTANG voor blindklinknagel PINCE à RIVETER pour rivet aveugle BLINDNIETZANGE	p. 604
	pgb - TNG20 Operating tool	OPERATING TOOL for blind rivet nut/bolt HANDTANG voor blindklinkmoer/bout PINCE à RIVETER pour écrou/goujon HANDNIETZANGE für Blindnietmutter/schraube	p. 606

	pgb -TNG30 Operating tool	PNEUMATIC-HYDRAULIC setting tool PNEUMATISCH APPARAAT vr blindklinknagel/moer/bout PISTOLET OLEO-PNEUMATIQUE PNEUMATISCH-HYDRAULISCHES Setzgerät	p. 609
	pgb - TNG40 Operating tool	BATTERY RIVETER for blind rivet ACCU APPARAAT vr blindklinknagel RIVETEUSE à ACCU pour rivet aveugle AKKU GERÄT für Blindniete	p. 611
	pgb - TNG50 Operating tool	BATTERY RIVETER blind rivet ACCU-APPARAAT (nieuw model) blndklnkngl RIVETEUSE sur BATTERIE rivet aveugle AKKU-GERÄT(neu Model) blindniete	p. 612

L NAILS

NAGELS - POINTES - DRAHTSTIFTE

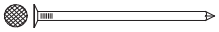	**Din 1151B**	ROUND PLAIN HEAD NAILS NAGELS PLATTE KOP POINTES tête plate DRAHTSTIFTE Senkkopf	p. 616
	Din 1152	FINISHING NAILS NAGELS RONDE KOP POINTES TETE RONDE DRAHTSTIFTE RUND Kopf	p. 620
	pgb - GN	SCREW NAILS GETORSTE NAGEL POINTES TORSADEES SCHRAUBENNAGEL	p. 623
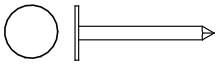	**Din 1160**	ROOFING NAILS SCHALIENAGELS POINTES D'ARDOISES BREITKOPFSTIFTE	p. 624
	pgb - KR	CRAMPS KRAMMEN CRAMPONS SCHLAUFEN	p. 626
	pgb - PN	CEILING NAILS PLAFONDNAGEL POINTES PLAFONNEURS DECKENNAGEL	p. 627
	pgb - STN	LIGHT WEIGHT BUILDING SLAP NAIL STORMNAGELS POINTES A EMBASE LEICHTBAUPLATTEN-STIFTE	p. 628
	pgb - AN	ANCHOR NAIL ANKERNAGEL POINTE ANCRE ANKERNAGEL	p. 629
	**pgb - GYN**	PLASTERBOARD NAILS GYPROCNAGELS POINTES GYPROC GIPSPLATTENNAGEL	p. 630
	Din 1052	BARBED NAILS RINGNAGELS POINTES ANNELEES RILLENNAGEL	p. 632
	**pgb - DN**	DUPLEX HEAD NAIL DUPLEX NAGEL POINTE DUPLEX DOPPELKOPFSTIFTE	p. 633
	**pgb - EN**	MUSHROOM HEAD NAILS NAGELS BOLLE KOP POINTES TETE BOMBEE DRAHTSTIFTE HALBRUND KOPF	p. 634
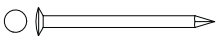	**pgb - NKK**	STEEL NAILS, HARDENED convex head STALEN NAGELS, GEHARD bolverzonken kop POINTES ACIER, TREMPÉ tête fraisée bombée STAHLNÄGEL, GEHÄRTET Linsenkopf	p. 635

	pgb - PCK	STEEL NAILS, HARDENED countersunk head STALEN NAGELS, GEHARD plat-conische kop POINTES ACIER, TREMPÉ tête fraisée STAHLNÄGEL, GEHÄRTET Senkkopf	p. 637
	**pgb - NBK**	MUSHROOM HEAD NAILS NAGELS BOLLE KOP POINTES TETE BOMBEE HALBRUND KOPF DRAHTSTIFTE	p. 639
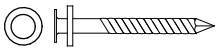	**pgb - VPN**	RIDGE-TILE NAILS VORSTPANNAGELS POINTE ENFAITEAU FIRST ZIEGEL STIFTE	p. 640
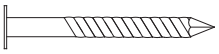	**pgb - SNPK**	SCREW NAILS flat head SCHROEFNAGELS platte kop POINTES TORSADEES tête platte SCHRAUBENNAGEL Flachkopf	p. 642
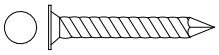	**pgb - SNPKK**	SCREW NAILS flat conical head SCHROEFNAGELS plat-conische kop POINTES TORSADEES tête platte conique SCHRAUBENNAGEL flach Senkkopf	p. 643
	pgb - RIN	BARBED NAILS RINGNAGELS POINTES ANNELEES RILLENNAGEL	p. 644
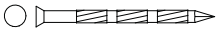	**pgb - RN**	RIBBED NAILS countersunk RIBNAGEL verzonken kop POINTES CANNELEES tête fraisée GERIFFELTE STIFTE Senkkopf	p. 645
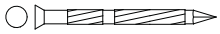	**pgb - KN**	MASONRY NAILS KLISJESNAGELS POINTES DE CONSTRUCTION BETONSTIFTE	p. 646
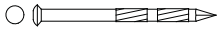	**pgb - REN**	Z2 - MASONRY NAILS REGELNAGELS POINTES DE CONSTRUCTION BETONSTIFTE	p. 647
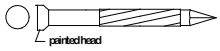	**pgb - PLN**	BASEBOARD NAILS PLINTNAGELS POINTES POUR PLINTHE FUSSLEISTSTIFTE	p. 648
	pgb - GBN	AERATED CONCRETE NAILS GASBETONNAGELS POINTES BETON CELLULAIRE GASBETONSTIFTE	p. 649
	**pgb - PD**	SQUARE HOOK PINS PUNTDUIMEN GONDS à POINTE STIFTHAKEN	p. 650
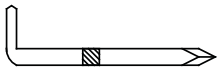	**pgb - BH**	SQUARE CROOKED NAILS BALKHAKEN CRAMPONS SOLINS VIERECKIGE HAKENSTIFTE	p. 651
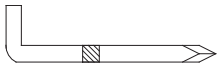	**pgb - VKH**	SQUARE STEEL HOOK VIERKANTE CONSOOLHAAK CROCHET CARRE VIERKANT-STAHLHAKEN	p. 652
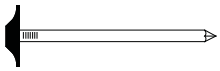	**pgb - ON**	ONDULINE NAIL with plastic head ONDULINE NAGEL gekleurde kop CLOU ONDULINE à tête plastique ONDULINE NAGEL mit plastik Breitkopf	p. 653
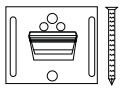	**pgb - KLE**	CLAMPS for profile boards KLEMMEN voor panelen CLIPS pour landris PROFILBRETTKRALLEN	p. 654

SB BOLTS

available from stock!



EN 15048-1

EN 15048, class 8.8 EN 898-1

zinc plating (EN ISO 4042)

hot-dip galvanized (EN ISO 10684)

Size	M12	M16	M20	M24	M27	M30	M36
25	x						
30	x	x					
35	x	x					
40	x	x	x				
45	x	x	x				
50	x	x	x	x	x	x	
55	x	x	x		x	x	
60	x	x	x	x	x	x	
65		x	x				
70	x	x	x	x	x	x	
80	x	x	x	x	x	x	
90	x	x	x	x	x	x	x
100	x	x	x	x	x	x	x
110	x	x	x	x	x	x	x
120	x	x	x	x	x	x	x
130		x	x	x	x	x	x
140		x	x	x	x	x	x
150		x	x		x	x	x
160		x	x		x	x	x
180					x	x	x
200					x	x	x
220						x	
240						x	
260						x	
280						x	
300						x	

Gontrode Heirweg 170 | B-9090 MELLE
tel.: +32 9 272 70 70 | fax: +32 9 272 70 99
e-mail: info@pgb-europe.com
www.pgb-europe.com

A HEXAGON HEAD SCREWS

ZESKANTBOUTEN - VIS TETE HEXAGONALE - SECHSKANTSCHRAUBEN

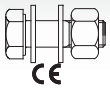	**EN 14399** **preloaded bolting**	PRELOADED BOLTING& EN 14399 VOORSPANVERBINDING EN 14399 BOULON PRECONTRAINT EN 14399 VORGESP. SCHRAUBVERBINDUNG EN 14399	p. 27
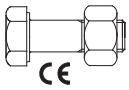	**EN 15048** **SB bolts with**	SB BOLTS with CE marking SB-BOUTEN met CE markering BOULON SB avec marquage CE SB-SCHRAUBEN mit CE-markierung	p. 36
	EN 7089 Grade A **06/2000**	FLAT WASHER SLUITRING RONDELLE SCHEIBE	p. 41
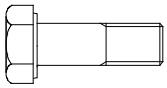	**Din 6914 (10/1989)**	HIGH-STRENGTH HEX. BOLT with large widths across flats HV VOORSPANBOUT met grote sleutelwijdte BOULON HEXAGONAL HV avec grande clé HV-SECHSKANTSCHRAUBEN mit grossen Schlüsselweiten	p. 44
	Din 6915 (02/1999)	HIGH-STRENGTH HEXAGON NUT with large widths across flats HV ZESKANTMOER met grote sleutelwijdte ECROU HEXAGONAl HV avec grande clé HV-SECHSKANTMUTTERN mit grossen Schlüsselweiten	p. 45
	Din 6916 (10/1989)	HIGH-STRENGTH STRUCTURAL WASHERS HV-SLUITRING RONDELLE-HV HV-SCHEIBEN	p. 47
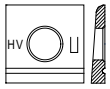	**Din 6917** **created 10/1989**	SQUARE TAPER WASHERS high-strenght 14 % for I-profiles HV-HELLINGSSLUITPLATEN vierkant 14% voor I-profielen PLAQUETTE OBLIQUE-HV 14% pour profile en I HV-SCHEIBEN 14 % für I-trager	p. 49
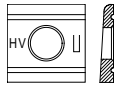	**Din 6918 (04/1990)** **Square taper washer**	SQUARE TAPER WASHER high-tensile 8 % for U-sections HV-HELLINGSSLUITPLAAT vierkant 8 % voor U-profielen PLAQUETTE OBLIQUE-HV 8% pour profilés en U HV-SCHEIBE 8 % für U-Profilen	p. 50
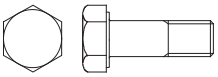	**Din 931 (09/1987) *** **EN ISO 4014 (2001)****	HEXAGON HEAD BOLT ZESKANTBOUT met gedeeltelijke draad BOULON HEXAGONAL partiellement fileté SECHSKANTSCHRAUBE mit Teilgewinde	p. 51
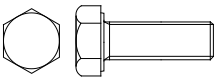	**Din 933 (09/1987) *** **EN ISO 4017 (2001)****	HEXAGON SET SCREW with total thread ZESKANTBOUT met volledige draad VIS TETE HEXAGONALE entièrement filetée SECHSKANTSCHRAUBE mit Gewinde bis Kopf	p. 65
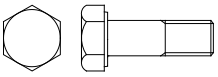	**Din 960 (12/1983) *** **EN 28765 (10/1991)****	HEXAGON HEAD BOLT metric fine thread ZESKANTBOUT met ged.draad en fijne spoed VIS TETE HEXAGONALE partiellement filetée à pas fin SECHSKANTSCHRAUBEN mit Schaft und Feingewinde	p. 83
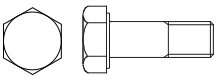	**Din 961 (12/1983) *** **EN 28676 (10/1991)****	HEXAGON SET SCREW metric fine thread without shank ZESKANTBOUT met voll.draad en fijne spoed VIS TETE HEXAGONALE entièrement filetée à pas fin SECHSKANTSCHRAUBE mit Feingewinde bis Kopf	p. 86
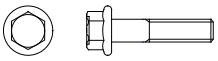	**Din 6921 - 06/1983** **EN 1665 - 05/1997**	HEXAGON BOLT with flange ZESKANTBOUT met flens VIS TETE HEXAGONALE à embase SECHSKANTSCHRAUBE mit Bund	p. 88
	pgb - AFD04	PROTECTION CAP for hexagon bolt/nut AFDEKKAP zeskant bout/moer CAPUCHON pour vis/écrou hex. SCHUTZKAPPEN für Sechskantschrauben/muttern	p. 89

PRELOADED BOLTING& EN 14399

VOORSPANVERBINDING EN 14399

BOULON PRECONTRAINT EN 14399

VORGESP. SCHRAUBVERBINDUNG EN 14399

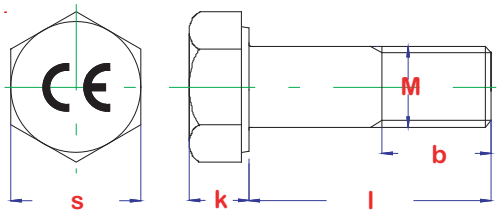

S steel

CE EN 14399

material : Steel 10.9	**materiaal :** Staal 10.9	**matière :** Acier 10.9	**Werkstoff :** Stahl 10.9
type : HV-bolt EN 14399-4	**type :** HV-bout EN 14399-4	**type :** vis HV EN 14399-4	**Typ :** HV-Bolzen EN 14399-4
surface : plain	**oppervlak :** blank	**surface :** brut	**Oberfläche :** roh

Technical properties / Technische gegevens /
Données techniques / Technische Daten

M x l	art code	EAN	BOX	KG/ BOX	b	clamp	k	s	h
12 x 35	14399412035 S-		100	5,56	23	16-21	8,45	22	5
12 x 40	14399412040 S-		100	5,52	23	21-26	8,45	22	5
12 x 45	14399412045 S-		100	6,06	23	26-31	8,45	22	5
12 x 50	14399412050 S-		100	6,45	23	31-36	8,45	22	5
12 x 55	14399412055 S-		100		23	36-41	8,45	22	5
12 x 60	14399412060 S-		50		23	41-46	8,45	22	5
12 x 65	14399412065 S-		50		23	46-51	8,45	22	5
12 x 70	14399412070 S-		50		23	51-56	8,45	22	5
12 x 80	14399412080 S-		50		23	56-66	8,45	22	5
12 x 90	14399412090 S-		50		23	66-76	8,45	22	5
12 x 100	14399412100 S-		50		23	76-86	8,45	22	5
16 x 40	14399416040 S-		50	2,48	28	17-22	10,75	27	5
16 x 45	14399416045 S-		50		28	22-27	10,75	27	5
16 x 50	14399416050 S-		50	3,03	28	27-32	10,75	27	5
16 x 55	14399416055 S-		50		28	32-37	10,75	27	5
16 x 60	14399416060 S-		50	3,31	28	37-42	10,75	27	5
16 x 65	14399416065 S-		50	3,50	28	42-47	10,75	27	5
16 x 70	14399416070 S-		50		28	47-52	10,75	27	5
16 x 75	14399416075 S-		50		28	52-57	10,75	27	5
16 x 80	14399416080 S-		50		28	57-62	10,75	27	5
16 x 85	14399416085 S-		25		28	62-67	10,75	27	5
16 x 90	14399416090 S-		25		28	67-72	10,75	27	5
16 x 95	14399416095 S-		25		28	72-77	10,75	27	5
16 x 100	14399416100 S-		25		28	77-82	10,75	27	5
16 x 105	14399416105 S-		25		28	82-87	10,75	27	5
16 x 110	14399416110 S-		25		28	87-92	10,75	27	5
16 x 115	14399416115 S-		25		28	92-95	10,75	27	5
16 x 130	14399416130 S-		1		28	107-112	10,75	27	5
20 x 40	14399420040 S-		25	1,05	33	13-18	13,9	32	5
20 x 45	14399420045 S-		25		33	18-23	13,9	32	5

A

material : Steel 10.9	**materiaal :** Staal 10.9	**matière :** Acier 10.9	**Werkstoff :** Stahl 10.9
type : HV-bolt EN 14399-4	**type :** HV-bout EN 14399-4	**type :** vis HV EN 14399-4	**Typ :** HV-Bolzen EN 14399-4
surface : plain	**oppervlak :** blank	**surface :** brut	**Oberfläche :** roh

Technical properties / Technische gegevens /
Données techniques / Technische Daten

M x l	art code	EAN	BOX	KG/ BOX	b	clamp	k	s	h
20 x 50	14399420050 S-		25	1,21	33	23-28	13,9	32	5
20 x 55	14399420055 S-		25	1,31	33	28-33	13,9	32	5
20 x 60	14399420060 S-		25	1,35	33	33-38	13,9	32	5
20 x 65	14399420065 S-		25	1,43	33	38-43	13,9	32	5
20 x 70	14399420070 S-		25	1,52	33	43-48	13,9	32	5
20 x 75	14399420075 S-		25	1,61	33	48-53	13,9	32	5
20 x 80	14399420080 S-		25	1,67	33	53-58	13,9	32	5
20 x 85	14399420085 S-		25	1,77	33	58-63	13,9	32	5
20 x 90	14399420090 S-		25	1,86	33	63-68	13,9	32	5
20 x 95	14399420095 S-		25		33	68-73	13,9	32	5
20 x 100	14399420100 S-		25	1,97	33	73-78	13,9	32	5
20 x 105	14399420105 S-		25		33	78-83	13,9	32	5
20 x 110	14399420110 S-		25		33	83-88	13,9	32	5
20 x 115	14399420115 S-		25		33	88-93	13,9	32	5
20 x 120	14399420120 S-		25		33	93-98	13,9	32	5
20 x 125	14399420125 S-		25		33	98-103	13,9	32	5
20 x 130	14399420130 S-		25		33	103-108	13,9	32	5
20 x 135	14399420135 S-		25		33	108-113	13,9	32	5
20 x 140	14399420140 S-		25	2,62	33	113-118	13,9	32	5
20 x 150	14399420150 S-		25		33	123-128	13,9	32	5
24 x 60	14399424060 S-		25	2,16	39	29-34	15,9	41	5
24 x 65	14399424065 S-		25	2,28	39	34-39	15,9	41	5
24 x 70	14399424070 S-		25	2,39	39	39-44	15,9	41	5
24 x 75	14399424075 S-		25	2,45	39	44-49	15,9	41	5
24 x 80	14399424080 S-		25		39	49-54	15,9	41	5
24 x 85	14399424085 S-		25		39	54-59	15,9	41	5
24 x 90	14399424090 S-		25		39	59-64	15,9	41	5
24 x 95	14399424095 S-		25		39	64-69	15,9	41	5
24 x 100	14399424100 S-		25	2,95	39	69-74	15,9	41	5
24 x 105	14399424105 S-		25		39	74-79	15,9	41	5
24 x 110	14399424110 S-		25	3,13	39	79-84	15,9	41	5
24 x 115	14399424115 S-		25		39	84-89	15,9	41	5
24 x 120	14399424120 S-		25	3,46	39	89-94	15,9	41	5
24 x 130	14399424130 S-		10		39	99-104	15,9	41	5
24 x 140	14399424140 S-		10		39	109-114	15,9	41	5
24 x 150	14399424150 S-		10		39	119-124	15,9	41	5
27 x 70	14399427070 S-		10	0,52	41	36-41	17,9	46	5
27 x 80	14399427080 S-		10	0,54	41	46-51	17,9	46	5
27 x 85	14399427085 S-		10		41	51-56	17,9	46	5
27 x 90	14399427090 S-		10		41	56-61	17,9	46	5
27 x 95	14399427095 S-		10		41	61-66	17,9	46	5

S steel

CE EN 14399

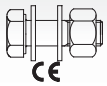

material : Steel 10.9	**materiaal :** Staal 10.9	**matière :** Acier 10.9	**Werkstoff :** Stahl 10.9
type : HV-bolt EN 14399-4	**type :** HV-bout EN 14399-4	**type :** vis HV EN 14399-4	**Typ :** HV-Bolzen EN 14399-4
surface : plain	**oppervlak :** blank	**surface :** brut	**Oberfläche :** roh

Technical properties / Technische gegevens /
Données techniques / Technische Daten

M x l	art code	EAN	BOX	KG/ BOX	b	clamp	k	s	h
27 x 100	14399427100 S-		10	0,65	41	66-71	17,9	46	5
27 x 105	14399427105 S-		10	0,67	41	71-76	17,9	46	5
27 x 110	14399427110 S-		10		41	76-81	17,9	46	5
27 x 115	14399427115 S-		10		41	81-86	17,9	46	5
27 x 120	14399427120 S-		10		41	86-91	17,9	46	5
27 x 125	14399427125 S-		10		41	91-96	17,9	46	5
27 x 130	14399427130 S-		10		41	96-101	17,9	46	5
30 x 80	14399430080 S-		10	0,68	44	44-49	20,05	50	5
30 x 90	14399430090 S-		10	0,73	44	54-59	20,05	50	5
30 x 100	14399430100 S-		10		44	64-69	20,05	50	5
30 x 105	14399430105 S-		10	0,84	44	69-74	20,05	50	5
30 x 110	14399430110 S-		10		44	74-79	20,05	50	5
30 x 115	14399430115 S-		10		44	79-84	20,05	50	5
30 x 120	14399430120 S-		10		44	84-89	20,05	50	5
30 x 125	14399430125 S-		10		44	89-94	20,05	50	5
30 x 130	14399430130 S-		10	0,97	44	94-99	20,05	50	5
30 x 135	14399430135 S-		10		44	99-104	20,05	50	5
30 x 140	14399430140 S-		10	1,01	44	104-109	20,05	50	5

VV hdg

CE EN 14399

material : Steel 10.9	**materiaal :** Staal 10.9	**matière :** Acier 10.9	**Werkstoff :** Stahl 10.9
type : HV-bolt EN 14399-4	**type :** HV-bout EN 14399-4	**type :** vis HV EN 14399-4	**Typ :** Sechskantschraube EN 14399-4
surface : hot dipped galvanised	**oppervlak :** vuurverzinkt	**surface :** galv.à chaud	**Oberfläche :** feuerverzinkt

Technical properties / Technische gegevens /
Données techniques / Technische Daten

M x l	art code	EAN	BOX	KG/ BOX	b	clamp	k	s
12 x 30	14399412030 VV-		100	4,91	23	11-16	8,45	22
12 x 35	14399412035 VV-		100	5,36	23	16-21	8,45	22
12 x 40	14399412040 VV-		100	5,80	23	21-26	8,45	22
12 x 45	14399412045 VV-		100	6,21	23	26-31	8,45	22
12 x 50	14399412050 VV-		100	6,66	23	31-36	8,45	22
12 x 55	14399412055 VV-		100	7,10	23	36-41	8,45	22
12 x 60	14399412060 VV-		50	1,89	23	41-46	8,45	22
12 x 65	14399412065 VV-		50	2,00	23	46-51	8,45	22
12 x 70	14399412070 VV-		50	2,11	23	51-56	8,45	22
16 x 35	14399416035 VV-		50	2,43	28	12-17	10,75	27
16 x 40	14399416040 VV-		50	2,63	28	17-22	10,75	27

A

material : Steel 10.9	**materiaal :** Staal 10.9	**matière :** Acier 10.9	**Werkstoff :** Stahl 10.9
type : HV-bolt EN 14399-4	**type :** HV-bout EN 14399-4	**type :** vis HV EN 14399-4	**Typ :** Sechskantschraube EN 14399-4
surface : hot dipped galvanised	**oppervlak :** vuurverzinkt	**surface :** galv.à chaud	**Oberfläche :** feuerverzinkt

Technical properties / Technische gegevens /
Données techniques / Technische Daten

M x l	art code	EAN	BOX	KG/ BOX	b	clamp	k	s
16 x 45	14399416045 VV-		50	2,83	28	22-27	10,75	27
16 x 50	14399416050 VV-		50	3,03	28	27-32	10,75	27
16 x 55	14399416055 VV-		50	3,23	28	32-37	10,75	27
16 x 60	14399416060 VV-		50	3,43	28	37-42	10,75	27
16 x 65	14399416065 VV-		50	3,63	28	42-47	10,75	27
16 x 70	14399416070 VV-		50	3,83	28	47-52	10,75	27
16 x 75	14399416075 VV-		50	4,00	28	52-57	10,75	27
16 x 80	14399416080 VV-		50	4,20	28	57-62	10,75	27
16 x 85	14399416085 VV-		25	1,10	28	62-67	10,75	27
16 x 90	14399416090 VV-		25	1,15	28	67-72	10,75	27
16 x 95	14399416095 VV-		25	1,20	28	72-77	10,75	27
16 x 100	14399416100 VV-		25	1,24	28	77-82	10,75	27
20 x 40	14399420040 VV-		25	1,10	33	13-18	13,9	32
20 x 45	14399420045 VV-		25	1,18	33	18-23	13,9	32
20 x 50	14399420050 VV-		25	1,25	33	23-28	13,9	32
20 x 55	14399420055 VV-		25	1,33	33	28-33	13,9	32
20 x 60	14399420060 VV-		25	1,41	33	33-38	13,9	32
20 x 65	14399420065 VV-		25	1,48	33	38-43	13,9	32
20 x 70	14399420070 VV-		25	1,56	33	43-48	13,9	32
20 x 75	14399420075 VV-		25	1,64	33	48-53	13,9	32
20 x 80	14399420080 VV-		25	1,71	33	53-58	13,9	32
20 x 85	14399420085 VV-		25	1,79	33	58-63	13,9	32
20 x 90	14399420090 VV-		25	1,86	33	63-68	13,9	32
20 x 95	14399420095 VV-		25	1,94	33	68-73	13,9	32
20 x 100	14399420100 VV-		25	2,01	33	73-78	13,9	32
20 x 110	14399420110 VV-		25	2,17	33	83-88	13,9	32
20 x 120	14399420120 VV-		25	2,33	33	93-98	13,9	32
20 x 130	14399420130 VV-		25	2,48	33	103-108	13,9	32
24 x 60	14399424060 VV-		25	2,26	39	29-34	15,9	41
24 x 65	14399424065 VV-		25	2,38	39	34-39	15,9	41
24 x 70	14399424070 VV-		25	2,49	39	39-44	15,9	41
24 x 75	14399424075 VV-		25	2,59	39	44-49	15,9	41
24 x 80	14399424080 VV-		25	2,71	39	49-54	15,9	41
24 x 85	14399424085 VV-		25	2,82	39	54-59	15,9	41
24 x 90	14399424090 VV-		25	2,92	39	59-64	15,9	41
24 x 95	14399424095 VV-		25	3,03	39	64-69	15,9	41
24 x 100	14399424100 VV-		25	3,14	39	69-74	15,9	41
24 x 105	14399424105 VV-		10	0,52	39	74-79	15,9	41
24 x 110	14399424110 VV-		10	0,54	39	79-84	15,9	41
24 x 115	14399424115 VV-		10	0,56	39	84-89	15,9	41
24 x 120	14399424120 VV-		10	0,57	39	89-94	15,9	41

material : Steel 10.9	**materiaal :** Staal 10.9	**matière :** Acier 10.9	**Werkstoff :** Stahl 10.9
type : HV-bolt EN 14399-4	**type :** HV-bout EN 14399-4	**type :** vis HV EN 14399-4	**Typ :** Sechskantschraube EN 14399-4
surface : hot dipped galvanised	**oppervlak :** vuurverzinkt	**surface :** galv.à chaud	**Oberfläche :** feuerverzinkt

Technical properties / Technische gegevens /
Données techniques / Technische Daten

M x l	art code	EAN	BOX	KG/ BOX	b	clamp	k	s
24 x 130	14399424130 VV-		10	0,61	39	99-104	15,9	41
24 x 140	14399424140 VV-		10	0,65	39	109-114	15,9	41
24 x 150	14399424150 VV-		10	0,68	39	119-124	15,9	41
27 x 70	14399427070 VV-		10	0,53	41	36-41	17,9	46
27 x 80	14399427080 VV-		10	0,58	41	46-51	17,9	46
27 x 85	14399427085 VV-		10	0,60	41	51-56	17,9	46
27 x 90	14399427090 VV-		10	0,62	41	56-61	17,9	46
27 x 95	14399427095 VV-		10	0,64	41	61-66	17,9	46
27 x 100	14399427100 VV-		10	0,67	41	66-71	17,9	46
27 x 105	14399427105 VV-		10	0,69	41	71-76	17,9	46
27 x 110	14399427110 VV-		10	0,71	41	76-81	17,9	46
27 x 115	14399427115 VV-		10	0,73	41	81-86	17,9	46
27 x 120	14399427120 VV-		10	0,71	41	86-91	17,9	46
27 x 125	14399427125 VV-		10	0,78	41	91-96	17,9	46
27 x 130	14399427130 VV-		10	0,80	41	96-101	17,9	46
30 x 80	14399430080 VV-		10	0,73	44	44-49	20,05	50
30 x 90	14399430090 VV-		10	0,78	44	54-59	20,05	50
30 x 100	14399430100 VV-		10	0,84	44	64-69	20,05	50
30 x 105	14399430105 VV-		10	0,87	44	69-74	20,05	50
30 x 110	14399430110 VV-		10	0,89	44	74-79	20,05	50
30 x 115	14399430115 VV-		10	0,92	44	79-84	20,05	50
30 x 120	14399430120 VV-		10	0,95	44	84-89	20,05	50
30 x 125	14399430125 VV-		10	0,98	44	89-94	20,05	50
30 x 130	14399430130 VV-		10	1,00	44	94-99	20,05	50
30 x 135	14399430135 VV-		10	1,03	44	99-104	20,05	50
30 x 140	14399430140 VV-		10	1,06	44	104-109	20,05	50

EN 14399

preloaded bolting

PRELOADED BOLTING EN 14399

VOORSPANVERBINDING EN 14399

BOULON PRECONTRAINT EN 14399

VORGESP. SCHRAUBVERBINDUNG EN 14399

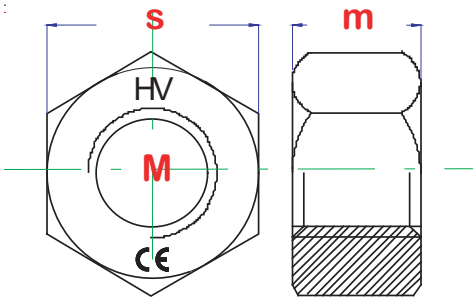

S steel

CE EN 14399

material : Steel Cl10	**materiaal :** Staal KL10	**matière :** Acier Cl10	**Werkstoff :** Stahl KL10
type : HV hexagon nut EN 14399-4	**type :** HV-zeskantmoer EN 14399-4	**type :** écrou hex. HV EN 14399-4	**Typ :** HV-Sechskantmutter EN 14399-4
surface : plain	**oppervlak :** blank	**surface :** brut	**Oberfläche :** roh

Technical properties / Technische gegevens /
Données techniques / Technische Daten

Ml	art code	EAN	BOX	KG/ BOX	m	s	k	s	h	k max.	m	s
12	14399412 S-		200		10	22	13,9	32	5	19,75	27	50
16	14399416 S-		100	4,33	13	27	13,9	32	5	19,75	27	50
20	14399420 S-		100	7,15	16	32	13,9	32	5	19,75	27	50
24	14399424 S-		50	3,74	20	41	13,9	32	5	19,75	27	50
27	14399427 S-		50	5,41	22	46	13,9	32	5	19,75	27	50
30	14399430 S-		50	6,74	24	50	13,9	32	5	19,75	27	50

PRELOADED BOLTING EN 14399

VOORSPANVERBINDING EN 14399

BOULON PRECONTRAINT EN 14399

VORGESP. SCHRAUBVERBINDUNG EN 14399

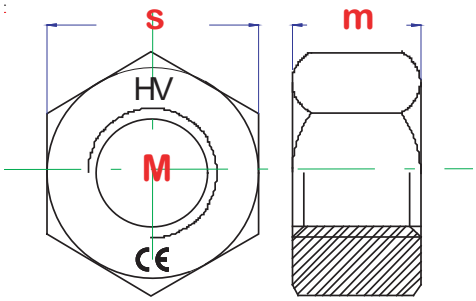

VV hdg

CE EN 14399

material : Steel CL10	**materiaal :** Staal KL10	**matière :** Acier CL10	**Werkstoff :** Stahl KL10
type : HV hexagon nut EN 14399-4	**type :** HV-zeskantmoer EN 14399-4	**type :** écrou hex. HV EN 14399-4	**Typ :** HV-Sechskantmutter EN 14399-4
surface : hot dipped galvanised	**oppervlak :** vuurverzinkt	**surface :** galv.à chaud	**Oberfläche :** feuerverzinkt

Technical properties / Technische gegevens /
Données techniques / Technische Daten

Ml	art code	EAN	BOX	KG/ BOX	m	s	k	s
12	14399412 VV-		200	9,32	10	22	20,05	50
16	14399416 VV-		100	4,48	13	27	20,05	50
20	14399420 VV-		100	7,39	16	32	20,05	50
24	14399424 VV-		50	3,88	20	41	20,05	50
27	14399427 VV-		50	5,60	22	46	20,05	50
30	14399430 VV-		50	7,50	24	50	20,05	50

EN 14399

preloaded bolting

PRELOADED BOLTING EN 14399

VOORSPANVERBINDING EN 14399

BOULON PRECONTRAINT EN 14399

VORGESP. SCHRAUBVERBINDUNG EN 14399

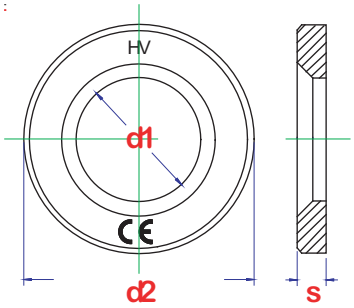

S steel

CE EN 14399

material : Steel HV 300>370	**materiaal :** Staal HV 300>370	**matière :** Acier HV 300>370	**Werkstoff :** Stahl HV 300>370
type : washer EN 14399-6	**type :** sluitring EN 14399-6	**type :** rondelle EN 14399-6	**Typ :** Scheibe EN 14399-6
surface : plain	**oppervlak :** blank	**surface :** brut	**Oberfläche :** roh

Technical properties / Technische gegevens /
Données techniques / Technische Daten

MI	art code	EAN	BOX	KG/ BOX	d1 min.	d2 max.	s(nom)	s	h	k max.	m	s
12	14399612 S-		200	2,32	13	24	3	32	5	19,75	27	50
16	14399616 S-		200	5,24	17	30	4	32	5	19,75	27	50
20	14399620 S-		50	0,45	21	37	4	32	5	19,75	27	50
24	14399624 S-		100	2,85	25	44	4	32	5	19,75	27	50
27	14399627 S-		100	4,29	28	50	5	32	5	19,75	27	50
30	14399630 S-		100		31	56	5	32	5	19,75	27	50

PRELOADED BOLTING EN 14399

VOORSPANVERBINDING EN 14399

BOULON PRECONTRAINT EN 14399

VORGESP. SCHRAUBVERBINDUNG EN 14399

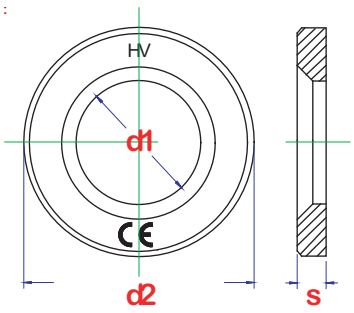

material : Steel HV 300>370	**materiaal :** Staal HV 300>370	**matière :** Acier HV 300>370	**Werkstoff :** Stahl HV 300>370
type : washer EN 14399-6	**type :** sluitring EN 14399-6	**type :** rondelle EN 14399-6	**Typ :** Scheibe EN 14399-6
surface : hot dipped galvanised	**oppervlak :** vuurverzinkt	**surface :** galv.à chaud	**Oberfläche :** feuerverzinkt

Technical properties / Technische gegevens /
Données techniques / Technische Daten

MI	art code	EAN	BOX	KG/ BOX	d1 min.	d2 max.	s(nom)	s
12	14399612 VV-		200	5,64	13	24	3	50
16	14399616 VV-		200	11,68	17	30	4	50
20	14399620 VV-		200	7,64	21	37	4	50
24	14399624 VV-		100	6,12	25	44	4	50
27	14399627 VV-		100	10,04	28	50	5	50
30	14399630 VV-		100	12,64	31	56	5	50

EN 15048

SB bolts with CE marking

SB BOLTS WITH CE MARKING

SB-BOUTEN MET CE MARKERING

BOULON SB AVEC MARQUAGE CE

SB-SCHRAUBEN MIT CE-MARKIERUNG

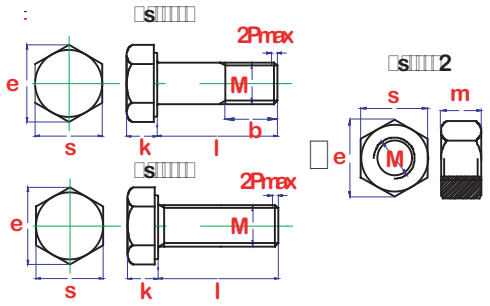

material : Steel 8.8	**materiaal :** Staal 8.8	**matière :** Acier 8.8	**Werkstoff :** Stahl 8.8
type : set iso 4014/4017 + 4032	**type :** set iso 4014/4017 + 4032	**type :** set iso 4014/4017 + 4032	**Typ :** Satz iso 4014/4017 + 4032
surface : zinc plated	**oppervlak :** verzinkt	**surface :** zingué	**Oberfläche :** verzinkt

Technical properties / Technische gegevens /
Données techniques / Technische Daten

M x l	art code	EAN	BOX	KG/ BOX	b	e min	k max	m max	s max	screw
12 x 25	15048,12025 Z	5410439632218	100	5,14	b = l	20,03	7,5	10,8	18	iso4017
12 x 30	15048,12030 Z	5410439632232	100	5,50	b = l	20,03	7,5	10,8	18	iso4017
12 x 35	15048,12035 Z	5410439632225	100	5,86	b = l	20,03	7,5	10,8	18	iso4017
12 x 40	15048,12040 Z	5410439632577	100	6,22	b = l	20,03	7,5	10,8	18	iso4017
12 x 45	15048,12045 Z	5410439632584	100	6,58	30	20,03	7,5	10,8	18	iso4014
12 x 50	15048,12050 Z	5410439632690	100	6,93	30	20,03	7,5	10,8	18	iso4014
12 x 55	15048,12055 Z	5410439632706	100	7,29	30	20,03	7,5	10,8	18	iso4014
12 x 60	15048,12060 Z	5410439632713	75	4,25	30	20,03	7,5	10,8	18	iso4014
12 x 70	15048,12070 Z	5410439632775	75	4,70	30	20,03	7,5	10,8	18	iso4014
12 x 80	15048,12080 Z	5410439632782	50	2,27	30	20,03	7,5	10,8	18	iso4014
12 x 90	15048,12090 Z	5410439632799	50	2,45	30	20,03	7,5	10,8	18	iso4014
12 x 100	15048,12100 Z	5410439632805	50	2,63	30	20,03	7,5	10,8	18	iso4014
12 x 110	15048,12110 Z	5410439632959	50	2,81	30	20,03	7,5	10,8	18	iso4014
12 x 120	15048,12120 Z	5410439632966	50	2,98	30	20,03	7,5	10,8	18	iso4014
16 x 30	15048,16030 Z	5410439633185	50	2,76	b = l	26,75	10	14,8	24	iso4017
16 x 35	15048,16035 Z	5410439632997	50	2,92	b = l	26,75	10	14,8	24	iso4017
16 x 40	15048,16040 Z	5410439633000	50	2,53	b = l	26,75	10	14,8	24	iso4017
16 x 45	15048,16045 Z	5410439633024	50	3,26	b = l	26,75	10	14,8	24	iso4017
16 x 50	15048,16050 Z	5410439633031	50	3,41	b = l	26,75	10	14,8	24	iso4017
16 x 55	15048,16055 Z	5410439633048	50	3,41	38	26,75	10	14,8	24	iso4014
16 x 60	15048,16060 Z	5410439633055	50	3,76	38	26,75	10	14,8	24	iso4014
16 x 65	15048,16065 Z	5410439633079	50	3,91	38	26,75	10	14,8	24	iso4014
16 x 70	15048,16070 Z	5410439633086	25	0,83	38	26,75	10	14,8	24	iso4014
16 x 80	15048,16080 Z	5410439633093	25	1,11	38	26,75	10	14,8	24	iso4014
16 x 90	15048,16090 Z	5410439633109	25	1,19	38	26,75	10	14,8	24	iso4014
16 x 100	15048,16100 Z	5410439633116	25	1,27	38	26,75	10	14,8	24	iso4014
16 x 110	15048,16110 Z	5410439633123	25	1,36	38	26,75	10	14,8	24	iso4014
16 x 120	15048,16120 Z	5410439633130	25	1,44	38	26,75	10	14,8	24	iso4014
16 x 130	15048,16130 Z	5410439633147	25	1,52	44	26,75	10	14,8	24	iso4014
16 x 140	15048,16140 Z	5410439633154	25	1,61	44	26,75	10	14,8	24	iso4014

material : Steel 8.8	**materiaal :** Staal 8.8	**matière :** Acier 8.8	**Werkstoff :** Stahl 8.8
type : set iso 4014/4017 + 4032	**type :** set iso 4014/4017 + 4032	**type :** set iso 4014/4017 + 4032	**Typ :** Satz iso 4014/4017 + 4032
surface : zinc plated	**oppervlak :** verzinkt	**surface :** zingué	**Oberfläche :** verzinkt

Technical properties / Technische gegevens /
Données techniques / Technische Daten

M x l	art code	EAN	BOX	KG/ BOX	b	e min	k max	m max	s max	screw
16 x 150	15048,16150 Z	5410439633161	25	1,69	44	26,75	10	14,8	24	iso4014
16 x 160	15048,16160 Z	5410439633178	25	1,90	44	26,75	10	14,8	24	iso4014
20 x 40	15048,20040 Z	5410439633192	25	1,37	b = l	33,53	12,5	18	30	iso4017
20 x 45	15048,20045 Z	5410439633208	25	1,43	b = l	33,53	12,5	18	30	iso4017
20 x 50	15048,20050 Z	5410439633215	25	1,41	b = l	33,53	12,5	18	30	iso4017
20 x 55	15048,20055 Z	5410439633222	25	1,47	b = l	33,53	12,5	18	30	iso4017
20 x 60	15048,20060 Z	5410439633239	25	1,53	b = l	33,53	12,5	18	30	iso4017
20 x 65	15048,20065 Z	5410439633246	25	1,70	46	33,53	12,5	18	30	iso4014
20 x 70	15048,20070 Z	5410439633338	25	1,76	46	33,53	12,5	18	30	iso4014
20 x 80	15048,20080 Z	5410439633345	20	1,21	46	33,53	12,5	18	30	iso4014
20 x 90	15048,20090 Z	5410439633352	20	1,29	46	33,53	12,5	18	30	iso4014
20 x 100	15048,20100 Z	5410439633369	10	0,34	46	33,53	12,5	18	30	iso4014
20 x 110	15048,20110 Z	5410439633376	10	0,36	46	33,53	12,5	18	30	iso4014
20 x 120	15048,20120 Z	5410439633383	10	0,38	46	33,53	12,5	18	30	iso4014
20 x 130	15048,20130 Z	5410439633390	10	0,40	52	33,53	12,5	18	30	iso4014
20 x 140	15048,20140 Z	5410439633406	10	0,43	52	33,53	12,5	18	30	iso4014
20 x 150	15048,20150 Z	5410439633413	10	0,45	52	33,53	12,5	18	30	iso4014
20 x 160	15048,20160 Z	5410439633420	10	0,47	52	33,53	12,5	18	30	iso4014
24 x 50	15048,24050 Z	5410439633437	20	1,54	b = l	39,98	15	21,5	36	iso4017
24 x 60	15048,24060 Z	5410439633444	10	0,41	b = l	39,98	15	21,5	36	iso4017
24 x 70	15048,24070 Z	5410439633451	10	0,44	54	39,98	15	21,5	36	iso4014
24 x 80	15048,24080 Z	5410439633468	10	0,47	54	39,98	15	21,5	36	iso4014
24 x 90	15048,24090 Z	5410439633475	10	0,50	54	39,98	15	21,5	36	iso4014
24 x 100	15048,24100 Z	5410439633482	10	0,53	54	39,98	15	21,5	36	iso4014
24 x 120	15048,24120 Z	5410439633505	10	0,59	54	39,98	15	21,5	36	iso4014
24 x 130	15048,24130 Z	5410439633512	10	0,62	60	39,98	15	21,5	36	iso4014
24 x 140	15048,24140 Z	5410439633529	10	0,65	60	39,98	15	21,5	36	iso4014
24 x 150	15048,24150 Z	5410439633550	10	0,68	60	39,98	15	21,5	36	iso4014
24 x 160	15048,24160 Z	5410439633567	10	0,71	60	39,98	15	21,5	36	iso4014

A

material : Steel 8.8	**materiaal :** Staal 8.8	**matière :** Acier 8.8	**Werkstoff :** Stahl 8.8
type : set iso 4017/4014 + 4032	**type :** set iso 4014/4017 + 4032	**type :** set iso 4014/4017 + 4032	**Typ :** Satz iso 4014/4017 + 4032
surface : hot dipped galvanised	**oppervlak :** vuurverzinkt	**surface :** galv.à chaud	**Oberfläche :** feuerverzinkt

Technical properties / Technische gegevens /
Données techniques / Technische Daten

M x l	art code	EAN	BOX	KG/ BOX	b	e min	k max	m max	s max	screw
12 x 25	15048,12025 VV	5410439385367	100	4,85	b = l	20,03	7,5	10,8	18	iso4017
12 x 30	15048,12030 VV	5410439385374	100	5,20	b = l	20,03	7,5	10,8	18	iso4017
12 x 35	15048,12035 VV	5410439385381	100	5,65	b = l	20,03	7,5	10,8	18	iso4017
12 x 40	15048,12040 VV	5410439385398	100	5,96	b = l	20,03	7,5	10,8	18	iso4017
12 x 45	15048,12045 VV	5410439385404	100	6,60	30	20,03	7,5	10,8	18	iso4014
12 x 50	15048,12050 VV	5410439385442	100	7,03	30	20,03	7,5	10,8	18	iso4014
12 x 55	15048,12055 VV	5410439385459	100	7,29	30	20,03	7,5	10,8	18	iso4014
12 x 60	15048,12060 VV	5410439385466	75	4,37	30	20,03	7,5	10,8	18	iso4014
12 x 70	15048,12070 VV	5410439385718	75	4,91	30	20,03	7,5	10,8	18	iso4014
12 x 80	15048,12080 VV	5410439385725	50	2,43	30	20,03	7,5	10,8	18	iso4014
12 x 90	15048,12090 VV	5410439385732	50	2,63	30	20,03	7,5	10,8	18	iso4014
12 x 100	15048,12100 VV	5410439385749	50	2,88	30	20,03	7,5	10,8	18	iso4014
12 x 110	15048,12110 VV	5410439385756	50	3,09	30	20,03	7,5	10,8	18	iso4014
12 x 120	15048,12120 VV	5410439385763	50	3,25	30	20,03	7,5	10,8	18	iso4014
16 x 30	15048,16030 VV	5410439385770	50	2,81	b = l	26,75	10	14,8	24	iso4017
16 x 35	15048,16035 VV	5410439385787	50	3,00	b = l	26,75	10	14,8	24	iso4017
16 x 40	15048,16040 VV	5410439385794	50	3,16	b = l	26,75	10	14,8	24	iso4017
16 x 45	15048,16045 VV	5410439385800	50	3,30	b = l	26,75	10	14,8	24	iso4017
16 x 50	15048,16050 VV	5410439385817	50	3,52	b = l	26,75	10	14,8	24	iso4017
16 x 55	15048,16055 VV	5410439385824	50	3,85	38	26,75	10	14,8	24	iso4014
16 x 60	15048,16060 VV	5410439385831	50	3,90	38	26,75	10	14,8	24	iso4014
16 x 65	15048,16065 VV	5410439385848	50	4,12	38	26,75	10	14,8	24	iso4014
16 x 70	15048,16070 VV	5410439385855	25	1,11	38	26,75	10	14,8	24	iso4014
16 x 80	15048,16080 VV	5410439385862	25	1,23	38	26,75	10	14,8	24	iso4014
16 x 90	15048,16090 VV	5410439385879	25	1,27	38	26,75	10	14,8	24	iso4014
16 x 100	15048,16100 VV	5410439385886	25	1,39	38	26,75	10	14,8	24	iso4014
16 x 110	15048,16110 VV	5410439385893	25	1,52	38	26,75	10	14,8	24	iso4014
16 x 120	15048,16120 VV	5410439385909	25	1,60	38	26,75	10	14,8	24	iso4014
16 x 130	15048,16130 VV	5410439385916	25	1,68	44	26,75	10	14,8	24	iso4014
16 x 140	15048,16140 VV	5410439385923	25	1,61	44	26,75	10	14,8	24	iso4014
16 x 150	15048,16150 VV	5410439385930	25	1,69	44	26,75	10	14,8	24	iso4014
16 x 160	15048,16160 VV	5410439385947	25	1,90	44	26,75	10	14,8	24	iso4014
20 x 40	15048,20040 VV	5410439385954	25	1,41	b = l	33,53	12,5	18	30	iso4017
20 x 45	15048,20045 VV	5410439385961	25	1,45	b = l	33,53	12,5	18	30	iso4017
20 x 50	15048,20050 VV	5410439385978	25	1,55	b = l	33,53	12,5	18	30	iso4017
20 x 55	15048,20055 VV	5410439385985	25	1,60	b = l	33,53	12,5	18	30	iso4017
20 x 60	15048,20060 VV	5410439385992	25	1,66	b = l	33,53	12,5	18	30	iso4017
20 x 65	15048,20065 VV	5410439386005	25	1,76	46	33,53	12,5	18	30	iso4014
20 x 70	15048,20070 VV	5410439386012	25	1,88	46	33,53	12,5	18	30	iso4014
20 x 80	15048,20080 VV	5410439386029	20	1,29	46	33,53	12,5	18	30	iso4014
20 x 90	15048,20090 VV	5410439386036	20	1,36	46	33,53	12,5	18	30	iso4014

material : Steel 8.8	**materiaal :** Staal 8.8	**matière :** Acier 8.8	**Werkstoff :** Stahl 8.8
type : set iso 4017/4014 + 4032	**type :** set iso 4014/4017 + 4032	**type :** set iso 4014/4017 + 4032	**Typ :** Satz iso 4014/4017 + 4032
surface : hot dipped galvanised	**oppervlak :** vuurverzinkt	**surface :** galv.à chaud	**Oberfläche :** feuerverzinkt

Technical properties / Technische gegevens /
Données techniques / Technische Daten

M x l	art code	EAN	BOX	KG/ BOX	b	e min	k max	m max	s max	screw
20 x 100	15048,20100 VV	5410439386043	10	0,37	46	33,53	12,5	18	30	iso4014
20 x 110	15048,20110 VV	5410439386050	10	0,40	46	33,53	12,5	18	30	iso4014
20 x 120	15048,20120 VV	5410439386067	10	0,44	46	33,53	12,5	18	30	iso4014
20 x 130	15048,20130 VV	5410439386074	10	0,40	52	33,53	12,5	18	30	iso4014
20 x 140	15048,20140 VV	5410439386081	10	0,47	52	33,53	12,5	18	30	iso4014
20 x 150	15048,20150 VV	5410439386098	10	0,49	52	33,53	12,5	18	30	iso4014
20 x 160	15048,20160 VV	5410439386104	10	0,51	52	33,53	12,5	18	30	iso4014
24 x 50	15048,24050 VV	5410439386111	20	1,55	b = l	39,98	15	21,5	36	iso4017
24 x 60	15048,24060 VV	5410439386135	10	0,42	b = l	39,98	15	21,5	36	iso4017
24 x 70	15048,24070 VV	5410439386142	10	0,46	54	39,98	15	21,5	36	iso4014
24 x 80	15048,24080 VV	5410439386159	10	0,49	54	39,98	15	21,5	36	iso4014
24 x 90	15048,24090 VV	5410439386166	10	0,53	54	39,98	15	21,5	36	iso4014
24 x 100	15048,24100 VV	5410439386173	10	0,57	54	39,98	15	21,5	36	iso4014
24 x 110	15048,24110 VV	5410439386180	10	0,59	54	39,98	15	21,5	36	iso4014
24 x 120	15048,24120 VV	5410439386197	10	0,63	54	39,98	15	21,5	36	iso4014
24 x 130	15048,24130 VV	5410439386203	10	0,62	60	39,98	15	21,5	36	iso4014
24 x 140	15048,24140 VV	5410439386210	10	0,65	60	39,98	15	21,5	36	iso4014
27 x 70	15048,27070 VV	5410439267540	10	0,62	b = l	45,2	17	23,8	41	iso4017
27 x 80	15048,27080 VV	5410439267557	10	0,66	60	45,2	17	23,8	41	iso4014
27 x 90	15048,27090 VV	5410439267564	10	0,70	60	45,2	17	23,8	41	iso4014
27 x 100	15048,27100 VV	5410439267571	10	0,73	60	45,2	17	23,8	41	iso4014
27 x 110	15048,27110 VV	5410439267588	10	0,72	60	45,2	17	23,8	41	iso4014
27 x 120	15048,27120 VV	5410439267595	10	0,81	60	45,2	17	23,8	41	iso4014
27 x 130	15048,27130 VV	5410439267601	10	0,85	66	45,2	17	23,8	41	iso4014
27 x 140	15048,27140 VV	5410439267618	10	0,89	66	45,2	17	23,8	41	iso4014
27 x 150	15048,27150 VV	5410439267625	10	0,93	66	45,2	17	23,8	41	iso4014
27 x 160	15048,27160 VV	5410439267632	10	0,97	66	45,2	17	23,8	41	iso4014
30 x 70	15048,30070 VV	5410439267649	10	0,81	b = l	50,85	18,7	25,6	46	isi4017
30 x 80	15048,30080 VV	5410439267656	10	0,86	66	50,85	18,7	25,6	46	isi4014
30 x 90	15048,30090 VV	5410439267663	10	0,91	66	50,85	18,7	25,6	46	isi4014
30 x 100	15048,30100 VV	5410439267670	10	0,96	66	50,85	18,7	25,6	46	isi4014
30 x 110	15048,30110 VV	5410439267687	10	1,00	66	50,85	18,7	25,6	46	isi4014
30 x 120	15048,30120 VV	5410439267694	10	1,05	66	50,85	18,7	25,6	46	isi4014
30 x 130	15048,30130 VV	5410439267700	10	1,10	72	50,85	18,7	25,6	46	isi4014
30 x 140	15048,30140 VV	5410439267717	10	1,14	72	50,85	18,7	25,6	46	isi4014
30 x 150	15048,30150 VV	5410439267724	10	1,19	72	50,85	18,7	25,6	46	isi4014
30 x 160	15048,30160 VV	5410439267731	10	1,23	72	50,85	18,7	25,6	46	isi4014
30 x 180	15048,30180 VV	5410439267748	10							
30 x 200	15048,30200 VV	5410439267755	10							
30 x 220	15048,30220 VV	5410439267762	10							
30 x 240	15048,30240 VV	5410439267779	10							

A

VV hdg

CE EN 15048

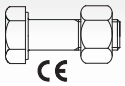

material : Steel 8.8 **type :** set iso 4017/4014 + 4032 **surface :** hot dipped galvanised	**materiaal :** Staal 8.8 **type :** set iso 4014/4017 + 4032 **oppervlak :** vuurverzinkt	**matière :** Acier 8.8 **type :** set iso 4014/4017 + 4032 **surface :** galv.à chaud	**Werkstoff :** Stahl 8.8 **Typ :** Satz iso 4014/4017 + 4032 **Oberfläche :** feuerverzinkt

Technical properties / Technische gegevens /
Données techniques / Technische Daten

M x l	art code	EAN	BOX	KG/ BOX	b	e min	k max	m max	s max	screw
30 x 260	15048,30260 VV	5410439267786	10							
30 x 280	15048,30280 VV	5410439267793	5							
30 x 300	15048,30300 VV	5410439267809	5							
36 x 90	15048,36090 VV	5410439640107	10							
36 x 100	15048,36100 VV	5410439640169	10							
36 x 120	15048,36120 VV	5410439640183	10							
36 x 130	15048,36130 VV	5410439640190	10							
36 x 140	15048,36140 VV	5410439640329	10							
36 x 150	15048,36150 VV	5410439640398	10							
36 x 160	15048,36160 VV	5410439640411	10							

EN 7089 Grade A

06/2000 replaces Din 125A

A

FLAT WASHER

SLUITRING

RONDELLE

SCHEIBE

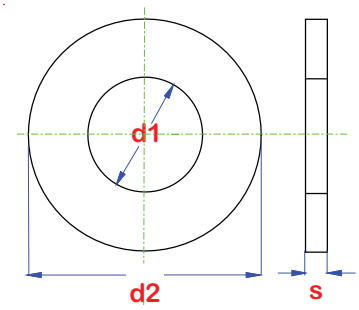

Z
zinc pl.

material : Steel HV 200 (200>300)	**materiaal :** Staal HV 200 (200>300)	**matière :** Acier HV 200 (200>300)	**Werkstoff :** Stahl HV 200 (200>300)
type : standard	**type :** standaard	**type :** standard	**Typ :** normalmass
surface : zinc plated	**oppervlak :** verzinkt	**surface :** zingué	**Oberfläche :** verzinkt

Technical properties / Technische gegevens /
Données techniques / Technische Daten

M	art code	EAN	BOX	KG/ BOX	d1	d2	s
12	E7089,12 Z	5410439366939	200	2,36	13	24	2,5
16	E7089,16 Z	5410439367004	100	1,07	17	30	3
20	E7089,20 Z	5410439366946	100	1,63	21	37	3
24	E7089,24 Z	5410439366960	50	0,78	25	44	4
27	E7089,27 Z	5410439366977	50	1,02	28	50	4
30	E7089,30 Z	5410439366984	50	1,29	31	56	4
36	E7089,36 Z	5410439366656	25	0,56	37	66	5
42	E7089,42 Z		25	1,31	45	78	8

EN 7089 Grade A

06/2000 replaces Din 125A

FLAT WASHER

SLUITRING

RONDELLE

SCHEIBE

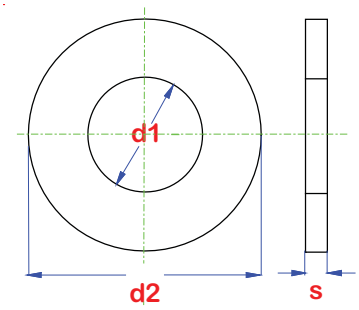

VV hdg

material : Steel HV200 (200>300)	**materiaal :** Staal HV200 (200>300)	**matière :** Acier HV200 (200>300)	**Werkstoff :** Stahl HV200 (200>300)
type : standard	**type :** standaard	**type :** standard	**Typ :** normalmass
surface : hot dipped galvanised	**oppervlak :** vuurverzinkt	**surface :** galv.à chaud	**Oberfläche :** feuerverzinkt

Technical properties / Technische gegevens /
Données techniques / Technische Daten

M	art code	EAN	BOX	KG/ BOX	d1	d2	s
12	E7089,12 VV	5410439366663	200	2,36	13	24	2,5
16	E7089,16 VV	5410439366694	100	1,07	17	30	3
20	E7089,20 VV	5410439366717	100	1,63	21	37	3
24	E7089,24 VV	5410439366731	50	0,78	25	44	4
27	E7089,27 VV	5410439366748	50	1,02	28	50	4
30	E7089,30 VV	5410439366670	25	0,32	31	56	4

EN 7089 Grade A

06/2000 replaces Din 125A

A

FLAT WASHER

SLUITRING

RONDELLE

SCHEIBE

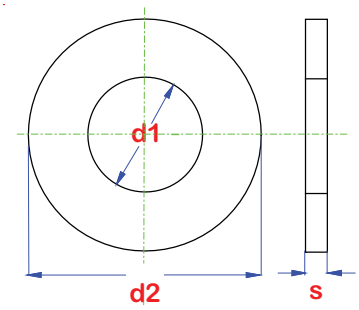

GD geomet

material : Steel HV 200 (200>300)	**materiaal :** Staal HV 200 (200>300)	**matière :** Acier HV 200 (200>300)	**Werkstoff :** Stahl HV 200 (200>300)
type : standard	**type :** standaard	**type :** standard	**Typ :** normalmass
surface : geomet 500 grade B	**oppervlak :** geomet 500 grade B	**surface :** geomet 500 grade B	**Oberfläche :** geomet 500 grade B

Technical properties / Technische gegevens /
Données techniques / Technische Daten

M	art code	EAN	BOX	KG/ BOX	d1	d2	s
12	E7089,12 GD	5410439366816	200	2,36	13	24	2,5
14	E7089,14 GD	5410439366823	100	0,82	15	28	2,5
16	E7089,16 GD	5410439366830	100	1,02	17	30	3
18	E7089,18 GD	5410439366847	50	0,33	19	34	3
20	E7089,20 GD	5410439366854	50	0,41	21	37	3
22	E7089,22 GD	5410439366861	50	0,44	23	39	3
24	E7089,24 GD	5410439366878	50	0,78	25	44	4
30	E7089,30 GD	5410439366892	25	0,32	31	56	4

Din 6914 (10/1989)

HIGH-STRENGTH HEX. BOLT WITH LARGE WIDTHS ACROSS FLATS

HV VOORSPANBOUT MET GROTE SLEUTELWIJDTE

BOULON HEXAGONAL HV AVEC GRANDE CLÉ

HV-SECHSKANTSCHRAUBEN MIT GROSSEN SCHLÜSSELWEITEN

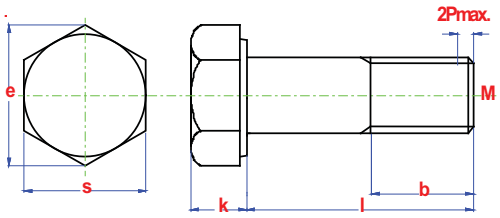

VV hdg

material : Steel 10.9	**materiaal :** Staal 10.9	**matière :** Acier 10.9	**Werkstoff :** Stahl 10.9
type : standard	**type :** standaard	**type :** standard	**Typ :** normalmass
surface : hot dipped galvanised	**oppervlak :** vuurverzinkt	**surface :** galv. à chaud	**Oberfläche :** feuerverzinkt

Technical properties / Technische gegevens / Données techniques / Technische Daten

M	b 1	b 2	e min.	k max.	s max.
M 16	26	28 (l>70)	29.56	10	27
M 20	31	33 (l>85)	35.03	13	32

M x l	art code	EAN	BOX	KG/ BOX
16 x 40	06914,16040 VZ	5410439135115	50	3,36
16 x 70	06914,16070 VZ	5410439136754	25	3,68
16 x 75	06914,16075 VZ	5410439137850	25	4,36
16 x 80	06914,16080 VZ	5410439136747	25	5,32
16 x 90	06914,16090 VZ	5410439136723	25	5,28

M x l	art code	EAN	BOX	KG/ BOX
20 x 55	06914,20055 VZ	5410439136198	25	6,64
20 x 60	06914,20060 VZ	5410439135122	25	4,00
20 x 80	06914,20080 VZ	5410439136952	25	4,84
20 x 90	06914,20090 VZ	5410439137874	25	6,00
20 x 100	06914,20100 VZ	5410439136938	25	6,52

HIGH-STRENGTH HEXAGON NUT WITH LARGE WIDTHS ACROSS FLATS

HV ZESKANTMOER MET GROTE SLEUTELWIJDTE

ECROU HEXAGONAL HV AVEC GRANDE CLÉ

HV-SECHSKANTMUTTERN MIT GROSSEN SCHLÜSSELWEITEN

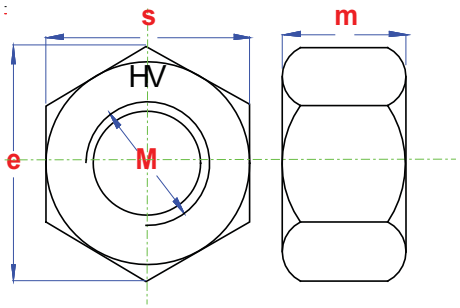

S
steel

material : Steel CL10	**materiaal :** Staal KL10	**matière :** Acier CL10	**Werkstoff :** Stahl KL10
type : standard	**type :** standaard	**type :** standard	**Typ :** normalmass
surface : plain	**oppervlak :** blank	**surface :** brut	**Oberfläche :** roh

Technical properties / Technische gegevens /
Données techniques / Technische Daten

M	art code	EAN	BOX	KG/ BOX	e min.	m max.	s max.
12	06915,12 S	5410439073820	200	9,04	23.91	10	22
14	06915,14 S	5410439175821	200	10,44	26,16	11	24
16	06915,16 S	5410439073837	100	16,00	29.56	13	27

Din 6915 (02/1999)

HIGH-STRENGTH HEXAGON NUT WITH LARGE WIDTHS ACROSS FLATS

HV ZESKANTMOER MET GROTE SLEUTELWIJDTE

ECROU HEXAGONAL HV AVEC GRANDE CLÉ

HV-SECHSKANTMUTTERN MIT GROSSEN SCHLÜSSELWEITEN

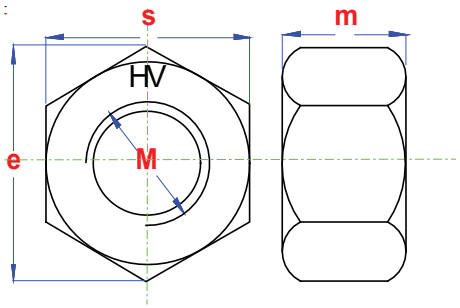

VV hdg

material : Steel CL10	**materiaal :** Staal KL10	**matière :** Acier CL10	**Werkstoff :** Stahl KL10
type : 0,3 oversized	**type :** 0,3 overmaats	**type :** retaraudé 0,3	**Typ :** 0,3 Übermass
surface : hot dipped galvanised	**oppervlak :** vuurverzinkt	**surface :** galv. à chaud	**Oberfläche :** feuerverzinkt

Technical properties / Technische gegevens /
Données techniques / Technische Daten

M	art code	EAN	BOX	KG/ BOX	e min.	m max.	s max.
12	06915,12 VZ	5410439135665	200	14,00	23.91	10	22
16	06915,16 VZ	5410439133982	100	21,00	29.56	13	27
20	06915,20 VZ	5410439135016	100	11,25	35.03	16	32
22	06915,22 VZ	5410439120449	100	25,00	39.55	18	36

HIGH-STRENGTH STRUCTURAL WASHERS

HV-SLUITRING

RONDELLE-HV

HV-SCHEIBEN

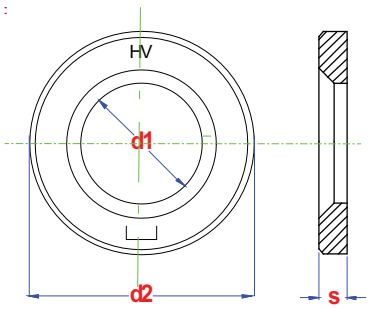

S
steel

material : Steel C 45	**materiaal :** Staal C 45	**matière :** Acier C 45	**Werkstoff :** Stahl C 45
type : HV=295>350	**type :** HV=295>350	**type :** HV=295>350	**Typ :** HV=295>350
surface : plain	**oppervlak :** blank	**surface :** brut	**Oberfläche :** rohe

Technical properties / Technische gegevens /
Données techniques / Technische Daten

M	art code	EAN	BOX	KG/ BOX	d1 min.	d2 max.	s max.	s min.
16	06916,16 S	5410439073905	200	23,00	17	30	4,3	3,7

Din 6916 (10/1989)

HIGH-STRENGTH STRUCTURAL WASHERS

HV-SLUITRING

RONDELLE-HV

HV-SCHEIBEN

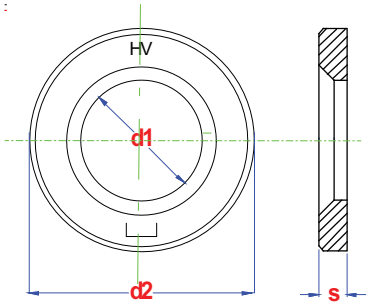

VV hdg

material : Steel C 45	**materiaal :** Staal C 45	**matière :** Acier C 45	**Werkstoff :** Stahl C 45
type : HV= 295>350	**type :** HV= 295>350	**type :** HV= 295>350	**Typ :** HV= 295>350
surface : hot dipped galvanised	**oppervlak :** vuurverzinkt	**surface :** galv. à chaud	**Oberfläche :** feuerverzinkt

Technical properties / Technische gegevens /
Données techniques / Technische Daten

M	art code	EAN	BOX	KG/ BOX	d1 min.	d2 max.	s max.	s min.
16	06916,16 VZ	5410439133999	100	27,00	17	30	4,3	3,7

SQUARE TAPER WASHERS HIGH-STRENGHT 14 % FOR I-PROFILES

HV-HELLINGSSLUITPLATEN VIERKANT 14% VOOR I-PROFIELEN

PLAQUETTE OBLIQUE-HV 14% POUR PROFILE EN I

HV-SCHEIBEN 14 % FÜR I-TRAGER

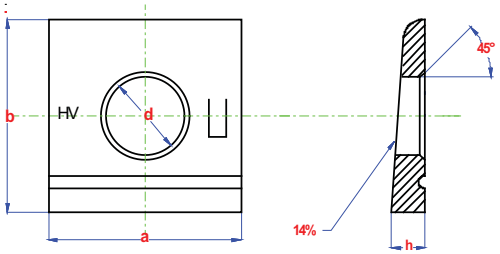

S
steel

material : Steel C 45	**materiaal :** Staal C 45	**matière :** Acier C 45	**Werkstoff :** Stahl C 45
type : HV= 295>350	**type :** HV= 295>350	**type :** HV= 295>350	**Typ :** HV= 295>350
surface : plain	**oppervlak :** blank	**surface :** brut	**Oberfläche :** roh

Technical properties / Technische gegevens /
Données techniques / Technische Daten

	art code	EAN	BOX	KG/ BOX	a max	a min	b max	b min	d min
12	06917,12 S	5410439073967	100	41,00	28	24	30	5	13
16	06917,16 S	5410439073981	100	33,00	34.5	29.5	36	6.3	17
20	06917,20 S	5410439074001	100	0,30	42.5	37.5	44	8	21
22	06917,22 S	5410439074025	100	0,44	46.5	41.5	50	8.8	23
24	06917,24 S	5410439074049	100	0,35	59	53	56	9.3	25
27	06917,27 S	5410439074063	100	0,38	59	53	56	9.3	28
30	06917,30 S	5410439074087	100	0,41	65	59	62	10.2	31

Din 6918 (04/1990)

Square taper washer

SQUARE TAPER WASHER HIGH-TENSILE 8 % FOR U-SECTIONS

HV-HELLINGSSLUITPLAAT VIERKANT 8 % VOOR U-PROFIELEN

PLAQUETTE OBLIQUE-HV 8% POUR PROFILÉS EN U

HV-SCHEIBE 8 % FÜR U-PROFILEN

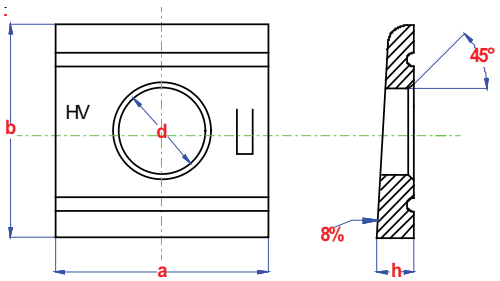

S
steel

material : Steel C 45	**materiaal :** Staal C 45	**matière :** Acier C 45	**Werkstoff :** Stahl C 45
type : HV= 295>350	**type :** HV= 295>350	**type :** HV= 295>350	**Typ :** HV= 295>350
surface : plain	**oppervlak :** blank	**surface :** brut	**Oberfläche :** roh

Technical properties / Technische gegevens /
Données techniques / Technische Daten

	art code	EAN	BOX	KG/ BOX	a max	a min	b max	d min	h min
12	06918,12 S	5410439074100	100	1,56	28	24	30	13	3.9
16	06918,16 S	5410439074124	100	1,65	34.5	29.5	36	17	4.9
20	06918,20 S	5410439074148	50	1,28	42.5	37.5	44	21	5.8
22	06918,22 S	5410439074162	100	1,07	46.5	41.5	50	23	6.8
24	06918,24 S	5410439074186	100	1,68	59	53	56	25	7.3
27	06918,27 S	5410439074209	100	2,15	59	53	56	28	7.3
30	06918,30 S	5410439074223	100	0,63	65	59	62	31	7.8

Din 931 (09/1987) *

EN ISO 4014 (2001)**

HEXAGON HEAD BOLT

ZESKANTBOUT MET GEDEELTELIJKE DRAAD

BOULON HEXAGONAL PARTIELLEMENT FILETÉ

SECHSKANTSCHRAUBE MIT TEILGEWINDE

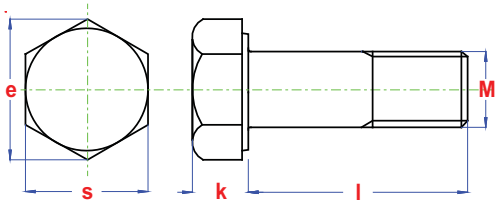

S
steel

material : Steel 8.8	**materiaal :** Staal 8.8	**matière :** Acier 8.8	**Werkstoff :** Stahl 8.8
type : standard	**type :** standaard	**type :** standard	**Typ :** normalmass
surface : plain	**oppervlak :** blank	**surface :** brut	**Oberfläche :** roh

Technical properties / Technische gegevens / Données techniques / Technische Daten

M	b1 <125	b2 <200	b3 >200	e min.	k max.	s max.
M 4	14			7.66	2.92	7
M 5	16	22		8.79	3.65	8
M 6	18	24		11.05	4.15	10
M 8	22	28		14.38	5.45	13
M 10	26	32	45	18.9	6.58	17
M 12	30	36	49	21.1	7.68	19
M 14	34	40	53	24.49	8.98	22
M 16	38	44	57	26.17	10.18	24
M 18	42	48	61	29.56	11.85	27
M 20	46	52	65	32.95	12.85	30
M 22	50	56	69	35.03	14.35	32
M 24	54	60	73	39.55	15.35	36
M 27	60	66	79	45.2	17.35	41
M 30	66	72	85	50.85	19.12	46
M 33	72	78	91	55.37	21.42	50
M 36	78	84	97	60.79	22.92	55
M 39	84	90	103	66.44	25.42	60
M 42	90	96	109	71.3	26.42	65

* Cancelled since 10/1991 ** Identical unless for M10,12,14,22
* Vervallen vanaf 10/1991 ** Identiek buiten SW M10,12,14,22
* Retiré à partir de 10/1991 ** Identique sauf M10,12,14,22
* Storniert ab 10/1991 ** Identisch ausser M10,12,14,22

M x l	art code	EAN	BOX	KG/ BOX
4 x 25	00931,04025 S	5410439102537	500	2,02
4 x 30	00931,04030 S	5410439102544	500	0,73
4 x 35	00931,04035 S	5410439102551	500	2,63
4 x 40	00931,04040 S	5410439102568	500	1,70
4 x 45	00931,04045 S	5410439102575	500	1,98
4 x 50	00931,04050 S	5410439102582	500	1,92
5 x 25	00931,05025 S	5410439102599	500	4,22
5 x 30	00931,05030 S	5410439049481	500	3,50
5 x 35	00931,05035 S	5410439049504	200	2,81
5 x 40	00931,05040 S	5410439049528	200	2,50
5 x 45	00931,05045 S	5410439049542	200	2,19

M x l	art code	EAN	BOX	KG/ BOX
5 x 50	00931,05050 S	5410439049566	200	1,74
6 x 30	00931,06030 S	5410439049641	200	0,61
6 x 35	00931,06035 S	5410439049689	200	0,65
6 x 40	00931,06040 S	5410439049726	200	0,69
6 x 45	00931,06045 S	5410439049771	200	1,75
6 x 50	00931,06050 S	5410439049825	200	3,20
6 x 55	00931,06055 S	5410439102643	200	2,37
6 x 60	00931,06060 S	5410439049900	200	1,20
6 x 65	00931,06065 S	5410439102650	200	0,95
6 x 70	00931,06070 S	5410439049979	200	3,00
6 x 75	00931,06075 S	5410439172578	200	0,74

A

S
steel

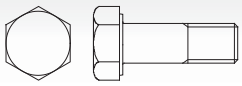

material : Steel 8.8	**materiaal :** Staal 8.8	**matière :** Acier 8.8	**Werkstoff :** Stahl 8.8
type : standard	**type :** standaard	**type :** standard	**Typ :** normalmass
surface : plain	**oppervlak :** blank	**surface :** brut	**Oberfläche :** roh

M x l	art code	EAN	BOX	KG/ BOX
6 x 80	00931,06080 S	5410439050005	200	1,96
6 x 90	00931,06090 S	5410439050036	100	1,09
6 x 100	00931,06100 S	5410439050067	100	1,89
8 x 30	00931,08030 S	5410439050135	200	2,49
8 x 35	00931,08035 S	5410439050173	200	5,37
8 x 40	00931,08040 S	5410439050210	200	0,44
8 x 45	00931,08045 S	5410439050265	200	1,66
8 x 50	00931,08050 S	5410439050319	200	0,47
8 x 55	00931,08055 S	5410439050364	200	1,92
8 x 60	00931,08060 S	5410439050401	200	3,64
8 x 65	00931,08065 S	5410439050456	200	1,77
8 x 70	00931,08070 S	5410439050494	200	2,28
8 x 75	00931,08075 S	5410439102698	200	2,78
8 x 80	00931,08080 S	5410439050548	200	1,74
8 x 90	00931,08090 S	5410439050593	100	0,95
8 x 100	00931,08100 S	5410439050647	100	2,11
8 x 110	00931,08110 S	5410439050678	100	0,91
8 x 120	00931,08120 S	5410439050708	100	2,21
8 x 130	00931,08130 S	5410439050739	100	1,03
8 x 140	00931,08140 S	5410439050746	100	2,95
8 x 150	00931,08150 S	5410439050753	100	1,72
10 x 35	00931,10035 S	5410439102759	100	5,36
10 x 40	00931,10040 S	5410439050807	100	0,40
10 x 45	00931,10045 S	5410439050845	100	0,57
10 x 50	00931,10050 S	5410439050890	100	1,02
10 x 55	00931,10055 S	5410439050944	100	1,72
10 x 60	00931,10060 S	5410439050982	100	0,38
10 x 65	00931,10065 S	5410439051033	100	1,71
10 x 70	00931,10070 S	5410439051071	100	4,28
10 x 75	00931,10075 S	5410439051101	100	0,82
10 x 80	00931,10080 S	5410439051132	100	0,64
10 x 90	00931,10090 S	5410439051187	50	4,71
10 x 100	00931,10100 S	5410439051231	50	2,32
10 x 110	00931,10110 S	5410439051262	50	2,88
10 x 120	00931,10120 S	5410439051293	50	5,03
10 x 130	00931,10130 S	5410439051323	50	10,32
10 x 140	00931,10140 S	5410439051330	50	2,26
10 x 150	00931,10150 S	5410439051347	50	1,09
12 x 40	00931,12040 S	5410439051378	100	3,04
12 x 45	00931,12045 S	5410439051408	100	1,63
12 x 50	00931,12050 S	5410439051446	100	1,15
12 x 55	00931,12055 S	5410439051491	100	1,22
12 x 60	00931,12060 S	5410439051538	100	1,42

M x l	art code	EAN	BOX	KG/ BOX
12 x 65	00931,12065 S	5410439051583	100	1,80
12 x 70	00931,12070 S	5410439051620	50	1,29
12 x 75	00931,12075 S	5410439051651	50	12,72
12 x 80	00931,12080 S	5410439051699	50	1,85
12 x 90	00931,12090 S	5410439051743	50	1,35
12 x 100	00931,12100 S	5410439051798	50	1,48
12 x 110	00931,12110 S	5410439051828	50	4,67
12 x 120	00931,12120 S	5410439051859	50	2,36
12 x 130	00931,12130 S	5410439051880	50	1,94
12 x 140	00931,12140 S	5410439051903	50	5,05
12 x 150	00931,12150 S	5410439051927	50	6,06
14 x 50	00931,14050 S	5410439051958	50	3,15
14 x 55	00931,14055 S	5410439051989	50	2,64
14 x 60	00931,14060 S	5410439052009	50	9,68
14 x 65	00931,14065 S	5410439052030	50	11,12
14 x 70	00931,14070 S	5410439052054	50	0,68
14 x 75	00931,14075 S	5410439052085	50	1,73
14 x 80	00931,14080 S	5410439052108	50	8,88
14 x 90	00931,14090 S	5410439052139	50	14,28
14 x 100	00931,14100 S	5410439052160	50	3,35
14 x 110	00931,14110 S	5410439052191	50	1,31
14 x 120	00931,14120 S	5410439052221	50	2,64
14 x 130	00931,14130 S	5410439052252	50	4,66
14 x 140	00931,14140 S	5410439052269	50	2,15
14 x 150	00931,14150 S	5410439052276	50	3,50
16 x 50	00931,16050 S	5410439305402	50	1,96
16 x 55	00931,16055 S	5410439052320	50	1,23
16 x 60	00931,16060 S	5410439052375	50	1,32
16 x 65	00931,16065 S	5410439052429	50	1,00
16 x 70	00931,16070 S	5410439052474	50	2,95
16 x 75	00931,16075 S	5410439052504	50	1,50
16 x 80	00931,16080 S	5410439052559	50	4,78
16 x 90	00931,16090 S	5410439052603	50	1,39
16 x 100	00931,16100 S	5410439052658	50	1,74
16 x 110	00931,16110 S	5410439052702	50	1,47
16 x 120	00931,16120 S	5410439052757	50	2,30
16 x 130	00931,16130 S	5410439052788	50	4,96
16 x 140	00931,16140 S	5410439052801	50	1,84
16 x 150	00931,16150 S	5410439052825	50	2,28
16 x 160	00931,16160 S	5410439052849	25	1,97
16 x 180	00931,16180 S	5410439052863	25	2,52
16 x 200	00931,16200 S	5410439103084	25	1,09
16 x 220	00931,16220 S	5410439103107	25	3,80

S
steel

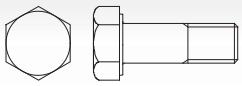

A

material : Steel 8.8	**materiaal :** Staal 8.8	**matière :** Acier 8.8	**Werkstoff :** Stahl 8.8
type : standard	**type :** standaard	**type :** standard	**Typ :** normalmass
surface : plain	**oppervlak :** blank	**surface :** brut	**Oberfläche :** roh

M x l	art code	EAN	BOX	KG/ BOX
18 x 60	00931,18060 S	5410439103169	50	1,31
18 x 65	00931,18065 S	5410439052900	50	2,25
18 x 70	00931,18070 S	5410439052924	50	2,00
18 x 75	00931,18075 S	5410439052955	50	0,98
18 x 80	00931,18080 S	5410439052979	50	2,76
18 x 90	00931,18090 S	5410439053006	50	1,60
18 x 100	00931,18100 S	5410439053037	25	4,69
18 x 110	00931,18110 S	5410439053068	25	2,31
18 x 120	00931,18120 S	5410439053099	25	2,18
18 x 130	00931,18130 S	5410439053129	25	5,31
18 x 140	00931,18140 S	5410439053143	25	6,23
18 x 150	00931,18150 S	5410439053167	25	4,38
20 x 60	00931,20060 S	5410439103213	50	0,41
20 x 65	00931,20065 S	5410439053211	50	1,81
20 x 70	00931,20070 S	5410439053259	50	1,55
20 x 75	00931,20075 S	5410439053280	25	3,44
20 x 80	00931,20080 S	5410439053327	25	0,47
20 x 90	00931,20090 S	5410439053372	25	0,51
20 x 100	00931,20100 S	5410439053426	25	0,54
20 x 110	00931,20110 S	5410439053471	25	2,09
20 x 120	00931,20120 S	5410439053525	25	1,15
20 x 130	00931,20130 S	5410439053556	25	2,23
20 x 140	00931,20140 S	5410439053587	25	0,40
20 x 150	00931,20150 S	5410439053617	25	1,00
20 x 160	00931,20160 S	5410439053648	25	5,63
20 x 180	00931,20180 S	5410439053662	20	0,55
20 x 200	00931,20200 S	5410439103268	20	6,83
20 x 220	00931,20220 S	5410439103282	20	4,78
22 x 70	00931,22070 S	5410439053686	25	
22 x 80	00931,22080 S	5410439053730	25	2,48
22 x 90	00931,22090 S	5410439053761	25	2,95
22 x 100	00931,22100 S	5410439053792	25	1,81
22 x 110	00931,22110 S	5410439053822	25	2,94
22 x 120	00931,22120 S	5410439053853	25	2,74
22 x 130	00931,22130 S	5410439053884	25	4,11
22 x 140	00931,22140 S	5410439053914	25	2,14
22 x 150	00931,22150 S	5410439053945	25	6,26
24 x 70	00931,24070 S	5410439053976	25	1,61
24 x 80	00931,24080 S	5410439054027	25	3,84
24 x 90	00931,24090 S	5410439054065	20	2,01
24 x 100	00931,24100 S	5410439054102	20	1,03
24 x 110	00931,24110 S	5410439054140	20	5,18
24 x 120	00931,24120 S	5410439054188	20	1,58

M x l	art code	EAN	BOX	KG/ BOX
24 x 130	00931,24130 S	5410439054218	20	1,73
24 x 140	00931,24140 S	5410439054249	20	1,91
24 x 150	00931,24150 S	5410439054270	20	2,17
24 x 160	00931,24160 S	5410439054300	20	5,69
24 x 180	00931,24180 S	5410439054324	20	2,43
24 x 200	00931,24200 S	5410439103374	15	5,48
24 x 220	00931,24220 S	5410439117616	15	1,52
24 x 240	00931,24240 S	5410439117623	15	2,04
24 x 260	00931,24260 S	5410439124140	10	2,28
24 x 280	00931,24280 S	5410439124157	10	2,66
24 x 300	00931,24300 S	5410439124164	10	2,64
27 x 80	00931,27080 S	5410439054331	25	4,38
27 x 90	00931,27090 S	5410439054362	25	4,98
27 x 100	00931,27100 S	5410439054393	20	3,46
27 x 110	00931,27110 S	5410439054423	20	2,88
27 x 120	00931,27120 S	5410439054454	20	3,03
27 x 130	00931,27130 S	5410439054485	15	4,20
27 x 140	00931,27140 S	5410439054515	15	4,98
27 x 150	00931,27150 S	5410439054546	15	6,55
27 x 160	00931,27160 S	5410439054577	15	5,39
27 x 180	00931,27180 S	5410439054591	15	5,73
27 x 200	00931,27200 S	5410439054607	10	4,65
27 x 220	00931,27220 S	5410439117630	10	6,15
27 x 240	00931,27240 S	5410439124195	5	1,74
27 x 260	00931,27260 S	5410439124201	5	3,68
27 x 280	00931,27280 S	5410439124218	10	2,63
27 x 300	00931,27300 S	5410439124225	5	1,94
30 x 80	00931,30080 S	5410439090766	20	2,69
30 x 90	00931,30090 S	5410439054614	20	3,00
30 x 100	00931,30100 S	5410439054621	15	2,31
30 x 110	00931,30110 S	5410439054638	15	2,50
30 x 120	00931,30120 S	5410439054645	15	2,81
30 x 130	00931,30130 S	5410439054652	10	1,75
30 x 140	00931,30140 S	5410439054669	10	1,94
30 x 150	00931,30150 S	5410439054676	10	2,13
30 x 160	00931,30160 S	5410439054683	10	3,19
30 x 180	00931,30180 S	5410439054690	10	2,06
30 x 200	00931,30200 S	5410439054706	10	2,38
30 x 220	00931,30220 S	5410439124256	10	2,52
30 x 240	00931,30240 S	5410439124263	5	2,66
30 x 260	00931,30260 S	5410439124270	5	2,94
30 x 280	00931,30280 S	5410439124287	5	1,81
30 x 300	00931,30300 S	5410439124294	5	1,90

A

S
steel

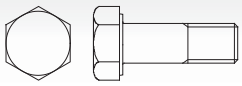

material : Steel 8.8	**materiaal :** Staal 8.8	**matière :** Acier 8.8	**Werkstoff :** Stahl 8.8
type : standard	**type :** standaard	**type :** standard	**Typ :** normalmass
surface : plain	**oppervlak :** blank	**surface :** brut	**Oberfläche :** roh

M x l	art code	EAN	BOX	KG/ BOX
33 x 100	00931,33100 S	5410439054713	10	2,06
33 x 110	00931,33110 S	5410439054720	10	1,00
33 x 120	00931,33120 S	5410439054737	10	1,07
33 x 130	00931,33130 S	5410439054744	10	1,13
33 x 140	00931,33140 S	5410439054751	10	1,86
33 x 150	00931,33150 S	5410439054768	10	2,39
33 x 160	00931,33160 S	5410439054775	10	1,71
33 x 180	00931,33180 S	5410439054782	10	3,19
33 x 200	00931,33200 S	5410439054799	5	2,41
33 x 220	00931,33220 S	5410439185790	10	4,63
33 x 240	00931,33240 S	5410439187824	5	5,05
33 x 260	00931,33260 S	5410439185806	5	5,45
33 x 280	00931,33280 S	5410439187831	5	5,76
33 x 300	00931,33300 S	5410439187848	5	0,42
36 x 100	00931,36100 S	5410439054805	10	2,60
36 x 110	00931,36110 S	5410439054812	10	2,78
36 x 120	00931,36120 S	5410439054829	10	1,62
36 x 130	00931,36130 S	5410439054836	10	1,72
36 x 140	00931,36140 S	5410439054843	10	1,80
36 x 150	00931,36150 S	5410439054850	10	1,92
36 x 160	00931,36160 S	5410439054867	10	2,10
36 x 180	00931,36180 S	5410439054874	10	1,13
36 x 200	00931,36200 S	5410439054881	5	0,33
36 x 220	00931,36220 S	5410439124355	5	1,43

M x l	art code	EAN	BOX	KG/ BOX
36 x 240	00931,36240 S	5410439124362	5	0,38
36 x 260	00931,36260 S	5410439124379	5	2,63
36 x 280	00931,36280 S	5410439124386	5	2,85
36 x 300	00931,36300 S	5410439124393	5	1,73
39 x 120	00931,39120 S	5410439185813	5	0,64
39 x 130	00931,39130 S	5410439185820	5	4,62
39 x 140	00931,39140 S	5410439185837	5	3,93
39 x 150	00931,39150 S	5410439163606	5	5,41
39 x 160	00931,39160 S	5410439187862	5	2,35
39 x 180	00931,39180 S	5410439185844	5	0,77
39 x 200	00931,39200 S	5410439187879	5	1,61
39 x 220	00931,39220 S	5410439185851	5	9,00
39 x 240	00931,39240 S	5410439187886	5	10,00
39 x 260	00931,39260 S	5410439187893	5	12,50
42 x 140	00931,42140 S	5410439185868	5	1,85
42 x 150	00931,42150 S	5410439187923	5	1,98
42 x 160	00931,42160 S	5410439185875	5	2,08
42 x 180	00931,42180 S	5410439185882	5	3,78
42 x 200	00931,42200 S	5410439187930	5	5,47
42 x 220	00931,42220 S	5410439185899	5	0,92
42 x 240	00931,42240 S	5410439185905	5	3,28
42 x 260	00931,42260 S	5410439187947	5	1,63
42 x 300	00931,42300 S	5410439187954	5	3,32

Din 931 (09/1987) *

EN ISO 4014 (2001)**

HEXAGON HEAD BOLT

ZESKANTBOUT MET GEDEELTELIJKE DRAAD

BOULON HEXAGONAL PARTIELLEMENT FILETÉ

SECHSKANTSCHRAUBE MIT TEILGEWINDE

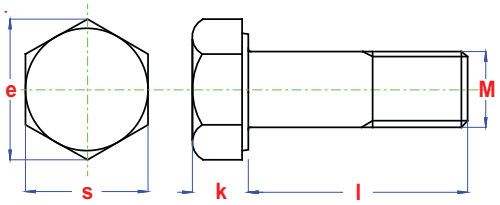

Z
zinc pl.

material : Steel 8.8	**materiaal :** Staal 8.8	**matière :** Acier 8.8	**Werkstoff :** Stahl 8.8
type : standard	**type :** standaard	**type :** standard	**Typ :** normalmass
surface : zinc plated	**oppervlak :** verzinkt	**surface :** zingué	**Oberfläche :** verzinkt

Technical properties / Technische gegevens / Données techniques / Technische Daten

M	b1 <125	b2 <200	b3 >200	e min.	k max.	s max.
M 4	14			7.66	2.92	7
M 5	16	22		8.79	3.65	8
M 6	18	24		11.05	4.15	10
M 8	22	28		14.38	5.45	13
M 10	26	32	45	18.9	6.58	17
M 12	30	36	49	21.1	7.68	19
M 14	34	40	53	24.49	8.98	22
M 16	38	44	57	26.17	10.18	24
M 18	42	48	61	29.56	11.85	27
M 20	46	52	65	32.95	12.85	30
M 22	50	56	69	35.03	14.35	32
M 24	54	60	73	39.55	15.35	36
M 27	60	66	79	45.2	17.35	41
M 30	66	72	85	50.85	19.12	46

* Cancelled since 10/1991 ** Identical unless for M10,12,14,22
* Vervallen vanaf 10/1991 ** Identiek buiten SW M10,12,14,22
* Retiré à partir de 10/1991 ** Identique sauf M10,12,14,22
* Storniert ab 10/1991 ** Identisch ausser M10,12,14,22

M x l	art code	EAN	BOX	KG/ BOX
4 x 25	00931,04025 Z	5410439117173	500	4,44
4 x 30	00931,04030 Z	5410439111638	500	2,57
4 x 35	00931,04035 Z	5410439117180	500	3,07
4 x 40	00931,04040 Z	5410439117197	500	1,64
4 x 45	00931,04045 Z	5410439117203	500	4,56
4 x 50	00931,04050 Z	5410439111621	500	0,71
5 x 25	00931,05025 Z	5410439307192	500	1,80
5 x 30	00931,05030 Z	5410439049498	500	0,64
5 x 35	00931,05035 Z	5410439049511	200	1,76
5 x 40	00931,05040 Z	5410439049535	200	3,00
5 x 45	00931,05045 Z	5410439049559	200	0,84
5 x 50	00931,05050 Z	5410439049573	200	1,10
5 x 60	00931,05060 Z	5410439107129	200	1,19
5 x 70	00931,05070 Z	5410439305303	200	0,87
6 x 25	00931,06025 Z	5410439049610	500	0,84

M x l	art code	EAN	BOX	KG/ BOX
6 x 30	00931,06030 Z	5410439049658	200	2,14
6 x 35	00931,06035 Z	5410439049696	200	1,71
6 x 40	00931,06040 Z	5410439049740	200	2,39
6 x 45	00931,06045 Z	5410439049795	200	1,28
6 x 50	00931,06050 Z	5410439049849	200	0,88
6 x 55	00931,06055 Z	5410439049870	200	0,79
6 x 60	00931,06060 Z	5410439049924	200	0,68
6 x 65	00931,06065 Z	5410439307802	200	4,96
6 x 70	00931,06070 Z	5410439049993	200	5,56
6 x 80	00931,06080 Z	5410439050029	200	1,55
6 x 90	00931,06090 Z	5410439050050	100	0,86
6 x 100	00931,06100 Z	5410439050081	100	4,44
6 x 110	00931,06110 Z	5410439050104	100	1,87
6 x 120	00931,06120 Z	5410439050128	100	2,50
8 x 30	00931,08030 Z	5410439050142	200	2,57

A

Z
zinc pl.

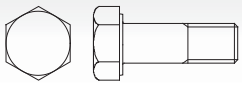

material : Steel 8.8	**materiaal :** Staal 8.8	**matière :** Acier 8.8	**Werkstoff :** Stahl 8.8
type : standard	**type :** standaard	**type :** standard	**Typ :** normalmass
surface : zinc plated	**oppervlak :** verzinkt	**surface :** zingué	**Oberfläche :** verzinkt

M x l	art code	EAN	BOX	KG/ BOX
8 x 35	00931,08035 Z	5410439050180	200	3,50
8 x 40	00931,08040 Z	5410439050234	200	2,97
8 x 45	00931,08045 Z	5410439050289	200	0,89
8 x 50	00931,08050 Z	5410439050333	200	2,18
8 x 55	00931,08055 Z	5410439050371	200	0,96
8 x 60	00931,08060 Z	5410439050425	200	0,76
8 x 65	00931,08065 Z	5410439050463	200	1,90
8 x 70	00931,08070 Z	5410439050517	200	1,55
8 x 75	00931,08075 Z	5410439101349	200	3,56
8 x 80	00931,08080 Z	5410439050562	200	0,36
8 x 85	00931,08085 Z	5410439185950	100	0,79
8 x 90	00931,08090 Z	5410439050616	100	2,16
8 x 100	00931,08100 Z	5410439050661	100	2,68
8 x 110	00931,08110 Z	5410439050692	100	1,80
8 x 120	00931,08120 Z	5410439050722	100	1,54
8 x 130	00931,08130 Z	5410439101356	100	1,01
8 x 140	00931,08140 Z	5410439307819	100	7,84
8 x 150	00931,08150 Z	5410439102735	100	1,36
8 x 160	00931,08160 Z	5410439104906	50	0,92
8 x 180	00931,08180 Z	5410439185967	50	0,96
10 x 35	00931,10035 Z	5410439307826	100	0,39
10 x 40	00931,10040 Z	5410439050814	100	0,96
10 x 45	00931,10045 Z	5410439050869	100	1,16
10 x 50	00931,10050 Z	5410439050913	100	1,44
10 x 55	00931,10055 Z	5410439050951	100	1,04
10 x 60	00931,10060 Z	5410439051002	100	0,34
10 x 65	00931,10065 Z	5410439051040	100	0,92
10 x 70	00931,10070 Z	5410439051095	100	1,60
10 x 75	00931,10075 Z	5410439101363	100	0,56
10 x 80	00931,10080 Z	5410439051156	100	3,82
10 x 85	00931,10085 Z	5410439187602	50	2,02
10 x 90	00931,10090 Z	5410439051200	50	0,83
10 x 95	00931,10095 Z	5410439185981	50	2,32
10 x 100	00931,10100 Z	5410439051255	50	0,64
10 x 110	00931,10110 Z	5410439051286	50	1,72
10 x 120	00931,10120 Z	5410439051316	50	0,55
10 x 130	00931,10130 Z	5410439307833	50	1,19
10 x 140	00931,10140 Z	5410439307840	50	2,56
10 x 150	00931,10150 Z	5410439307857	50	2,26
10 x 160	00931,10160 Z	5410439107136	50	1,37
10 x 180	00931,10180 Z	5410439111263	50	1,40
10 x 200	00931,10200 Z	5410439111676	50	1,25
12 x 40	00931,12040 Z	5410439101370	100	4,00

M x l	art code	EAN	BOX	KG/ BOX
12 x 45	00931,12045 Z	5410439051415	100	7,48
12 x 50	00931,12050 Z	5410439051460	100	0,64
12 x 55	00931,12055 Z	5410439051507	100	1,56
12 x 60	00931,12060 Z	5410439051552	100	0,96
12 x 65	00931,12065 Z	5410439051590	100	1,76
12 x 70	00931,12070 Z	5410439051644	50	1,33
12 x 75	00931,12075 Z	5410439051668	50	2,44
12 x 80	00931,12080 Z	5410439051712	50	0,83
12 x 90	00931,12090 Z	5410439051767	50	2,80
12 x 95	00931,12095 Z	5410439403825	50	1,32
12 x 100	00931,12100 Z	5410439051811	50	1,16
12 x 110	00931,12110 Z	5410439051842	50	3,08
12 x 120	00931,12120 Z	5410439051873	50	1,16
12 x 130	00931,12130 Z	5410439307864	50	2,04
12 x 140	00931,12140 Z	5410439307871	50	2,28
12 x 150	00931,12150 Z	5410439307888	50	1,21
12 x 160	00931,12160 Z	5410439305853	50	1,10
12 x 180	00931,12180 Z	5410439111270	50	1,33
12 x 200	00931,12200 Z	5410439117210	50	1,13
14 x 45	00931,14045 Z	5410439051941	50	0,73
14 x 50	00931,14050 Z	5410439051972	50	1,72
14 x 55	00931,14055 Z	5410439051996	50	2,82
14 x 60	00931,14060 Z	5410439052023	50	0,96
14 x 65	00931,14065 Z	5410439052047	50	5,16
14 x 70	00931,14070 Z	5410439052078	50	1,21
14 x 80	00931,14080 Z	5410439052122	50	1,90
14 x 90	00931,14090 Z	5410439052153	50	0,53
14 x 100	00931,14100 Z	5410439052184	50	1,08
14 x 110	00931,14110 Z	5410439052214	50	4,04
14 x 120	00931,14120 Z	5410439052245	50	3,56
14 x 130	00931,14130 Z	5410439307895	50	3,84
14 x 140	00931,14140 Z	5410439305129	50	1,36
14 x 150	00931,14150 Z	5410439305136	50	5,04
14 x 160	00931,14160 Z	5410439111720	25	4,48
14 x 180	00931,14180 Z	5410439187626	25	2,32
14 x 200	00931,14200 Z	5410439187633	25	0,77
16 x 50	00931,16050 Z	5410439052290	50	1,00
16 x 55	00931,16055 Z	5410439052344	50	1,08
16 x 60	00931,16060 Z	5410439052399	50	1,52
16 x 65	00931,16065 Z	5410439052443	50	3,92
16 x 70	00931,16070 Z	5410439052498	50	1,79
16 x 75	00931,16075 Z	5410439052528	50	1,08
16 x 80	00931,16080 Z	5410439052573	50	2,32

Z
zinc pl.

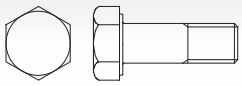

A

material : Steel 8.8	**materiaal :** Staal 8.8	**matière :** Acier 8.8	**Werkstoff :** Stahl 8.8
type : standard	**type :** standaard	**type :** standard	**Typ :** normalmass
surface : zinc plated	**oppervlak :** verzinkt	**surface :** zingué	**Oberfläche :** verzinkt

M x l	art code	EAN	BOX	KG/ BOX
16 x 85	00931,16085 Z	5410439220118	25	1,25
16 x 90	00931,16090 Z	5410439052627	50	0,18
16 x 100	00931,16100 Z	5410439052672	50	0,28
16 x 110	00931,16110 Z	5410439052726	50	1,76
16 x 120	00931,16120 Z	5410439052771	50	0,40
16 x 130	00931,16130 Z	5410439089289	50	0,14
16 x 140	00931,16140 Z	5410439089296	50	6,00
16 x 150	00931,16150 Z	5410439089302	50	5,56
16 x 160	00931,16160 Z	5410439103060	25	2,68
16 x 170	00931,16170 Z	5410439111751	25	1,06
16 x 180	00931,16180 Z	5410439103077	25	1,27
16 x 190	00931,16190 Z	5410439416320	25	0,44
16 x 200	00931,16200 Z	5410439103091	25	6,00
18 x 55	00931,18055 Z	5410439305143	50	1,32
18 x 60	00931,18060 Z	5410439052894	50	4,50
18 x 65	00931,18065 Z	5410439052917	50	4,32
18 x 70	00931,18070 Z	5410439052948	50	7,00
18 x 75	00931,18075 Z	5410439052962	50	4,88
18 x 80	00931,18080 Z	5410439052993	50	0,58
18 x 90	00931,18090 Z	5410439053020	50	2,03
18 x 100	00931,18100 Z	5410439053051	25	2,82
18 x 110	00931,18110 Z	5410439053082	25	8,00
18 x 120	00931,18120 Z	5410439053112	25	7,44
18 x 130	00931,18130 Z	5410439053136	25	9,88
18 x 140	00931,18140 Z	5410439053150	25	8,68
18 x 150	00931,18150 Z	5410439053174	25	3,88
18 x 160	00931,18160 Z	5410439053181	25	6,76
18 x 180	00931,18180 Z	5410439111799	25	0,66
18 x 200	00931,18200 Z	5410439186056	20	1,39
20 x 60	00931,20060 Z	5410439053198	50	0,24
20 x 65	00931,20065 Z	5410439053228	50	0,16
20 x 70	00931,20070 Z	5410439053273	50	1,84
20 x 75	00931,20075 Z	5410439053297	25	0,21
20 x 80	00931,20080 Z	5410439053341	25	0,32
20 x 85	00931,20085 Z	5410439162999	25	0,57
20 x 90	00931,20090 Z	5410439053396	25	2,04
20 x 100	00931,20100 Z	5410439053440	25	2,22
20 x 110	00931,20110 Z	5410439053495	25	0,76
20 x 120	00931,20120 Z	5410439053549	25	0,26
20 x 130	00931,20130 Z	5410439053570	25	0,32
20 x 140	00931,20140 Z	5410439053600	25	0,45
20 x 150	00931,20150 Z	5410439053631	25	0,64
20 x 160	00931,20160 Z	5410439053655	25	0,48

M x l	art code	EAN	BOX	KG/ BOX
20 x 170	00931,20170 Z	5410439117241	20	0,75
20 x 180	00931,20180 Z	5410439103251	20	1,71
20 x 190	00931,20190 Z	5410439163002	20	1,17
20 x 200	00931,20200 Z	5410439103275	20	1,28
20 x 220	00931,20220 Z	5410439111805	20	3,68
20 x 240	00931,20240 Z	5410439111812	10	1,87
20 x 260	00931,20260 Z	5410439117258	10	0,92
20 x 280	00931,20280 Z	5410439111829	10	8,84
20 x 300	00931,20300 Z	5410439111836	10	10,84
20 x 320	00931,20320 Z	5410439120166	10	3,48
20 x 360	00931,20360 Z	5410439186070	10	4,24
20 x 380	00931,20380 Z	5410439332248	10	2,36
20 x 400	00931,20400 Z	5410439628631	10	3,44
22 x 70	00931,22070 Z	5410439053709	25	1,76
22 x 75	00931,22075 Z	5410439053723	25	12,56
22 x 80	00931,22080 Z	5410439053754	25	1,54
22 x 90	00931,22090 Z	5410439053785	25	4,56
22 x 100	00931,22100 Z	5410439053815	25	3,16
22 x 110	00931,22110 Z	5410439053846	25	0,75
22 x 120	00931,22120 Z	5410439053877	25	4,76
22 x 130	00931,22130 Z	5410439053907	25	1,24
22 x 140	00931,22140 Z	5410439053938	25	9,00
22 x 150	00931,22150 Z	5410439053969	25	11,16
24 x 70	00931,24070 Z	5410439053990	25	5,25
24 x 75	00931,24075 Z	5410439054003	25	0,63
24 x 80	00931,24080 Z	5410439054041	25	6,84
24 x 90	00931,24090 Z	5410439054089	20	0,67
24 x 100	00931,24100 Z	5410439054126	20	0,89
24 x 110	00931,24110 Z	5410439054164	20	3,32
24 x 120	00931,24120 Z	5410439054201	20	0,51
24 x 130	00931,24130 Z	5410439054232	20	1,55
24 x 140	00931,24140 Z	5410439054263	20	1,71
24 x 150	00931,24150 Z	5410439054294	20	10,00
24 x 160	00931,24160 Z	5410439054317	20	0,44
24 x 180	00931,24180 Z	5410439100229	20	8,00
24 x 200	00931,24200 Z	5410439100236	15	4,04
24 x 220	00931,24220 Z	5410439186100	15	0,61
27 x 90	00931,27090 Z	5410439054386	25	2,04
27 x 100	00931,27100 Z	5410439054416	20	0,83
27 x 110	00931,27110 Z	5410439054447	20	4,92
27 x 120	00931,27120 Z	5410439054478	20	2,18
27 x 140	00931,27140 Z	5410439054539	15	0,44
27 x 150	00931,27150 Z	5410439054560	15	10,64

A

Z
zinc pl.

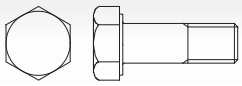

material : Steel 8.8	**materiaal :** Staal 8.8	**matière :** Acier 8.8	**Werkstoff :** Stahl 8.8
type : standard	**type :** standaard	**type :** standard	**Typ :** normalmass
surface : zinc plated	**oppervlak :** verzinkt	**surface :** zingué	**Oberfläche :** verzinkt

M x l	art code	EAN	BOX	KG/ BOX
27 x 160	00931,27160 Z	5410439054584	15	1,27
27 x 180	00931,27180 Z	5410439100243	15	0,98
27 x 200	00931,27200 Z	5410439100250	10	0,92
30 x 80	00931,30080 Z	5410439187749	20	3,20
30 x 90	00931,30090 Z	5410439179027	20	0,90
30 x 100	00931,30100 Z	5410439163019	15	1,09
30 x 120	00931,30120 Z	5410439111874	15	1,73

M x l	art code	EAN	BOX	KG/ BOX
30 x 130	00931,30130 Z	5410439163026	10	2,62
30 x 140	00931,30140 Z	5410439172066	10	2,22
30 x 150	00931,30150 Z	5410439163033	10	1,19
30 x 160	00931,30160 Z	5410439175548	10	1,32
30 x 180	00931,30180 Z	5410439175555	10	3,37
30 x 200	00931,30200 Z	5410439187763	10	2,07

Din 931 (09/1987) *

EN ISO 4014 (2001)**

HEXAGON HEAD BOLT

ZESKANTBOUT MET GEDEELTELIJKE DRAAD

BOULON HEXAGONAL PARTIELLEMENT FILETÉ

SECHSKANTSCHRAUBE MIT TEILGEWINDE

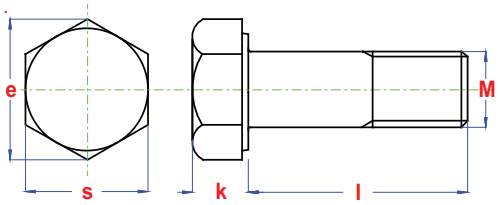

S
steel

material : Steel 10.9	**materiaal :** Staal 10.9	**matière :** Acier 10.9	**Werkstoff :** Stahl 10.9
type : standard	**type :** standaard	**type :** standard	**Typ :** normalmass
surface : plain	**oppervlak :** blank	**surface :** brut	**Oberfläche :** roh

Technical properties / Technische gegevens / Données techniques / Technische Daten

M	b1 <125	b2 <200	b3 >200	e min.	k max.	s max.
M 8	22	28		14.38	5.45	13
M 10	26	32	45	18.9	6.58	17
M 12	30	36	49	21.1	7.68	19
M 14	34	40	53	24.49	8.98	22
M 16	38	44	57	26.17	10.18	24
M 20	46	52	65	32.95	12.85	30
M 24	54	60	73	39.55	15.35	36

* Cancelled since 10/1991 ** Identical unless for M10,12,14,22
* Vervallen vanaf 10/1991 ** Identiek buiten SW M10,12,14,22
* Retiré à partir de 10/1991 ** Identique sauf M10,12,14,22
* Storniert ab 10/1991 ** Identisch ausser M10,12,14,22

M x l	art code	EAN	BOX	KG/ BOX
8 x 35	00931,08035 S-	5410439135856	200	1,07
8 x 40	00931,08040 S-	5410439135788	200	0,77
8 x 45	00931,08045 S-	5410439135870	200	0,82
8 x 50	00931,08050 S-	5410439133593	200	1,40
8 x 55	00931,08055 S-	5410439135504	200	0,90
8 x 60	00931,08060 S-	5410439135528	200	1,15
8 x 70	00931,08070 S-	5410439136204	200	1,24
8 x 80	00931,08080 S-	5410439135184	200	1,30
8 x 100	00931,08100 S-	5410439135399	100	2,10
10 x 40	00931,10040 S-	5410439305730	100	2,43
10 x 45	00931,10045 S-	5410439134354	100	1,93
10 x 50	00931,10050 S-	5410439134651	100	2,77
10 x 55	00931,10055 S-	5410439139380	100	3,85
10 x 60	00931,10060 S-	5410439134866	100	3,23
10 x 70	00931,10070 S-	5410439134750	100	1,17
10 x 80	00931,10080 S-	5410439135276	100	3,03
10 x 90	00931,10090 S-	5410439134958	50	1,06
10 x 100	00931,10100 S-	5410439133821	50	2,63
10 x 110	00931,10110 S-	5410439142939	50	3,43
10 x 120	00931,10120 S-	5410439135894	50	2,83
10 x 140	00931,10140 S-	5410439139502	50	1,51

M x l	art code	EAN	BOX	KG/ BOX
10 x 150	00931,10150 S-	5410439135849	50	1,11
12 x 45	00931,12045 S-	5410439141789	100	1,05
12 x 50	00931,12050 S-	5410439135139	100	0,98
12 x 55	00931,12055 S-	5410439138956	100	1,24
12 x 60	00931,12060 S-	5410439140331	100	0,84
12 x 70	00931,12070 S-	5410439136440	50	1,37
12 x 80	00931,12080 S-	5410439139564	50	1,89
12 x 90	00931,12090 S-	5410439134378	50	2,01
12 x 100	00931,12100 S-	5410439140898	50	1,62
12 x 110	00931,12110 S-	5410439136471	50	1,74
12 x 120	00931,12120 S-	5410439135290	50	1,18
12 x 130	00931,12130 S-	5410439142090	50	1,31
12 x 140	00931,12140 S-	5410439134859	50	0,91
12 x 150	00931,12150 S-	5410439141475	50	1,45
14 x 50	00931,14050 S-	5410439134620	50	1,90
14 x 55	00931,14055 S-	5410439141833	50	1,57
14 x 60	00931,14060 S-	5410439135054	50	1,53
14 x 70	00931,14070 S-	5410439135191	50	1,62
14 x 80	00931,14080 S-	5410439135955	50	1,71
14 x 90	00931,14090 S-	5410439139274	50	1,81
14 x 100	00931,14100 S-	5410439140904	50	1,99

A

S
steel

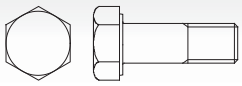

material : Steel 10.9	**materiaal :** Staal 10.9	**matière :** Acier 10.9	**Werkstoff :** Stahl 10.9
type : standard	**type :** standaard	**type :** standard	**Typ :** normalmass
surface : plain	**oppervlak :** blank	**surface :** brut	**Oberfläche :** roh

M x l	art code	EAN	BOX	KG/ BOX
14 x 110	00931,14110 S-	5410439140577	50	2,09
14 x 120	00931,14120 S-	5410439141598	50	1,69
14 x 140	00931,14140 S-	5410439142106	50	1,93
14 x 150	00931,14150 S-	5410439143134	50	1,81
16 x 55	00931,16055 S-	5410439139762	50	2,74
16 x 60	00931,16060 S-	5410439134422	50	0,97
16 x 70	00931,16070 S-	5410439134439	50	3,39
16 x 80	00931,16080 S-	5410439134446	50	1,86
16 x 90	00931,16090 S-	5410439139021	50	2,55
16 x 100	00931,16100 S-	5410439134453	50	1,97
16 x 110	00931,16110 S-	5410439139441	50	0,92
16 x 120	00931,16120 S-	5410439135832	50	1,65
16 x 130	00931,16130 S-	5410439134293	50	1,76
16 x 140	00931,16140 S-	5410439137324	50	3,10
16 x 150	00931,16150 S-	5410439135214	50	3,69

M x l	art code	EAN	BOX	KG/ BOX
20 x 70	00931,20070 S-	5410439134705	50	8,72
20 x 80	00931,20080 S-	5410439141451	25	4,76
20 x 90	00931,20090 S-	5410439136068	25	5,52
20 x 100	00931,20100 S-	5410439139779	25	6,20
20 x 110	00931,20110 S-	5410439142076	25	6,84
20 x 120	00931,20120 S-	5410439139823	25	4,44
20 x 130	00931,20130 S-	5410439139373	25	4,33
20 x 140	00931,20140 S-	5410439134712	25	10,28
20 x 150	00931,20150 S-	5410439134873	25	11,28
24 x 80	00931,24080 S-	5410439136341	25	12,28
24 x 90	00931,24090 S-	5410439134132	20	6,26
24 x 100	00931,24100 S-	5410439136464	20	3,32
24 x 110	00931,24110 S-	5410439139434	20	3,82
24 x 120	00931,24120 S-	5410439135948	20	6,17

Din 931 (09/1987) *

EN ISO 4014 (2001)**

HEXAGON HEAD BOLT

ZESKANTBOUT MET GEDEELTELIJKE DRAAD

BOULON HEXAGONAL PARTIELLEMENT FILETÉ

SECHSKANTSCHRAUBE MIT TEILGEWINDE

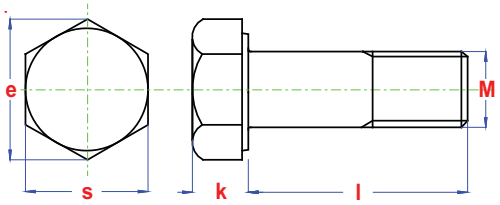

Z
zinc pl.

material : Steel 10.9	**materiaal :** Staal 10.9	**matière :** Acier 10.9	**Werkstoff :** Stahl 10.9
type : standard	**type :** standaard	**type :** standard	**Typ :** normalmass
surface : zinc plated	**oppervlak :** verzinkt	**surface :** zingué	**Oberfläche :** verzinkt

Technical properties / Technische gegevens / Données techniques / Technische Daten

M	b1 <125	b2 <200	b3 >200	e min.	k max.	s max.
M 8	22	28		14.38	5.45	13
M 10	26	32	45	18.9	6.58	17
M 12	30	36	49	21.1	7.68	19
M 14	34	40	53	24.49	8.98	22
M 16	38	44	57	26.17	10.18	24
M 20	46	52	65	32.95	12.85	30
M 24	54	60	73	39.55	15.35	36

* Cancelled since 10/1991 ** Identical unless for M10,12,14,22
* Vervallen vanaf 10/1991 ** Identiek buiten SW M10,12,14,22
* Retiré à partir de 10/1991 ** Identique sauf M10,12,14,22
* Storniert ab 10/1991 ** Identisch ausser M10,12,14,22

M x l	art code	EAN	BOX	KG/ BOX
8 x 35	00931,08035 Z-	5410439625401	200	0,84
8 x 40	00931,08040 Z-	5410439625418	200	4,22
8 x 45	00931,08045 Z-	5410439625425	200	2,55
8 x 50	00931,08050 Z-	5410439625432	200	1,62
8 x 55	00931,08055 Z-	5410439625449	200	0,93
8 x 60	00931,08060 Z-	5410439625456	200	1,89
8 x 70	00931,08070 Z-	5410439625463	200	4,32
8 x 80	00931,08080 Z-	5410439625470	200	2,18
8 x 100	00931,08100 Z-	5410439625487	100	2,91
10 x 40	00931,10040 Z-	5410439356589	100	1,72
10 x 45	00931,10045 Z-	5410439625494	100	4,76
10 x 50	00931,10050 Z-	5410439235037	100	0,98
10 x 55	00931,10055 Z-	5410439625500	100	2,29
10 x 60	00931,10060 Z-	5410439625517	100	5,68
10 x 70	00931,10070 Z-	5410439625524	100	2,80
10 x 80	00931,10080 Z-	5410439625531	100	3,00
10 x 90	00931,10090 Z-	5410439625548	50	5,43
10 x 100	00931,10100 Z-	5410439625555	50	1,07
10 x 100	00931,10110 Z-	5410439625562	50	2,09
10 x 120	00931,10120 Z-	5410439626095	50	4,66
10 x 140	00931,10140 Z-	5410439625579	50	0,82

M x l	art code	EAN	BOX	KG/ BOX
10 x 150	00931,10150 Z-	5410439625586	50	1,34
12 x 45	00931,12045 Z-	5410439625982	100	2,17
12 x 50	00931,12050 Z-	5410439625999	100	1,03
12 x 55	00931,12055 Z-	5410439626002	100	1,83
12 x 60	00931,12060 Z-	5410439626019	100	6,08
12 x 70	00931,12070 Z-	5410439626026	50	7,16
12 x 80	00931,12080 Z-	5410439626033	50	2,32
12 x 90	00931,12090 Z-	5410439626040	50	4,46
12 x 100	00931,12100 Z-	5410439626057	50	11,64
12 x 110	00931,12110 Z-	5410439626064	50	1,94
12 x 120	00931,12120 Z-	5410439626071	50	2,84
12 x 130	00931,12130 Z-	5410439625593	50	1,01
12 x 140	00931,12140 Z-	5410439625609	50	1,72
12 x 150	00931,12150 Z-	5410439626088	50	2,64
14 x 50	00931,14050 Z-	5410439625906	50	1,81
14 x 55	00931,14055 Z-	5410439625616	50	1,89
14 x 60	00931,14060 Z-	5410439625913	50	0,99
14 x 70	00931,14070 Z-	5410439625920	50	2,42
14 x 80	00931,14080 Z-	5410439625937	50	2,07
14 x 90	00931,14090 Z-	5410439625944	50	5,19
14 x 100	00931,14100 Z-	5410439625623	50	1,24

A

Z
zinc pl.

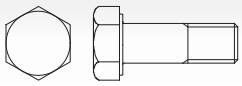

material : Steel 10.9	**materiaal :** Staal 10.9	**matière :** Acier 10.9	**Werkstoff :** Stahl 10.9
type : standard	**type :** standaard	**type :** standard	**Typ :** normalmass
surface : zinc plated	**oppervlak :** verzinkt	**surface :** zingué	**Oberfläche :** verzinkt

M x l	art code	EAN	BOX	KG/ BOX
14 x 110	00931,14110 Z-	5410439625951	50	1,06
14 x 120	00931,14120 Z-	5410439625968	50	3,93
14 x 140	00931,14140 Z-	5410439625975	50	2,04
14 x 150	00931,14150 Z-	5410439625630	50	1,94
16 x 55	00931,16055 Z-	5410439625692	50	3,72
16 x 60	00931,16060 Z-	5410439625708	50	4,93
16 x 70	00931,16070 Z-	5410439625715	50	4,93
16 x 80	00931,16080 Z-	5410439625722	50	5,74
16 x 90	00931,16090 Z-	5410439625739	50	5,70
16 x 100	00931,16100 Z-	5410439625746	50	6,85
16 x 110	00931,16110 Z-	5410439625753	50	1,72
16 x 120	00931,16120 Z-	5410439625760	50	3,14
16 x 130	00931,16130 Z-	5410439625777	50	12,76
16 x 140	00931,16140 Z-	5410439625784	50	2,30
16 x 150	00931,16150 Z-	5410439625791	50	2,44

M x l	art code	EAN	BOX	KG/ BOX
20 x 70	00931,20070 Z-	5410439625814	50	0,92
20 x 80	00931,20080 Z-	5410439625821	25	1,93
20 x 90	00931,20090 Z-	5410439625838	25	7,84
20 x 100	00931,20100 Z-	5410439625845	25	4,76
20 x 110	00931,20110 Z-	5410439625852	25	1,57
20 x 120	00931,20120 Z-	5410439625869	25	0,86
20 x 130	00931,20130 Z-	5410439625876	25	2,57
20 x 140	00931,20140 Z-	5410439625883	25	1,80
20 x 150	00931,20150 Z-	5410439625890	25	2,93
24 x 80	00931,24080 Z-	5410439625647	25	2,06
24 x 90	00931,24090 Z-	5410439625654	20	0,79
24 x 100	00931,24100 Z-	5410439625661	20	3,57
24 x 110	00931,24110 Z-	5410439625678	20	3,95
24 x 120	00931,24120 Z-	5410439625685	20	6,23

Din 931 (09/1987) *

EN ISO 4014 (2001)**

HEXAGON HEAD BOLT

ZESKANTBOUT MET GEDEELTELIJKE DRAAD

BOULON HEXAGONAL PARTIELLEMENT FILETÉ

SECHSKANTSCHRAUBE MIT TEILGEWINDE

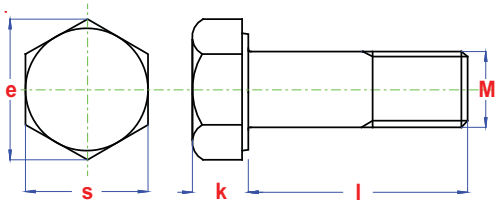

A2 inox

material : Stainless steel A2	**materiaal :** Inox A2	**matière :** Inox A2	**Werkstoff :** Edelstahl A2
type : standard	**type :** standaard	**type :** standard	**Typ :** normalmass
surface : plain	**oppervlak :** blank	**surface :** brut	**Oberfläche :** roh

Technical properties / Technische gegevens / Données techniques / Technische Daten

M	b1 <125	b2 <200	b3 >200	e min.	k max.	s max.
M 6	18	24		11.05	4.15	10
M 8	22	28		14.38	5.45	13
M 10	26	32	45	18.9	6.58	17
M 12	30	36	49	21.1	7.68	19
M 14	34	40	53	24.49	8.98	22
M 16	38	44	57	26.17	10.18	24
M 20	46	52	65	32.95	12.85	30
M 24	54	60	73	39.55	15.35	36

* Cancelled since 10/1991 ** Identical unless for M10,12,14,22
* Vervallen vanaf 10/1991 ** Identiek buiten SW M10,12,14,22
* Retiré à partir de 10/1991 ** Identique sauf M10,12,14,22
* Storniert ab 10/1991 ** Identisch ausser M10,12,14,22

M x l	art code	EAN	BOX	KG/ BOX
6 x 30	00931,06030 A2	5410439049627	200	1,30
6 x 35	00931,06035 A2	5410439049665	200	7,03
6 x 40	00931,06040 A2	5410439049702	200	1,48
6 x 45	00931,06045 A2	5410439049757	200	1,37
6 x 50	00931,06050 A2	5410439049801	200	2,83
6 x 55	00931,06055 A2	5410439049856	100	7,64
6 x 60	00931,06060 A2	5410439049887	100	1,50
6 x 65	00931,06065 A2	5410439049931	100	2,35
6 x 70	00931,06070 A2	5410439049955	100	0,91
6 x 80	00931,06080 A2	5410439102667	100	1,82
6 x 90	00931,06090 A2	5410439102674	100	3,52
6 x 100	00931,06100 A2	5410439102681	100	3,98
8 x 35	00931,08035 A2	5410439050159	100	1,62
8 x 40	00931,08040 A2	5410439050197	100	1,11
8 x 45	00931,08045 A2	5410439050241	100	4,28
8 x 50	00931,08050 A2	5410439050296	100	6,70
8 x 55	00931,08055 A2	5410439050340	100	3,98
8 x 60	00931,08060 A2	5410439050388	100	1,77
8 x 65	00931,08065 A2	5410439050432	100	3,18
8 x 70	00931,08070 A2	5410439050470	100	0,01

M x l	art code	EAN	BOX	KG/ BOX
8 x 80	00931,08080 A2	5410439050524	100	0,01
8 x 90	00931,08090 A2	5410439050579	50	2,56
8 x 100	00931,08100 A2	5410439050623	50	5,96
8 x 110	00931,08110 A2	5410439102711	50	2,49
8 x 120	00931,08120 A2	5410439102728	50	0,91
10 x 40	00931,10040 A2	5410439050784	100	11,30
10 x 45	00931,10045 A2	5410439050821	100	3,02
10 x 50	00931,10050 A2	5410439050876	50	6,47
10 x 55	00931,10055 A2	5410439050920	50	3,22
10 x 60	00931,10060 A2	5410439050968	50	12,20
10 x 65	00931,10065 A2	5410439051019	50	2,15
10 x 70	00931,10070 A2	5410439051057	50	2,40
10 x 80	00931,10080 A2	5410439051118	50	30,88
10 x 90	00931,10090 A2	5410439051163	50	2,53
10 x 100	00931,10100 A2	5410439051217	50	2,60
10 x 110	00931,10110 A2	5410439102773	50	3,83
10 x 120	00931,10120 A2	5410439102780	50	1,07
10 x 130	00931,10130 A2	5410439117296	50	8,44
10 x 140	00931,10140 A2	5410439117302	50	0,73
10 x 150	00931,10150 A2	5410439117319	50	1,50

A

A2 inox

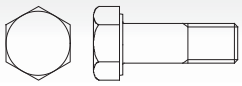

material : Stainless steel A2	**materiaal :** Inox A2	**matière :** Inox A2	**Werkstoff :** Edelstahl A2
type : standard	**type :** standaard	**type :** standard	**Typ :** normalmass
surface : plain	**oppervlak :** blank	**surface :** brut	**Oberfläche :** roh

M x l	art code	EAN	BOX	KG/ BOX
12 x 45	00931,12045 A2	5410439051385	50	
12 x 50	00931,12050 A2	5410439051422	50	6,84
12 x 55	00931,12055 A2	5410439051477	50	7,48
12 x 60	00931,12060 A2	5410439051514	50	5,45
12 x 65	00931,12065 A2	5410439051569	50	8,12
12 x 70	00931,12070 A2	5410439051606	50	36,96
12 x 80	00931,12080 A2	5410439051675	25	2,01
12 x 90	00931,12090 A2	5410439051729	25	1,17
12 x 100	00931,12100 A2	5410439051774	25	2,55
12 x 110	00931,12110 A2	5410439102834	25	8,72
12 x 120	00931,12120 A2	5410439102841	25	1,66
12 x 130	00931,12130 A2	5410439102858	25	1,41
12 x 140	00931,12140 A2	5410439102865	25	2,27
14 x 50	00931,14050 A2	5410439102940	50	6,28
14 x 60	00931,14060 A2	5410439102957	50	5,64
14 x 70	00931,14070 A2	5410439102964	50	3,57
14 x 80	00931,14080 A2	5410439102971	50	0,82
14 x 90	00931,14090 A2	5410439117326	50	10,48
14 x 100	00931,14100 A2	5410439102988	50	8,52
14 x 110	00931,14110 A2	5410439117333	25	0,45
14 x 120	00931,14120 A2	5410439117340	25	3,58
16 x 50	00931,16050 A2	5410439052283	25	2,74
16 x 55	00931,16055 A2	5410439052306	25	11,56
16 x 60	00931,16060 A2	5410439052351	25	1,24
16 x 65	00931,16065 A2	5410439052405	25	1,49
16 x 70	00931,16070 A2	5410439052450	25	1,24
16 x 80	00931,16080 A2	5410439052535	25	0,91
16 x 90	00931,16090 A2	5410439052580	25	9,40
16 x 100	00931,16100 A2	5410439052634	25	6,23

M x l	art code	EAN	BOX	KG/ BOX
16 x 110	00931,16110 A2	5410439052689	25	3,16
16 x 120	00931,16120 A2	5410439052733	25	3,32
16 x 130	00931,16130 A2	5410439103039	25	2,11
16 x 140	00931,16140 A2	5410439103046	25	3,82
16 x 150	00931,16150 A2	5410439103053	25	4,69
16 x 160	00931,16160 A2	5410439117357	25	1,55
20 x 65	00931,20065 A2	5410439053204	25	5,10
20 x 70	00931,20070 A2	5410439053235	25	6,24
20 x 80	00931,20080 A2	5410439053303	25	33,44
20 x 90	00931,20090 A2	5410439053358	25	1,86
20 x 100	00931,20100 A2	5410439053402	25	5,47
20 x 110	00931,20110 A2	5410439053457	25	6,80
20 x 120	00931,20120 A2	5410439053501	25	1,05
20 x 130	00931,20130 A2	5410439103220	25	0,84
20 x 140	00931,20140 A2	5410439103237	25	6,09
20 x 150	00931,20150 A2	5410439103244	25	1,86
20 x 160	00931,20160 A2	5410439117395	25	2,01
24 x 80	00931,24080 A2	5410439054010	20	15,76
24 x 90	00931,24090 A2	5410439054058	10	0,49
24 x 100	00931,24100 A2	5410439054096	10	13,20
24 x 110	00931,24110 A2	5410439054133	10	1,61
24 x 120	00931,24120 A2	5410439054171	10	1,46
24 x 130	00931,24130 A2	5410439103343	10	1,37
24 x 140	00931,24140 A2	5410439103350	10	14,64
24 x 150	00931,24150 A2	5410439103367	10	4,28
24 x 160	00931,24160 A2	5410439117449	10	1,43
24 x 180	00931,24180 A2	5410439117456	10	1,29
24 x 200	00931,24200 A2	5410439117463	10	1,96

Din 933 (09/1987) *

EN ISO 4017 (2001)**

HEXAGON SET SCREW WITH TOTAL THREAD

ZESKANTBOUT MET VOLLEDIGE DRAAD

VIS TETE HEXAGONALE ENTIÈREMENT FILETÉE

SECHSKANTSCHRAUBE MIT GEWINDE BIS KOPF

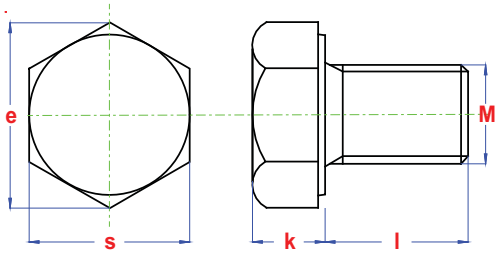

S
steel

material : Steel 8.8	**materiaal :** Staal 8.8	**matière :** Acier 8.8	**Werkstoff :** Stahl 8.8
type : standard	**type :** standaard	**type :** standard	**Typ :** normalmass
surface : plain	**oppervlak :** blank	**surface :** brut	**Oberfläche :** roh

Technical properties / Technische gegevens / Données techniques / Technische Daten

M	e min.	k max.	s max.	
M 4	7,66	2,92	7	
M 5	8,79	3,65	8	
M 6	11,05	4,15	10	
M 7	12,12	4,95	11	
M 8	14,38	5,45	13	
M 10	18,9	6,58	17	
M 12	21,1	7,68	19	
M 14	24,49	8,98	22	
M 16	26,17	10,18	24	
M 18	29,56	11,85	27	
M 20	32,95	12,85	30	
M 24	39,55	15,35	36	
M 30	50,85	19,12	46	

* Cancelled since 10/1991 ** Identical unless for M10,12,14,22
* Vervallen vanaf 10/1991 ** Identiek buiten M10,12,14,22
* Retiré à partir de 10/1991 ** Identique sauf M10,12,14,22
* Storniert ab 10/1991 * Identisch ausser M10,12,14,22

M x l	art code	EAN	BOX	KG/ BOX
4 x 8	00933,04008 S	5410439054898	500	15,92
4 x 10	00933,04010 S	5410439054928	500	0,32
4 x 12	00933,04012 S	5410439054959	500	0,44
4 x 16	00933,04016 S	5410439054980	500	0,52
4 x 20	00933,04020 S	5410439055017	500	1,16
4 x 25	00933,04025 S	5410439055048	500	1,40
4 x 30	00933,04030 S	5410439055079	500	0,32
4 x 35	00933,04035 S	5410439103817	500	0,56
4 x 40	00933,04040 S	5410439103848	500	0,72
5 x 10	00933,05010 S	5410439055161	200	11,48
5 x 12	00933,05012 S	5410439055215	200	2,32
5 x 16	00933,05016 S	5410439055260	200	1,78
5 x 20	00933,05020 S	5410439055314	200	1,46
5 x 25	00933,05025 S	5410439055369	200	1,08
5 x 30	00933,05030 S	5410439055413	200	0,71
5 x 35	00933,05035 S	5410439055451	200	4,00

M x l	art code	EAN	BOX	KG/ BOX
5 x 40	00933,05040 S	5410439055505	200	2,64
6 x 10	00933,06010 S	5410439055628	200	5,48
6 x 12	00933,06012 S	5410439055673	200	1,75
6 x 16	00933,06016 S	5410439055734	200	3,40
6 x 20	00933,06020 S	5410439055796	200	2,50
6 x 25	00933,06025 S	5410439055857	200	0,88
6 x 30	00933,06030 S	5410439055918	200	2,00
6 x 35	00933,06035 S	5410439055963	200	0,65
6 x 40	00933,06040 S	5410439056021	200	1,16
6 x 45	00933,06045 S	5410439056045	200	4,00
6 x 50	00933,06050 S	5410439056106	200	3,00
6 x 60	00933,06060 S	5410439117746	200	1,26
7 x 16	00933,07016 S	5410439117814	200	2,25
7 x 20	00933,07020 S	5410439117821	200	5,50
7 x 25	00933,07025 S	5410439117838	200	6,75
7 x 30	00933,07030 S	5410439117845	200	2,99

A

S
steel

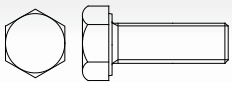

material : Steel 8.8	**materiaal :** Staal 8.8	**matière :** Acier 8.8	**Werkstoff :** Stahl 8.8
type : standard	**type :** standaard	**type :** standard	**Typ :** normalmass
surface : plain	**oppervlak :** blank	**surface :** brut	**Oberfläche :** roh

M x l	art code	EAN	BOX	KG/ BOX
7 x 35	00933,07035 S	5410439117852	200	5,00
7 x 40	00933,07040 S	5410439117869	200	8,50
8 x 12	00933,08012 S	5410439056212	200	2,24
8 x 16	00933,08016 S	5410439056274	200	0,72
8 x 20	00933,08020 S	5410439056335	200	5,28
8 x 25	00933,08025 S	5410439056380	200	1,59
8 x 30	00933,08030 S	5410439056441	200	4,16
8 x 35	00933,08035 S	5410439056496	200	3,25
8 x 40	00933,08040 S	5410439056557	200	0,82
8 x 45	00933,08045 S	5410439056595	200	5,25
8 x 50	00933,08050 S	5410439056656	200	4,75
8 x 55	00933,08055 S	5410439056694	200	3,75
8 x 60	00933,08060 S	5410439056748	200	1,55
8 x 65	00933,08065 S	5410439103916	200	5,75
8 x 70	00933,08070 S	5410439056809	200	2,00
8 x 80	00933,08080 S	5410439056847	200	0,80
8 x 100	00933,08100 S	5410439103947	100	1,30
10 x 16	00933,10016 S	5410439056939	200	3,28
10 x 20	00933,10020 S	5410439056991	200	2,77
10 x 25	00933,10025 S	5410439057042	200	2,24
10 x 30	00933,10030 S	5410439057103	200	1,88
10 x 35	00933,10035 S	5410439057158	200	4,64
10 x 40	00933,10040 S	5410439057219	100	1,76
10 x 45	00933,10045 S	5410439057257	100	12,00
10 x 50	00933,10050 S	5410439057318	100	2,48
10 x 55	00933,10055 S	5410439057356	100	4,50
10 x 60	00933,10060 S	5410439057400	100	0,64
10 x 65	00933,10065 S	5410439103985	100	1,01
10 x 70	00933,10070 S	5410439057455	100	2,25
10 x 80	00933,10080 S	5410439057509	100	1,08
10 x 90	00933,10090 S	5410439057530	100	1,84
10 x 100	00933,10100 S	5410439057561	50	1,62
12 x 16	00933,12016 S	5410439057585	200	1,60
12 x 20	00933,12020 S	5410439057622	200	1,36
12 x 25	00933,12025 S	5410439057677	100	4,48
12 x 30	00933,12030 S	5410439057721	100	4,48
12 x 35	00933,12035 S	5410439057776	100	3,52
12 x 40	00933,12040 S	5410439057837	100	4,80
12 x 45	00933,12045 S	5410439057875	100	0,51
12 x 50	00933,12050 S	5410439057929	100	3,25
12 x 55	00933,12055 S	5410439057967	100	1,32
12 x 60	00933,12060 S	5410439058018	100	2,08
12 x 65	00933,12065 S	5410439104036	50	0,52

M x l	art code	EAN	BOX	KG/ BOX
12 x 70	00933,12070 S	5410439058063	50	19,48
12 x 80	00933,12080 S	5410439058117	50	2,74
12 x 90	00933,12090 S	5410439058148	50	3,76
12 x 100	00933,12100 S	5410439058179	50	1,14
14 x 20	00933,14020 S	5410439058193	100	18,00
14 x 25	00933,14025 S	5410439058223	100	4,24
14 x 30	00933,14030 S	5410439058261	100	5,28
14 x 35	00933,14035 S	5410439058308	100	3,50
14 x 40	00933,14040 S	5410439058346	100	1,08
14 x 45	00933,14045 S	5410439058384	50	1,64
14 x 50	00933,14050 S	5410439058421	50	2,50
14 x 55	00933,14055 S	5410439058469	50	1,06
14 x 60	00933,14060 S	5410439058506	50	1,17
14 x 70	00933,14070 S	5410439058551	50	2,68
14 x 80	00933,14080 S	5410439058599	50	12,50
14 x 90	00933,14090 S	5410439104081	50	2,00
14 x 100	00933,14100 S	5410439104104	25	2,25
16 x 25	00933,16025 S	5410439058650	100	3,36
16 x 30	00933,16030 S	5410439058698	50	2,88
16 x 35	00933,16035 S	5410439058735	50	4,00
16 x 40	00933,16040 S	5410439058773	50	9,92
16 x 45	00933,16045 S	5410439058810	50	10,50
16 x 50	00933,16050 S	5410439058858	50	5,44
16 x 55	00933,16055 S	5410439058896	50	1,84
16 x 60	00933,16060 S	5410439058933	50	0,76
16 x 65	00933,16065 S	5410439058964	25	6,04
16 x 70	00933,16070 S	5410439059008	25	26,24
16 x 80	00933,16080 S	5410439059046	25	5,32
16 x 90	00933,16090 S	5410439059077	25	0,40
16 x 100	00933,16100 S	5410439059107	25	4,16
16 x 110	00933,16110 S	5410439304658	25	6,24
16 x 120	00933,16120 S	5410439104142	25	7,24
16 x 130	00933,16130 S	5410439104159	25	8,48
16 x 140	00933,16140 S	5410439104166	25	3,24
16 x 150	00933,16150 S	5410439104173	25	9,48
18 x 30	00933,18030 S	5410439104180	50	4,75
18 x 35	00933,18035 S	5410439104203	50	12,50
18 x 40	00933,18040 S	5410439059145	50	7,28
18 x 45	00933,18045 S	5410439059169	50	2,12
18 x 50	00933,18050 S	5410439059183	50	4,75
18 x 60	00933,18060 S	5410439059206	50	3,52
18 x 70	00933,18070 S	5410439059220	25	1,68
18 x 80	00933,18080 S	5410439059244	25	2,76

S
steel

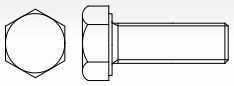

A

material : Steel 8.8	**materiaal :** Staal 8.8	**matière :** Acier 8.8	**Werkstoff :** Stahl 8.8
type : standard	**type :** standaard	**type :** standard	**Typ :** normalmass
surface : plain	**oppervlak :** blank	**surface :** brut	**Oberfläche :** roh

M x l	art code	EAN	BOX	KG/ BOX
20 x 30	00933,20030 S	5410439059275	25	2,31
20 x 35	00933,20035 S	5410439059305	25	16,00
20 x 40	00933,20040 S	5410439059343	25	1,44
20 x 45	00933,20045 S	5410439059381	25	2,12
20 x 50	00933,20050 S	5410439059428	25	2,37
20 x 55	00933,20055 S	5410439059466	25	1,96
20 x 60	00933,20060 S	5410439059503	25	1,87
20 x 65	00933,20065 S	5410439059534	25	0,53
20 x 70	00933,20070 S	5410439059572	25	3,03
20 x 80	00933,20080 S	5410439059619	25	2,80
20 x 90	00933,20090 S	5410439059640	25	0,65
20 x 100	00933,20100 S	5410439059671	25	0,92
20 x 110	00933,20110 S	5410439059695	25	1,16
20 x 120	00933,20120 S	5410439059718	25	5,92
24 x 40	00933,24040 S	5410439059831	25	12,12
24 x 45	00933,24045 S	5410439059855	25	13,56
24 x 50	00933,24050 S	5410439059886	25	16,44
24 x 55	00933,24055 S	5410439059916	25	1,54
24 x 60	00933,24060 S	5410439059947	25	1,68

M x l	art code	EAN	BOX	KG/ BOX
24 x 65	00933,24065 S	5410439059978	25	3,40
24 x 70	00933,24070 S	5410439060004	25	1,01
24 x 80	00933,24080 S	5410439060035	20	2,64
24 x 90	00933,24090 S	5410439060066	20	3,39
24 x 100	00933,24100 S	5410439060097	20	1,19
24 x 110	00933,24110 S	5410439060110	20	0,56
24 x 120	00933,24120 S	5410439060134	20	1,89
30 x 50	00933,30050 S	5410439118033	25	1,80
30 x 60	00933,30060 S	5410439060295	25	2,16
30 x 70	00933,30070 S	5410439060318	25	0,57
30 x 80	00933,30080 S	5410439060332	20	1,59
30 x 90	00933,30090 S	5410439060356	20	6,08
30 x 100	00933,30100 S	5410439060370	15	1,40
30 x 110	00933,30110 S	5410439060394	15	3,00
30 x 120	00933,30120 S	5410439060417	15	3,32
30 x 130	00933,30130 S	5410439188487	15	1,36
30 x 140	00933,30140 S	5410439108287	10	1,60
30 x 150	00933,30150 S	5410439188494	10	1,00

A

Din 933 (09/1987) *

EN ISO 4017 (2001)**

HEXAGON SET SCREW WITH TOTAL THREAD

ZESKANTBOUT MET VOLLEDIGE DRAAD

VIS TETE HEXAGONALE ENTIÈREMENT FILETÉE

SECHSKANTSCHRAUBE MIT GEWINDE BIS KOPF

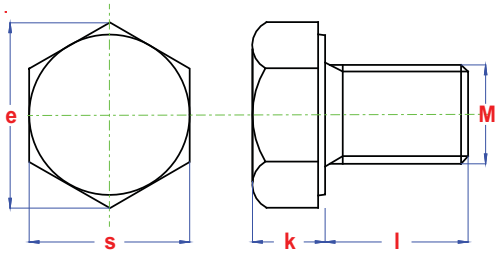

Z
zinc pl.

material : Steel 8.8	**materiaal :** Staal 8.8	**matière :** Acier 8.8	**Werkstoff :** Stahl 8.8
type : standard	**type :** standaard	**type :** standard	**Typ :** normalmass
surface : zinc plated	**oppervlak :** verzinkt	**surface :** zingué	**Oberfläche :** verzinkt

Technical properties / Technische gegevens / Données techniques / Technische Daten

M	e min.	k max.	s max.	
M 3	6,01	2,12	5,5	
M 4	7,66	2,92	7	
M 5	8,79	3,65	8	
M 6	11,05	4,15	10	
M 7	12,12	4,95	11	
M 8	14,38	5,45	13	
M 10	18,9	6,58	17	
M 12	21,1	7,68	19	
M 14	24,49	8,98	22	
M 16	26,17	10,18	24	
M 18	29,56	11,85	27	
M 20	32,95	12,85	30	
M 22	35,03	14,35	32	
M 24	39,55	15,35	36	
M 27	45,2	17,35	41	
M 30	50,85	19,12	46	

* Cancelled since 10/1991 ** Identical unless for M10,12,14,22
* Vervallen vanaf 10/1991 ** Identiek buiten M10,12,14,22
* Retiré à partir de 10/1991 ** Identique sauf M10,12,14,22
* Storniert ab 10/1991 * Identisch ausser M10,12,14,22

M x l	art code	EAN	BOX	KG/ BOX
3 x 8	00933,03008 Z	5410439103398	500	1,16
3 x 10	00933,03010 Z	5410439103404	500	1,91
3 x 12	00933,03012 Z	5410439103411	500	2,03
3 x 16	00933,03016 Z	5410439305631	500	2,11
3 x 20	00933,03020 Z	5410439103428	500	2,46
3 x 25	00933,03025 Z	5410439103435	500	2,52
3 x 30	00933,03030 Z	5410439305310	500	2,69
4 x 8	00933,04008 Z	5410439054904	500	12,00
4 x 10	00933,04010 Z	5410439054935	500	20,00
4 x 12	00933,04012 Z	5410439054966	500	18,25
4 x 16	00933,04016 Z	5410439054997	500	9,25
4 x 20	00933,04020 Z	5410439055024	500	1,35
4 x 25	00933,04025 Z	5410439055055	500	3,80

M x l	art code	EAN	BOX	KG/ BOX
4 x 30	00933,04030 Z	5410439055086	500	5,50
4 x 35	00933,04035 Z	5410439103824	500	1,06
4 x 40	00933,04040 Z	5410439103855	500	2,73
4 x 45	00933,04045 Z	5410439151627	500	2,13
4 x 50	00933,04050 Z	5410439307550	500	8,75
5 x 8	00933,05008 Z	5410439055123	500	6,44
5 x 10	00933,05010 Z	5410439055178	200	0,44
5 x 12	00933,05012 Z	5410439055222	200	1,91
5 x 16	00933,05016 Z	5410439055277	200	10,28
5 x 20	00933,05020 Z	5410439055321	200	1,56
5 x 25	00933,05025 Z	5410439055376	200	4,72
5 x 30	00933,05030 Z	5410439055420	200	5,20
5 x 35	00933,05035 Z	5410439055468	200	7,96

Z
zinc pl.

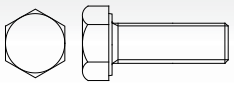

A

material : Steel 8.8	**materiaal :** Staal 8.8	**matière :** Acier 8.8	**Werkstoff :** Stahl 8.8
type : standard	**type :** standaard	**type :** standard	**Typ :** normalmass
surface : zinc plated	**oppervlak :** verzinkt	**surface :** zingué	**Oberfläche :** verzinkt

M x l	art code	EAN	BOX	KG/ BOX
5 x 40	00933,05040 Z	5410439055512	200	2,10
5 x 45	00933,05045 Z	5410439101387	200	3,21
5 x 50	00933,05050 Z	5410439305174	200	1,94
5 x 60	00933,05060 Z	5410439305495	200	13,25
5 x 70	00933,05070 Z	5410439123952	200	3,11
5 x 80	00933,05080 Z	5410439111935	200	6,34
6 x 8	00933,06008 Z	5410439055574	200	3,50
6 x 10	00933,06010 Z	5410439055635	200	3,75
6 x 12	00933,06012 Z	5410439055680	200	4,72
6 x 16	00933,06016 Z	5410439055741	200	5,32
6 x 20	00933,06020 Z	5410439055802	200	5,88
6 x 25	00933,06025 Z	5410439055864	200	6,52
6 x 30	00933,06030 Z	5410439055925	200	7,04
6 x 35	00933,06035 Z	5410439055970	200	8,25
6 x 40	00933,06040 Z	5410439056038	200	7,50
6 x 45	00933,06045 Z	5410439056052	200	2,17
6 x 50	00933,06050 Z	5410439056113	200	9,16
6 x 55	00933,06055 Z	5410439111942	200	4,34
6 x 60	00933,06060 Z	5410439094221	200	9,88
6 x 65	00933,06065 Z	5410439101394	200	2,45
6 x 70	00933,06070 Z	5410439094214	200	10,92
6 x 80	00933,06080 Z	5410439094207	200	4,53
6 x 90	00933,06090 Z	5410439104814	100	7,00
6 x 100	00933,06100 Z	5410439104807	100	11,00
6 x 110	00933,06110 Z	5410439181730	100	2,89
6 x 120	00933,06120 Z	5410439205610	100	1,70
6 x 130	00933,06130 Z	5410439111959	100	3,85
7 x 16	00933,07016 Z	5410439118316	200	4,86
7 x 20	00933,07020 Z	5410439118323	200	6,90
7 x 25	00933,07025 Z	5410439118330	200	4,72
7 x 30	00933,07030 Z	5410439118347	200	9,96
7 x 35	00933,07035 Z	5410439118354	200	3,92
7 x 40	00933,07040 Z	5410439118361	200	10,16
7 x 45	00933,07045 Z	5410439186322	200	1,78
7 x 50	00933,07050 Z	5410439118378	200	1,52
8 x 10	00933,08010 Z	5410439056182	200	5,44
8 x 12	00933,08012 Z	5410439056229	200	2,13
8 x 16	00933,08016 Z	5410439056281	200	8,20
8 x 20	00933,08020 Z	5410439056342	200	9,16
8 x 25	00933,08025 Z	5410439056397	200	10,76
8 x 30	00933,08030 Z	5410439056458	200	11,08
8 x 35	00933,08035 Z	5410439056502	200	10,75
8 x 40	00933,08040 Z	5410439056564	200	13,20

M x l	art code	EAN	BOX	KG/ BOX
8 x 45	00933,08045 Z	5410439056601	200	12,40
8 x 50	00933,08050 Z	5410439056663	200	4,10
8 x 55	00933,08055 Z	5410439056700	200	14,25
8 x 60	00933,08060 Z	5410439056755	200	4,08
8 x 65	00933,08065 Z	5410439100311	200	5,12
8 x 70	00933,08070 Z	5410439056816	200	0,51
8 x 80	00933,08080 Z	5410439056854	200	2,25
8 x 90	00933,08090 Z	5410439056861	100	12,04
8 x 100	00933,08100 Z	5410439056878	100	8,84
8 x 110	00933,08110 Z	5410439100335	100	1,82
8 x 120	00933,08120 Z	5410439103978	100	3,58
8 x 130	00933,08130 Z	5410439118385	100	1,26
8 x 140	00933,08140 Z	5410439186353	100	4,34
8 x 150	00933,08150 Z	5410439111966	50	4,89
8 x 160	00933,08160 Z	5410439186360	50	5,89
8 x 200	00933,08200 Z	5410439111973	50	2,25
10 x 12	00933,10012 Z	5410439056892	200	4,68
10 x 16	00933,10016 Z	5410439056946	200	1,17
10 x 20	00933,10020 Z	5410439057004	200	4,50
10 x 25	00933,10025 Z	5410439057059	200	6,10
10 x 30	00933,10030 Z	5410439057110	200	6,50
10 x 35	00933,10035 Z	5410439057165	200	9,56
10 x 40	00933,10040 Z	5410439057226	100	3,70
10 x 45	00933,10045 Z	5410439057264	100	4,36
10 x 50	00933,10050 Z	5410439057325	100	3,96
10 x 55	00933,10055 Z	5410439057363	100	8,72
10 x 60	00933,10060 Z	5410439057417	100	2,38
10 x 65	00933,10065 Z	5410439100342	100	2,24
10 x 70	00933,10070 Z	5410439057462	100	5,88
10 x 75	00933,10075 Z	5410439100359	100	9,75
10 x 80	00933,10080 Z	5410439057516	100	3,88
10 x 90	00933,10090 Z	5410439057547	100	4,03
10 x 100	00933,10100 Z	5410439057578	50	1,39
10 x 110	00933,10110 Z	5410439100366	50	6,25
10 x 120	00933,10120 Z	5410439104029	50	1,62
10 x 130	00933,10130 Z	5410439111287	50	7,25
10 x 140	00933,10140 Z	5410439111294	50	1,64
10 x 150	00933,10150 Z	5410439111546	50	3,50
10 x 160	00933,10160 Z	5410439219518	50	3,98
10 x 200	00933,10200 Z	5410439425711	50	5,36
12 x 16	00933,12016 Z	5410439057592	200	2,44
12 x 20	00933,12020 Z	5410439057639	200	2,09
12 x 25	00933,12025 Z	5410439057684	100	4,90

A

Z
zinc pl.

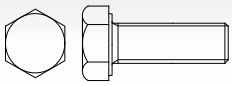

material : Steel 8.8	**materiaal :** Staal 8.8	**matière :** Acier 8.8	**Werkstoff :** Stahl 8.8
type : standard	**type :** standaard	**type :** standard	**Typ :** normalmass
surface : zinc plated	**oppervlak :** verzinkt	**surface :** zingué	**Oberfläche :** verzinkt

M x l	art code	EAN	BOX	KG/ BOX
12 x 30	00933,12030 Z	5410439057738	100	5,02
12 x 35	00933,12035 Z	5410439057783	100	0,94
12 x 40	00933,12040 Z	5410439057844	100	5,70
12 x 45	00933,12045 Z	5410439057882	100	10,50
12 x 50	00933,12050 Z	5410439057936	100	3,61
12 x 55	00933,12055 Z	5410439057974	100	9,88
12 x 60	00933,12060 Z	5410439058025	100	4,20
12 x 65	00933,12065 Z	5410439100373	50	2,86
12 x 70	00933,12070 Z	5410439058070	50	1,66
12 x 75	00933,12075 Z	5410439100380	50	12,64
12 x 80	00933,12080 Z	5410439058124	50	4,34
12 x 90	00933,12090 Z	5410439058155	50	3,01
12 x 100	00933,12100 Z	5410439058186	50	3,96
12 x 110	00933,12110 Z	5410439100397	50	0,39
12 x 120	00933,12120 Z	5410439094238	50	1,44
12 x 130	00933,12130 Z	5410439111553	50	3,56
12 x 140	00933,12140 Z	5410439111560	50	4,72
12 x 150	00933,12150 Z	5410439111577	50	12,00
12 x 160	00933,12160 Z	5410439203524	25	13,00
12 x 180	00933,12180 Z	5410439111997	25	14,32
12 x 200	00933,12200 Z	5410439163064	25	6,85
14 x 20	00933,14020 Z	5410439058209	100	0,54
14 x 25	00933,14025 Z	5410439058230	100	5,75
14 x 30	00933,14030 Z	5410439058278	100	5,06
14 x 35	00933,14035 Z	5410439058315	100	6,14
14 x 40	00933,14040 Z	5410439058353	100	1,98
14 x 45	00933,14045 Z	5410439058391	50	6,10
14 x 50	00933,14050 Z	5410439058438	50	4,16
14 x 55	00933,14055 Z	5410439058476	50	6,36
14 x 60	00933,14060 Z	5410439058513	50	6,22
14 x 65	00933,14065 Z	5410439181723	50	2,25
14 x 70	00933,14070 Z	5410439058568	50	6,25
14 x 75	00933,14075 Z	5410439107143	50	2,56
14 x 80	00933,14080 Z	5410439058605	50	9,64
14 x 90	00933,14090 Z	5410439104098	50	6,93
14 x 100	00933,14100 Z	5410439104111	25	8,04
14 x 110	00933,14110 Z	5410439186407	25	1,20
14 x 120	00933,14120 Z	5410439111584	25	2,70
14 x 130	00933,14130 Z	5410439380744	25	11,56
14 x 140	00933,14140 Z	5410439112024	25	3,00
16 x 20	00933,16020 Z	5410439058636	100	3,25
16 x 25	00933,16025 Z	5410439058667	100	3,59
16 x 30	00933,16030 Z	5410439058704	50	1,10

M x l	art code	EAN	BOX	KG/ BOX
16 x 35	00933,16035 Z	5410439058742	50	4,25
16 x 40	00933,16040 Z	5410439104128	50	2,25
16 x 45	00933,16045 Z	5410439058827	50	2,50
16 x 50	00933,16050 Z	5410439058865	50	5,21
16 x 55	00933,16055 Z	5410439058902	50	2,64
16 x 60	00933,16060 Z	5410439058940	50	5,15
16 x 65	00933,16065 Z	5410439058971	25	15,75
16 x 70	00933,16070 Z	5410439059015	25	5,70
16 x 75	00933,16075 Z	5410439118392	25	11,08
16 x 80	00933,16080 Z	5410439059053	25	12,50
16 x 90	00933,16090 Z	5410439059084	25	2,29
16 x 100	00933,16100 Z	5410439059114	25	3,24
16 x 110	00933,16110 Z	5410439059121	25	6,00
16 x 120	00933,16120 Z	5410439059138	25	1,08
16 x 130	00933,16130 Z	5410439112031	25	5,13
16 x 140	00933,16140 Z	5410439112048	25	3,00
16 x 150	00933,16150 Z	5410439160711	25	4,25
16 x 160	00933,16160 Z	5410439169349	20	6,38
16 x 180	00933,16180 Z	5410439203289	25	1,86
16 x 200	00933,16200 Z	5410439186421	25	2,45
18 x 30	00933,18030 Z	5410439104197	50	8,88
18 x 35	00933,18035 Z	5410439104210	50	3,26
18 x 40	00933,18040 Z	5410439059152	50	4,75
18 x 45	00933,18045 Z	5410439059176	50	6,88
18 x 50	00933,18050 Z	5410439059190	50	1,88
18 x 55	00933,18055 Z	5410439181709	25	9,16
18 x 60	00933,18060 Z	5410439059213	50	5,16
18 x 70	00933,18070 Z	5410439059237	25	8,00
18 x 80	00933,18080 Z	5410439059251	25	5,70
18 x 90	00933,18090 Z	5410439118408	20	3,92
18 x 100	00933,18100 Z	5410439118415	25	4,15
20 x 30	00933,20030 Z	5410439059282	25	0,39
20 x 35	00933,20035 Z	5410439059312	25	2,27
20 x 40	00933,20040 Z	5410439059350	25	1,88
20 x 45	00933,20045 Z	5410439059398	25	1,98
20 x 50	00933,20050 Z	5410439059435	25	1,69
20 x 55	00933,20055 Z	5410439059473	25	2,06
20 x 60	00933,20060 Z	5410439059510	25	0,44
20 x 65	00933,20065 Z	5410439059541	25	0,51
20 x 70	00933,20070 Z	5410439059589	25	0,62
20 x 75	00933,20075 Z	5410439118422	25	0,92
20 x 80	00933,20080 Z	5410439059626	25	8,00
20 x 90	00933,20090 Z	5410439059657	25	2,76

Z
zinc pl.

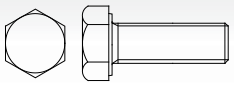

A

material : Steel 8.8	**materiaal :** Staal 8.8	**matière :** Acier 8.8	**Werkstoff :** Stahl 8.8
type : standard	**type :** standaard	**type :** standard	**Typ :** normalmass
surface : zinc plated	**oppervlak :** verzinkt	**surface :** zingué	**Oberfläche :** verzinkt

M x l	art code	EAN	BOX	KG/ BOX
20 x 100	00933,20100 Z	5410439059688	25	4,50
20 x 110	00933,20110 Z	5410439059701	25	11,00
20 x 120	00933,20120 Z	5410439059725	25	4,50
20 x 130	00933,20130 Z	5410439163071	25	3,75
20 x 140	00933,20140 Z	5410439163088	25	0,54
20 x 150	00933,20150 Z	5410439112079	25	4,25
20 x 160	00933,20160 Z	5410439169998	25	5,75
20 x 180	00933,20180 Z	5410439112086	10	6,50
20 x 200	00933,20200 Z	5410439403832	10	9,25
22 x 40	00933,22040 Z	5410439059749	25	4,51
22 x 45	00933,22045 Z	5410439427999	25	6,00
22 x 50	00933,22050 Z	5410439059763	25	7,56
22 x 55	00933,22055 Z	5410439186476	25	4,20
22 x 60	00933,22060 Z	5410439059787	25	1,75
22 x 65	00933,22065 Z	5410439186483	25	3,02
22 x 70	00933,22070 Z	5410439059800	25	3,01
22 x 80	00933,22080 Z	5410439059824	25	2,00
22 x 90	00933,22090 Z	5410439111591	25	5,25
22 x 100	00933,22100 Z	5410439111607	25	7,12
24 x 40	00933,24040 Z	5410439059848	25	7,75
24 x 45	00933,24045 Z	5410439059862	25	2,88
24 x 50	00933,24050 Z	5410439059893	25	8,25
24 x 55	00933,24055 Z	5410439059923	25	12,00
24 x 60	00933,24060 Z	5410439059954	25	14,50
24 x 65	00933,24065 Z	5410439059985	25	2,56
24 x 70	00933,24070 Z	5410439060011	25	3,16
24 x 75	00933,24075 Z	5410439112093	25	4,50
24 x 80	00933,24080 Z	5410439060042	20	0,47
24 x 90	00933,24090 Z	5410439060073	20	3,52

M x l	art code	EAN	BOX	KG/ BOX
24 x 100	00933,24100 Z	5410439060103	20	14,25
24 x 110	00933,24110 Z	5410439060127	20	1,51
24 x 120	00933,24120 Z	5410439060141	20	7,60
24 x 130	00933,24130 Z	5410439111249	20	11,50
24 x 140	00933,24140 Z	5410439111256	20	12,75
24 x 150	00933,24150 Z	5410439370585	20	1,28
24 x 160	00933,24160 Z	5410439419222	20	9,75
24 x 180	00933,24180 Z	5410439419239	20	2,24
24 x 200	00933,24200 Z	5410439419246	10	10,75
27 x 50	00933,27050 Z	5410439112109	25	2,28
27 x 55	00933,27055 Z	5410439124430	25	2,44
27 x 60	00933,27060 Z	5410439060165	25	15,75
27 x 65	00933,27065 Z	5410439124447	25	2,69
27 x 70	00933,27070 Z	5410439060189	25	9,25
27 x 80	00933,27080 Z	5410439060202	25	18,00
27 x 90	00933,27090 Z	5410439060226	25	1,89
27 x 100	00933,27100 Z	5410439060240	10	20,25
27 x 110	00933,27110 Z	5410439060264	10	2,02
27 x 120	00933,27120 Z	5410439060288	10	2,14
27 x 130	00933,27130 Z	5410439112116	10	3,02
30 x 50	00933,30050 Z	5410439112123	25	3,45
30 x 55	00933,30055 Z	5410439151634	25	6,48
30 x 60	00933,30060 Z	5410439060301	25	3,80
30 x 70	00933,30070 Z	5410439060325	25	4,24
30 x 80	00933,30080 Z	5410439060349	20	4,64
30 x 90	00933,30090 Z	5410439060363	20	5,08
30 x 100	00933,30100 Z	5410439060387	15	5,48
30 x 110	00933,30110 Z	5410439060400	15	6,16
30 x 120	00933,30120 Z	5410439060424	15	0,47

A

Din 933 (09/1987) *

EN ISO 4017 (2001)**

HEXAGON SET SCREW WITH TOTAL THREAD

ZESKANTBOUT MET VOLLEDIGE DRAAD

VIS TETE HEXAGONALE ENTIÈREMENT FILETÉE

SECHSKANTSCHRAUBE MIT GEWINDE BIS KOPF

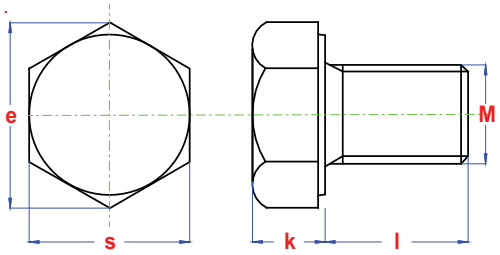

VV hdg

material : Steel 8.8	**materiaal :** Staal 8.8	**matière :** Acier 8.8	**Werkstoff :** Stahl 8.8
type : oversized	**type :** overmaats	**type :** surdimensionné	**Typ :** Übermass
surface : hot dipped galvanised	**oppervlak :** vuurverzinkt	**surface :** galv.à chaud	**Oberfläche :** feuerverzinkt

Technical properties / Technische gegevens / Données techniques / Technische Daten

M	e min.	k max.	s max.	
M 12	21,1	7,68	19	
M 16	26,17	10,18	24	
M 20	32,95	12,85	30	

* Cancelled since 10/1991 ** Identical unless for M10,12,14,22
* Vervallen vanaf 10/1991 ** Identiek buiten M10,12,14,22
* Retiré à partir de 10/1991 ** Identique sauf M10,12,14,22
* Storniert ab 10/1991 * Identisch ausser M10,12,14,22

M x l	art code	EAN	BOX	KG/ BOX
12 x 30	00933,12030 VZ	5410439157353	200	0,64
12 x 35	00933,12035 VZ	5410439157537	200	1,40
12 x 40	00933,12040 VZ	5410439157544	100	2,44
12 x 45	00933,12045 VZ	5410439157551	100	2,60
12 x 50	00933,12050 VZ	5410439167802	100	2,84
16 x 40	00933,16040 VZ	5410439157315	50	2,08
16 x 45	00933,16045 VZ	5410439185714	50	1,60
16 x 50	00933,16050 VZ	5410439157360	50	2,36
16 x 55	00933,16055 VZ	5410439185721	50	0,56
16 x 60	00933,16060 VZ	5410439157582	50	4,96
16 x 65	00933,16065 VZ	5410439332293	50	0,64

M x l	art code	EAN	BOX	KG/ BOX
16 x 70	00933,16070 VZ	5410439309790	50	0,76
16 x 80	00933,16080 VZ	5410439380942	50	0,56
16 x 90	00933,16090 VZ	5410439188371	50	0,92
16 x 100	00933,16100 VZ	5410439372060	50	2,80
20 x 40	00933,20040 VZ	5410439309806	50	3,08
20 x 45	00933,20045 VZ	5410439185738	50	1,24
20 x 50	00933,20050 VZ	5410439168434	25	1,84
20 x 55	00933,20055 VZ	5410439185745	50	1,00
20 x 60	00933,20060 VZ	5410439157599	25	0,28
20 x 70	00933,20070 VZ	5410439157377	25	1,40
20 x 80	00933,20080 VZ	5410439332378	25	0,68

Din 933 (09/1987) *

EN ISO 4017 (2001)**

HEXAGON SET SCREW WITH TOTAL THREAD

ZESKANTBOUT MET VOLLEDIGE DRAAD

VIS TETE HEXAGONALE ENTIÈREMENT FILETÉE

SECHSKANTSCHRAUBE MIT GEWINDE BIS KOPF

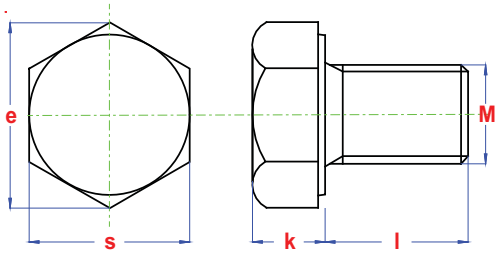

S
steel

material : Steel 10.9	**materiaal :** Staal 10.9	**matière :** Acier 10.9	**Werkstoff :** Stahl 10.9
type : standard	**type :** standaard	**type :** standard	**Typ :** normalmass
surface : plain	**oppervlak :** blank	**surface :** brut	**Oberfläche :** roh

Technical properties / Technische gegevens / Données techniques / Technische Daten

M	e min.	k max.	s max.	
M 8	14,38	5,45	13	
M 10	18,9	6,58	17	
M 12	21,1	7,68	19	
M 16	26,17	10,18	24	
M 20	32,95	12,85	30	

* Cancelled since 10/1991 ** Identical unless for M10,12,14,22
* Vervallen vanaf 10/1991 ** Identiek buiten M10,12,14,22
* Retiré à partir de 10/1991 ** Identique sauf M10,12,14,22
* Storniert ab 10/1991 * Identisch ausser M10,12,14,22

M x l	art code	EAN	BOX	KG/ BOX
8 x 16	00933,08016 S-	5410439188067	200	2,60
8 x 20	00933,08020 S-	5410439135146	200	2,44
8 x 25	00933,08025 S-	5410439134149	200	2,85
8 x 30	00933,08030 S-	5410439134880	200	3,02
8 x 35	00933,08035 S-	5410439135689	200	3,47
8 x 40	00933,08040 S-	5410439135696	200	3,27
8 x 50	00933,08050 S-	5410439135702	200	3,77
10 x 25	00933,10025 S-	5410439134699	200	3,83
10 x 30	00933,10030 S-	5410439135535	200	4,25
10 x 35	00933,10035 S-	5410439135542	200	2,19
10 x 40	00933,10040 S-	5410439134613	100	4,70
10 x 50	00933,10050 S-	5410439135658	100	5,05
10 x 60	00933,10060 S-	5410439135719	100	3,00
12 x 30	00933,12030 S-	5410439134064	100	2,79

M x l	art code	EAN	BOX	KG/ BOX
12 x 35	00933,12035 S-	5410439133395	100	3,31
12 x 40	00933,12040 S-	5410439135559	100	5,45
12 x 50	00933,12050 S-	5410439135726	100	1,45
12 x 60	00933,12060 S-	5410439135733	100	5,80
16 x 40	00933,16040 S-	5410439134323	50	1,56
16 x 50	00933,16050 S-	5410439134477	50	1,66
16 x 60	00933,16060 S-	5410439135740	50	1,76
16 x 70	00933,16070 S-	5410439135238	25	2,76
16 x 80	00933,16080 S-	5410439188357	25	2,25
20 x 40	00933,20040 S-	5410439135757	25	1,17
20 x 50	00933,20050 S-	5410439134637	25	1,43
20 x 60	00933,20060 S-	5410439134040	25	4,03
20 x 70	00933,20070 S-	5410439135764	25	1,14
20 x 80	00933,20080 S-	5410439135771	25	2,55

A

Din 933 (09/1987) *

EN ISO 4017 (2001)**

HEXAGON SET SCREW WITH TOTAL THREAD

ZESKANTBOUT MET VOLLEDIGE DRAAD

VIS TETE HEXAGONALE ENTIÈREMENT FILETÉE

SECHSKANTSCHRAUBE MIT GEWINDE BIS KOPF

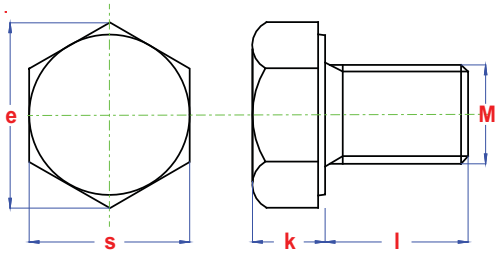

Z
zinc pl.

material : Steel 10.9	**materiaal :** Staal 10.9	**matière :** Acier 10.9	**Werkstoff :** Stahl 10.9
type : standard	**type :** standaard	**type :** standard	**Typ :** normalmass
surface : zinc plated	**oppervlak :** verzinkt	**surface :** zingué	**Oberfläche :** verzinkt

Technical properties / Technische gegevens / Données techniques / Technische Daten

M	e min.	k max.	s max.	
M 8	14,38	5,45	13	
M 10	18,9	6,58	17	
M 12	21,1	7,68	19	
M 16	26,17	10,18	24	
M 20	32,95	12,85	30	

* Cancelled since 10/1991 ** Identical unless for M10,12,14,22
* Vervallen vanaf 10/1991 ** Identiek buiten M10,12,14,22
* Retiré à partir de 10/1991 ** Identique sauf M10,12,14,22
* Storniert ab 10/1991 * Identisch ausser M10,12,14,22

M x l	art code	EAN	BOX	KG/ BOX
8 x 16	00933,08016 Z-	5410439627283	200	1,40
8 x 20	00933,08020 Z-	5410439356596	200	2,00
8 x 25	00933,08025 Z-	5410439627290	200	2,60
8 x 30	00933,08030 Z-	5410439236263	200	1,28
8 x 35	00933,08035 Z-	5410439627092	200	2,98
8 x 50	00933,08050 Z-	5410439627108	200	4,48
10 x 25	00933,10025 Z-	5410439356602	200	0,96
10 x 30	00933,10030 Z-	5410439318204	200	1,55
10 x 35	00933,10035 Z-	5410439627115	200	1,39
10 x 40	00933,10040 Z-	5410439627122	100	3,40
10 x 50	00933,10050 Z-	5410439627139	100	5,76
10 x 60	00933,10060 Z-	5410439627146	100	1,16
12 x 30	00933,12030 Z-	5410439627153	100	3,35
12 x 35	00933,12035 Z-	5410439356619	100	1,36

M x l	art code	EAN	BOX	KG/ BOX
12 x 40	00933,12040 Z-	5410439627160	100	1,68
12 x 50	00933,12050 Z-	5410439627177	100	2,32
12 x 60	00933,12060 Z-	5410439627184	100	3,04
16 x 40	00933,16040 Z-	5410439627191	50	1,56
16 x 50	00933,16050 Z-	5410439627207	50	1,65
16 x 60	00933,16060 Z-	5410439329828	50	2,68
16 x 70	00933,16070 Z-	5410439627214	25	0,88
16 x 80	00933,16080 Z-	5410439627221	25	1,96
20 x 40	00933,20040 Z-	5410439627238	25	1,78
20 x 50	00933,20050 Z-	5410439627245	25	1,87
20 x 60	00933,20060 Z-	5410439627252	25	2,30
20 x 70	00933,20070 Z-	5410439627269	25	2,06
20 x 80	00933,20080 Z-	5410439627276	25	3,76

Din 933 (09/1987) *

EN ISO 4017 (2001)**

HEXAGON SET SCREW WITH TOTAL THREAD

ZESKANTBOUT MET VOLLEDIGE DRAAD

VIS TETE HEXAGONALE ENTIÈREMENT FILETÉE

SECHSKANTSCHRAUBE MIT GEWINDE BIS KOPF

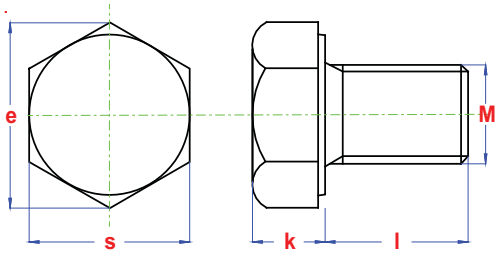

A2 inox

material : Stainless steel A2	**materiaal :** Inox A2	**matière :** Inox A2	**Werkstoff :** Edelstahl A2
type : standard	**type :** standaard	**type :** standard	**Typ :** normalmass
surface : plain	**oppervlak :** blank	**surface :** brut	**Oberfläche :** roh

Technical properties / Technische gegevens / Données techniques / Technische Daten

M	e min.	k max.	s max.	
M 4	7,66	2,92	7	
M 5	8,79	3,65	8	
M 6	11,05	4,15	10	
M 8	14,38	5,45	13	
M 10	18,9	6,58	17	
M 12	21,1	7,68	19	
M 14	24,49	8,98	22	
M 16	26,17	10,18	24	
M 18	29,56	11,85	27	
M 20	32,95	12,85	30	
M 24	39,55	15,35	36	

* Cancelled since 10/1991 ** Identical unless for M10,12,14,22
* Vervallen vanaf 10/1991 ** Identiek buiten M10,12,14,22
* Retiré à partir de 10/1991 ** Identique sauf M10,12,14,22
* Storniert ab 10/1991 * Identisch ausser M10,12,14,22

M x l	art code	EAN	BOX	KG/ BOX
4 x 10	00933,04010 A2	5410439103497	200	2,48
4 x 12	00933,04012 A2	5410439307086	200	9,50
4 x 16	00933,04016 A2	5410439305181	200	5,40
4 x 20	00933,04020 A2	5410439307482	200	16,00
4 x 25	00933,04025 A2	5410439103503	200	7,75
4 x 30	00933,04030 A2	5410439103794	200	1,28
4 x 35	00933,04035 A2	5410439103800	200	13,75
4 x 40	00933,04040 A2	5410439103831	200	11,50
5 x 10	00933,05010 A2	5410439055130	200	0,92
5 x 12	00933,05012 A2	5410439055185	200	2,80
5 x 16	00933,05016 A2	5410439055239	200	6,75
5 x 20	00933,05020 A2	5410439055284	200	1,08
5 x 25	00933,05025 A2	5410439055338	200	1,52
5 x 30	00933,05030 A2	5410439055383	200	1,76
5 x 35	00933,05035 A2	5410439055437	200	2,76
5 x 40	00933,05040 A2	5410439055475	200	3,64
5 x 45	00933,05045 A2	5410439103862	200	1,16
5 x 50	00933,05050 A2	5410439055529	200	2,88

M x l	art code	EAN	BOX	KG/ BOX
6 x 10	00933,06010 A2	5410439055581	200	1,37
6 x 12	00933,06012 A2	5410439055642	200	3,83
6 x 16	00933,06016 A2	5410439055697	200	4,00
6 x 20	00933,06020 A2	5410439055758	200	4,01
6 x 25	00933,06025 A2	5410439055819	200	3,64
6 x 30	00933,06030 A2	5410439055871	200	2,16
6 x 35	00933,06035 A2	5410439055932	200	6,12
6 x 40	00933,06040 A2	5410439055987	200	5,36
6 x 45	00933,06045 A2	5410439103886	200	1,56
6 x 50	00933,06050 A2	5410439056069	200	1,04
6 x 55	00933,06055 A2	5410439118118	200	3,33
6 x 60	00933,06060 A2	5410439056120	200	2,55
6 x 70	00933,06070 A2	5410439103893	200	1,20
6 x 80	00933,06080 A2	5410439103909	200	1,40
6 x 100	00933,06100 A2	5410439118125	100	5,00
8 x 12	00933,08012 A2	5410439056199	200	0,44
8 x 16	00933,08016 A2	5410439056236	200	2,81
8 x 20	00933,08020 A2	5410439056298	200	7,44

A

A2 inox

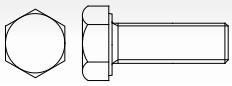

material : Stainless steel A2	**materiaal :** Inox A2	**matière :** Inox A2	**Werkstoff :** Edelstahl A2
type : standard	**type :** standaard	**type :** standard	**Typ :** normalmass
surface : plain	**oppervlak :** blank	**surface :** brut	**Oberfläche :** roh

M x l	art code	EAN	BOX	KG/ BOX
8 x 25	00933,08025 A2	5410439056359	100	0,88
8 x 30	00933,08030 A2	5410439056403	100	1,44
8 x 35	00933,08035 A2	5410439056465	100	2,33
8 x 40	00933,08040 A2	5410439056519	100	5,20
8 x 45	00933,08045 A2	5410439056571	100	1,58
8 x 50	00933,08050 A2	5410439056618	100	3,59
8 x 55	00933,08055 A2	5410439056670	100	1,25
8 x 60	00933,08060 A2	5410439056717	100	2,96
8 x 65	00933,08065 A2	5410439056762	100	1,00
8 x 70	00933,08070 A2	5410439056779	100	3,25
8 x 80	00933,08080 A2	5410439056823	50	1,80
8 x 90	00933,08090 A2	5410439101493	50	8,20
8 x 100	00933,08100 A2	5410439103930	50	3,52
10 x 16	00933,10016 A2	5410439056908	100	1,56
10 x 20	00933,10020 A2	5410439056953	100	3,10
10 x 25	00933,10025 A2	5410439057011	100	3,28
10 x 30	00933,10030 A2	5410439057066	100	2,38
10 x 35	00933,10035 A2	5410439057127	100	3,94
10 x 40	00933,10040 A2	5410439057172	100	3,36
10 x 45	00933,10045 A2	5410439057233	100	4,85
10 x 50	00933,10050 A2	5410439057271	50	4,16
10 x 55	00933,10055 A2	5410439057332	50	2,12
10 x 60	00933,10060 A2	5410439057370	50	5,42
10 x 65	00933,10065 A2	5410439057424	50	1,79
10 x 70	00933,10070 A2	5410439057431	50	0,64
10 x 80	00933,10080 A2	5410439057479	50	1,68
10 x 90	00933,10090 A2	5410439057523	50	1,00
10 x 100	00933,10100 A2	5410439057554	50	3,57
10 x 110	00933,10110 A2	5410439332286	50	8,04
10 x 120	00933,10120 A2	5410439218764	50	9,44
10 x 130	00933,10130 A2	5410439370547	50	2,83
10 x 140	00933,10140 A2	5410439428866	50	1,13
10 x 150	00933,10150 A2	5410439631594	50	2,28
12 x 20	00933,12020 A2	5410439057608	100	1,52
12 x 25	00933,12025 A2	5410439057646	50	2,01
12 x 30	00933,12030 A2	5410439057691	50	1,08
12 x 35	00933,12035 A2	5410439057745	50	2,23
12 x 40	00933,12040 A2	5410439057790	50	0,68
12 x 45	00933,12045 A2	5410439057851	50	1,24
12 x 50	00933,12050 A2	5410439057899	50	2,80
12 x 60	00933,12060 A2	5410439057981	50	5,00
12 x 70	00933,12070 A2	5410439058049	50	1,50
12 x 80	00933,12080 A2	5410439058087	25	4,66

M x l	art code	EAN	BOX	KG/ BOX
12 x 90	00933,12090 A2	5410439058131	25	8,04
12 x 100	00933,12100 A2	5410439058162	25	6,64
12 x 110	00933,12110 A2	5410439118132	25	2,04
12 x 120	00933,12120 A2	5410439118149	50	1,75
14 x 20	00933,14020 A2	5410439104067	50	2,24
14 x 25	00933,14025 A2	5410439058216	50	2,60
14 x 30	00933,14030 A2	5410439058247	50	2,75
14 x 35	00933,14035 A2	5410439058285	50	4,00
14 x 40	00933,14040 A2	5410439058322	50	3,00
14 x 45	00933,14045 A2	5410439058360	50	4,44
14 x 50	00933,14050 A2	5410439058407	50	3,58
14 x 55	00933,14055 A2	5410439058445	50	3,99
14 x 60	00933,14060 A2	5410439058483	50	0,56
14 x 70	00933,14070 A2	5410439058537	50	1,32
14 x 80	00933,14080 A2	5410439058575	50	2,06
14 x 90	00933,14090 A2	5410439058612	25	2,13
14 x 100	00933,14100 A2	5410439058629	50	2,75
16 x 25	00933,16025 A2	5410439058643	25	4,20
16 x 30	00933,16030 A2	5410439058674	50	4,12
16 x 35	00933,16035 A2	5410439058711	50	8,48
16 x 40	00933,16040 A2	5410439058759	50	2,60
16 x 45	00933,16045 A2	5410439058797	50	3,25
16 x 50	00933,16050 A2	5410439058834	50	0,36
16 x 55	00933,16055 A2	5410439058872	25	4,25
16 x 60	00933,16060 A2	5410439058919	25	3,92
16 x 65	00933,16065 A2	5410439058957	25	4,75
16 x 70	00933,16070 A2	5410439058988	25	2,52
16 x 80	00933,16080 A2	5410439059022	25	3,06
16 x 90	00933,16090 A2	5410439059060	25	1,46
16 x 100	00933,16100 A2	5410439059091	25	1,81
16 x 110	00933,16110 A2	5410439118156	25	5,50
16 x 120	00933,16120 A2	5410439118163	25	1,75
18 x 50	00933,18050 A2	5410439104234	25	0,24
18 x 60	00933,18060 A2	5410439104241	25	2,25
18 x 70	00933,18070 A2	5410439104258	25	0,44
18 x 80	00933,18080 A2	5410439104265	25	0,56
20 x 30	00933,20030 A2	5410439059268	25	3,19
20 x 35	00933,20035 A2	5410439059299	25	3,56
20 x 40	00933,20040 A2	5410439059329	25	1,40
20 x 45	00933,20045 A2	5410439059367	25	8,00
20 x 50	00933,20050 A2	5410439059404	25	3,96
20 x 55	00933,20055 A2	5410439318419	25	4,84
20 x 60	00933,20060 A2	5410439059480	25	4,49

A2 inox

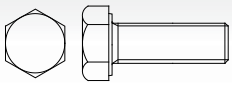

material : Stainless steel A2	**materiaal :** Inox A2	**matière :** Inox A2	**Werkstoff :** Edelstahl A2
type : standard	**type :** standaard	**type :** standard	**Typ :** normalmass
surface : plain	**oppervlak :** blank	**surface :** brut	**Oberfläche :** roh

A

M x l	art code	EAN	BOX	KG/ BOX
20 x 65	00933,20065 A2	5410439059527	25	4,44
20 x 70	00933,20070 A2	5410439059558	25	4,50
20 x 80	00933,20080 A2	5410439059596	25	5,25
20 x 90	00933,20090 A2	5410439059633	25	7,00
20 x 100	00933,20100 A2	5410439059664	25	5,32
20 x 120	00933,20120 A2	5410439104289	15	3,00

M x l	art code	EAN	BOX	KG/ BOX
24 x 50	00933,24050 A2	5410439059879	10	0,60
24 x 60	00933,24060 A2	5410439059930	10	7,24
24 x 70	00933,24070 A2	5410439059992	10	6,00
24 x 80	00933,24080 A2	5410439060028	10	11,96
24 x 100	00933,24100 A2	5410439060080	10	2,54

A

Din 933 (09/1987) *

EN ISO 4017 (2001)**

HEXAGON SET SCREW WITH TOTAL THREAD

ZESKANTBOUT MET VOLLEDIGE DRAAD

VIS TETE HEXAGONALE ENTIÈREMENT FILETÉE

SECHSKANTSCHRAUBE MIT GEWINDE BIS KOPF

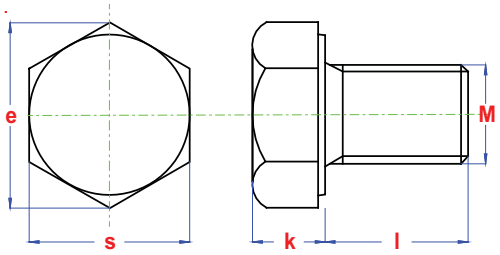

A4 inox

material : Stainless steel A4	**materiaal :** Inox A4	**matière :** Inox A4	**Werkstoff :** Edelstahl A4
type : standard	**type :** standaard	**type :** standard	**Typ :** normalmass
surface : plain	**oppervlak :** blank	**surface :** brut	**Oberfläche :** roh

Technical properties / Technische gegevens / Données techniques / Technische Daten

M	e min.	k max.	s max.	
M 5	8,79	3,65	8	
M 6	11,05	4,15	10	
M 8	14,38	5,45	13	
M 10	18,9	6,58	17	
M 12	21,1	7,68	19	
M 16	26,17	10,18	24	
M 20	32,95	12,85	30	

* Cancelled since 10/1991 ** Identical unless for M10,12,14,22
* Vervallen vanaf 10/1991 ** Identiek buiten M10,12,14,22
* Retiré à partir de 10/1991 ** Identique sauf M10,12,14,22
* Storniert ab 10/1991 * Identisch ausser M10,12,14,22

M x l	art code	EAN	BOX	KG/ BOX
5 x 10	00933,05010 A4	5410439055147	200	2,00
5 x 12	00933,05012 A4	5410439055192	200	2,48
5 x 16	00933,05016 A4	5410439055246	200	3,00
5 x 20	00933,05020 A4	5410439055291	200	1,00
5 x 25	00933,05025 A4	5410439055345	200	2,48
5 x 30	00933,05030 A4	5410439055390	200	3,76
5 x 35	00933,05035 A4	5410439055444	100	4,08
5 x 40	00933,05040 A4	5410439055482	100	1,44
6 x 10	00933,06010 A4	5410439055598	200	1,56
6 x 12	00933,06012 A4	5410439055659	200	4,96
6 x 16	00933,06016 A4	5410439055703	200	0,68
6 x 20	00933,06020 A4	5410439055765	200	2,68
6 x 25	00933,06025 A4	5410439055826	200	1,28
6 x 30	00933,06030 A4	5410439055888	200	6,68
6 x 35	00933,06035 A4	5410439055949	100	8,56
6 x 40	00933,06040 A4	5410439055994	100	1,08
6 x 50	00933,06050 A4	5410439056076	100	7,84
6 x 60	00933,06060 A4	5410439056137	100	0,76
8 x 12	00933,08012 A4	5410439056205	200	10,80
8 x 16	00933,08016 A4	5410439056243	200	2,24
8 x 20	00933,08020 A4	5410439056304	200	0,28

M x l	art code	EAN	BOX	KG/ BOX
8 x 25	00933,08025 A4	5410439056366	200	0,32
8 x 30	00933,08030 A4	5410439056410	100	0,24
8 x 35	00933,08035 A4	5410439056472	100	6,88
8 x 40	00933,08040 A4	5410439056526	100	2,88
8 x 45	00933,08045 A4	5410439056588	100	2,75
8 x 50	00933,08050 A4	5410439056625	100	5,28
8 x 60	00933,08060 A4	5410439056724	100	3,44
10 x 20	00933,10020 A4	5410439056960	100	0,84
10 x 25	00933,10025 A4	5410439057028	100	7,88
10 x 30	00933,10030 A4	5410439057073	100	0,20
10 x 35	00933,10035 A4	5410439057134	100	8,88
10 x 40	00933,10040 A4	5410439057189	50	3,96
10 x 45	00933,10045 A4	5410439057240	50	9,76
10 x 50	00933,10050 A4	5410439057288	50	3,18
10 x 60	00933,10060 A4	5410439057387	50	1,84
10 x 70	00933,10070 A4	5410439057448	50	4,41
10 x 80	00933,10080 A4	5410439057486	50	4,98
12 x 25	00933,12025 A4	5410439057653	50	2,16
12 x 30	00933,12030 A4	5410439057707	50	0,36
12 x 35	00933,12035 A4	5410439057752	50	1,54
12 x 40	00933,12040 A4	5410439057806	50	0,88

A4
inox

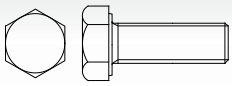

material : Stainless steel A4	**materiaal :** Inox A4	**matière :** Inox A4	**Werkstoff :** Edelstahl A4
type : standard	**type :** standaard	**type :** standard	**Typ :** normalmass
surface : plain	**oppervlak :** blank	**surface :** brut	**Oberfläche :** roh

M x l	art code	EAN	BOX	KG/ BOX
12 x 45	00933,12045 A4	5410439057868	50	3,80
12 x 50	00933,12050 A4	5410439057905	50	1,36
12 x 60	00933,12060 A4	5410439057998	50	2,23
12 x 70	00933,12070 A4	5410439058056	50	2,57
12 x 80	00933,12080 A4	5410439058094	50	3,15
16 x 25	00933,16025 A4	5410439100410	25	2,13
16 x 30	00933,16030 A4	5410439058681	25	2,38
16 x 35	00933,16035 A4	5410439058728	25	1,30
16 x 40	00933,16040 A4	5410439058766	25	4,44
16 x 45	00933,16045 A4	5410439058803	25	1,39

M x l	art code	EAN	BOX	KG/ BOX
16 x 50	00933,16050 A4	5410439058841	25	7,72
16 x 55	00933,16055 A4	5410439058889	25	1,73
16 x 60	00933,16060 A4	5410439058926	25	2,84
16 x 65	00933,16065 A4	5410439100427	25	1,82
16 x 70	00933,16070 A4	5410439058995	25	1,99
16 x 80	00933,16080 A4	5410439059039	25	2,80
20 x 60	00933,20060 A4	5410439059497	25	0,76
20 x 65	00933,20065 A4	5410439188395	20	1,06
20 x 70	00933,20070 A4	5410439059565	25	1,86
20 x 80	00933,20080 A4	5410439059602	20	2,83

A

Din 933 (09/1987) *

EN ISO 4017 (2001)**

HEXAGON SET SCREW WITH TOTAL THREAD

ZESKANTBOUT MET VOLLEDIGE DRAAD

VIS TETE HEXAGONALE ENTIÈREMENT FILETÉE

SECHSKANTSCHRAUBE MIT GEWINDE BIS KOPF

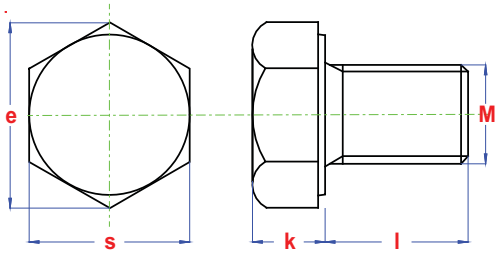

N
nylon

material : Polyamide PA 6.6	**materiaal :** Polyamide PA 6.6	**matière :** Polyamide PA 6.6	**Werkstoff :** Polyamid PA 6.6
type : standard	**type :** standaard	**type :** standard	**Typ :** normalmass
surface : self-colour	**oppervlak :** natuurkleur	**surface :** naturel	**Oberfläche :** naturel

Technical properties / Technische gegevens / Données techniques / Technische Daten

M	e min.	k max.	s max.	
M 6	11,05	4,15	10	
M 8	14,38	5,45	13	
M 10	18,9	6,58	17	

* Cancelled since 10/1991 ** Identical unless for M10,12,14,22
* Vervallen vanaf 10/1991 ** Identiek buiten M10,12,14,22
* Retiré à partir de 10/1991 ** Identique sauf M10,12,14,22
* Storniert ab 10/1991 * Identisch ausser M10,12,14,22

M x l	art code	EAN	BOX	KG/ BOX
6 x 10	00933,06010 N	5410439055611	200	3,24
6 x 12	00933,06012 N	5410439153232	200	5,28
6 x 16	00933,06016 N	5410439055727	200	4,56
6 x 20	00933,06020 N	5410439055789	200	0,24
6 x 25	00933,06025 N	5410439055840	200	0,68
6 x 30	00933,06030 N	5410439055901	200	0,72
6 x 35	00933,06035 N	5410439153249	200	2,08
6 x 40	00933,06040 N	5410439056014	200	0,60
6 x 50	00933,06050 N	5410439056090	200	0,44
8 x 16	00933,08016 N	5410439056267	200	1,16
8 x 20	00933,08020 N	5410439056328	200	0,16

M x l	art code	EAN	BOX	KG/ BOX
8 x 25	00933,08025 N	5410439145664	200	0,32
8 x 30	00933,08030 N	5410439056434	200	0,56
8 x 35	00933,08035 N	5410439153263	200	0,60
8 x 40	00933,08040 N	5410439056540	200	0,48
8 x 50	00933,08050 N	5410439056649	100	0,40
10 x 20	00933,10020 N	5410439056984	100	1,00
10 x 25	00933,10025 N	5410439153270	100	1,16
10 x 30	00933,10030 N	5410439057097	100	1,04
10 x 35	00933,10035 N	5410439153287	100	1,72
10 x 40	00933,10040 N	5410439057202	100	0,88
10 x 50	00933,10050 N	5410439057301	100	0,48

Din 933 (09/1987) *

EN ISO 4017 (2001)**

HEXAGON SET SCREW WITH TOTAL THREAD

ZESKANTBOUT MET VOLLEDIGE DRAAD

VIS TETE HEXAGONALE ENTIÈREMENT FILETÉE

SECHSKANTSCHRAUBE MIT GEWINDE BIS KOPF

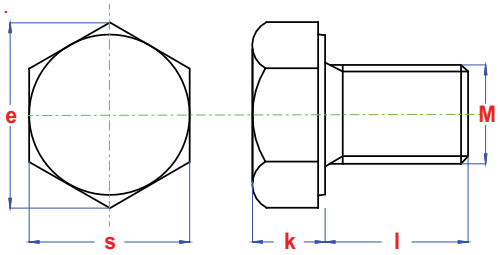

MS Brass

material : Brass	**materiaal :** Messing	**matière :** Laiton	**Werkstoff :** Messing
type : standard	**type :** standaard	**type :** standard	**Typ :** normalmass
surface : plain	**oppervlak :** blank	**surface :** brut	**Oberfläche :** roh

Technical properties / Technische gegevens / Données techniques / Technische Daten

M	e min.	k max.	s max.	
M 4	7,66	2,92	7	
M 5	8,79	3,65	8	
M 6	11,05	4,15	10	
M 8	14,38	5,45	13	
M 10	18,9	6,58	17	
M 12	21,1	7,68	19	

* Cancelled since 10/1991 ** Identical unless for M10,12,14,22
* Vervallen vanaf 10/1991 ** Identiek buiten M10,12,14,22
* Retiré à partir de 10/1991 ** Identique sauf M10,12,14,22
* Storniert ab 10/1991 * Identisch ausser M10,12,14,22

M x l	art code	EAN	BOX	KG/ BOX
4 x 8	00933,04008 MS	5410439140393	100	0,84
4 x 10	00933,04010 MS	5410439054911	100	2,24
4 x 12	00933,04012 MS	5410439054942	100	4,36
4 x 16	00933,04016 MS	5410439054973	100	2,48
4 x 20	00933,04020 MS	5410439055000	100	0,88
4 x 25	00933,04025 MS	5410439055031	100	6,96
4 x 30	00933,04030 MS	5410439055062	100	3,00
4 x 35	00933,04035 MS	5410439132176	100	3,00
4 x 40	00933,04040 MS	5410439118286	100	4,40
4 x 50	00933,04050 MS	5410439132183	100	1,76
5 x 10	00933,05010 MS	5410439055154	100	5,04
5 x 12	00933,05012 MS	5410439055208	100	3,92
5 x 16	00933,05016 MS	5410439055253	100	3,44
5 x 20	00933,05020 MS	5410439055307	100	1,68
5 x 25	00933,05025 MS	5410439055352	100	5,68
5 x 30	00933,05030 MS	5410439055406	100	3,96
5 x 35	00933,05035 MS	5410439132190	100	2,52
5 x 40	00933,05040 MS	5410439055499	100	0,32
5 x 50	00933,05050 MS	5410439132206	100	0,20
6 x 10	00933,06010 MS	5410439055604	100	0,40
6 x 12	00933,06012 MS	5410439055666	100	1,32
6 x 16	00933,06016 MS	5410439055710	100	1,36

M x l	art code	EAN	BOX	KG/ BOX
6 x 20	00933,06020 MS	5410439055772	100	1,52
6 x 25	00933,06025 MS	5410439055833	100	1,48
6 x 30	00933,06030 MS	5410439055895	100	1,76
6 x 35	00933,06035 MS	5410439055956	100	2,00
6 x 40	00933,06040 MS	5410439056007	100	1,04
6 x 50	00933,06050 MS	5410439056083	100	0,48
6 x 60	00933,06060 MS	5410439132213	100	0,64
6 x 70	00933,06070 MS	5410439132220	100	0,16
8 x 16	00933,08016 MS	5410439056250	100	2,72
8 x 20	00933,08020 MS	5410439056311	100	1,36
8 x 25	00933,08025 MS	5410439056373	100	1,52
8 x 30	00933,08030 MS	5410439056427	100	1,80
8 x 35	00933,08035 MS	5410439056489	100	1,68
8 x 40	00933,08040 MS	5410439056533	100	1,92
8 x 45	00933,08045 MS	5410439132244	100	0,60
8 x 50	00933,08050 MS	5410439056632	50	1,12
8 x 60	00933,08060 MS	5410439056731	50	2,20
8 x 70	00933,08070 MS	5410439056793	50	2,56
8 x 80	00933,08080 MS	5410439132251	50	2,00
10 x 16	00933,10016 MS	5410439056922	50	0,60
10 x 20	00933,10020 MS	5410439056977	50	0,68
10 x 25	00933,10025 MS	5410439057035	50	2,16

A

MS
Brass

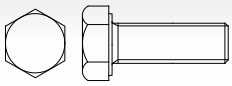

material : Brass	**materiaal :** Messing	**matière :** Laiton	**Werkstoff :** Messing
type : standard	**type :** standaard	**type :** standard	**Typ :** normalmass
surface : plain	**oppervlak :** blank	**surface :** brut	**Oberfläche :** roh

M x l	art code	EAN	BOX	KG/ BOX
10 x 30	00933,10030 MS	5410439057080	50	2,48
10 x 35	00933,10035 MS	5410439057141	50	1,00
10 x 40	00933,10040 MS	5410439057196	50	1,24
10 x 45	00933,10045 MS	5410439132268	50	0,72
10 x 50	00933,10050 MS	5410439057295	50	2,92
10 x 60	00933,10060 MS	5410439057394	50	0,76
10 x 70	00933,10070 MS	5410439132275	50	0,64
10 x 80	00933,10080 MS	5410439057493	50	3,36
12 x 20	00933,12020 MS	5410439132305	50	1,56

M x l	art code	EAN	BOX	KG/ BOX
12 x 25	00933,12025 MS	5410439057660	50	4,24
12 x 30	00933,12030 MS	5410439057714	50	0,24
12 x 35	00933,12035 MS	5410439057769	50	5,00
12 x 40	00933,12040 MS	5410439057813	50	0,28
12 x 50	00933,12050 MS	5410439057912	50	0,36
12 x 60	00933,12060 MS	5410439058001	50	3,60
12 x 70	00933,12070 MS	5410439132312	50	0,28
12 x 80	00933,12080 MS	5410439058100	50	0,16
12 x 100	00933,12100 MS	5410439132329	50	0,36

Din 960 (12/1983) *

EN 28765 (10/1991)**

HEXAGON HEAD BOLT METRIC FINE THREAD

ZESKANTBOUT MET GED.DRAAD EN FIJNE SPOED

VIS TETE HEXAGONALE PARTIELLEMENT FILETÉE À PAS FIN

SECHSKANTSCHRAUBEN MIT SCHAFT UND FEINGEWINDE

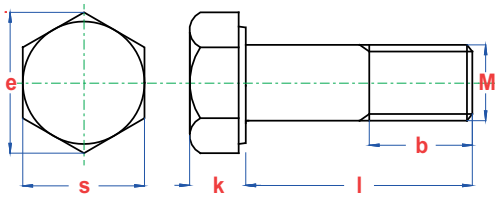

S
steel

material : Steel 8.8	**materiaal :** Staal 8.8	**matière :** Acier 8.8	**Werkstoff :** Stahl 8.8
type : series I	**type :** fijne reeks I	**type :** serie I	**Typ :** Reihe I
surface : plain	**oppervlak :** blank	**surface :** brut	**Oberfläche :** roh

Technical properties / Technische gegevens / Données techniques / Technische Daten

M	b1<125	b2<200	b3>200	e min.	k max.	s max.	Pitch
M 8	22	28	41	14,38	5,45	13	1,00
M 10	26	32	45	18,90	6,58	17	1,25
M 12	30	36	49	21,10	7,68	19	1,50
M 14	34	40	53	24,49	8,98	22	
M 16	38	44	57	26,75	10,18	24	
M 20	46	52	65	33,53	12,72	30	2,00
M 24	54	60	73	39,98	15,22	36	

* Cancelled since 10/1991 ** Identical unless for M10,12,14,22
* Vervallen vanaf 10/1991 ** Identiek buiten M10,12,14,22
* Retiré à partir de 10/1991 ** Identique sauf M10,12,14,22
* Storniert ab 10/1991 * Identisch ausser M10,12,14,22

M x l	art code	EAN	BOX	KG/ BOX
8 x 35	00960,08035 S	5410439064347	200	0,44
8 x 40	00960,08040 S	5410439064354	200	1,36
10 x 40	00960,10040 S	5410439064446	200	1,44
10 x 45	00960,10045 S	5410439064453	200	1,72
10 x 50	00960,10050 S	5410439064460	100	2,44
10 x 60	00960,10060 S	5410439064477	100	3,12
10 x 70	00960,10070 S	5410439064484	100	2,36
10 x 80	00960,10080 S	5410439064491	100	0,68
10 x 90	00960,10090 S	5410439064507	100	4,56
10 x 100	00960,10100 S	5410439064514	50	0,80
10 x 110	00960,10110 S	5410439064521	50	0,16
12 x 45	00960,12045 S	5410439064545	200	2,08
12 x 50	00960,12050 S	5410439064552	100	0,24
12 x 60	00960,12060 S	5410439064569	100	0,32
12 x 70	00960,12070 S	5410439064576	100	0,20
12 x 80	00960,12080 S	5410439064583	50	0,28
12 x 90	00960,12090 S	5410439064590	50	0,80
12 x 100	00960,12100 S	5410439064606	50	0,92
12 x 110	00960,12110 S	5410439064613	50	2,08
12 x 120	00960,12120 S	5410439064620	50	1,12
14 x 50	00960,14050 S	5410439064651	50	3,28

M x l	art code	EAN	BOX	KG/ BOX
14 x 60	00960,14060 S	5410439064668	50	1,72
14 x 70	00960,14070 S	5410439064675	50	0,64
14 x 80	00960,14080 S	5410439064682	50	0,76
14 x 90	00960,14090 S	5410439064699	50	1,04
14 x 100	00960,14100 S	5410439064705	50	1,36
14 x 110	00960,14110 S	5410439064712	50	0,20
14 x 120	00960,14120 S	5410439064729	50	1,68
14 x 130	00960,14130 S	5410439064736	50	2,00
14 x 140	00960,14140 S	5410439064743	50	0,44
16 x 60	00960,16060 S	5410439064767	50	0,40
16 x 70	00960,16070 S	5410439064774	50	5,84
16 x 80	00960,16080 S	5410439064781	50	1,61
16 x 90	00960,16090 S	5410439064798	50	1,64
16 x 100	00960,16100 S	5410439064804	50	2,10
16 x 110	00960,16110 S	5410439064811	50	2,11
16 x 120	00960,16120 S	5410439064828	50	1,20
16 x 130	00960,16130 S	5410439064835	50	2,16
16 x 140	00960,16140 S	5410439064842	50	2,68
20 x 70	00960,20070 S	5410439064859	50	3,12
20 x 80	00960,20080 S	5410439064866	25	4,16
20 x 100	00960,20100 S	5410439064880	25	1,86

A

S
steel

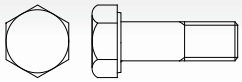

material : Steel 8.8 **type :** series I **surface :** plain	**materiaal :** Staal 8.8 **type :** fijne reeks I **oppervlak :** blank	**matière :** Acier 8.8 **type :** serie I **surface :** brut	**Werkstoff :** Stahl 8.8 **Typ :** Reihe I **Oberfläche :** roh

M x l	art code	EAN	BOX	KG/ BOX
20 x 120	00960,20120 S	5410439064903	25	0,52
24 x 80	00960,24080 S	5410439064941	25	1,12
24 x 100	00960,24100 S	5410439064965	25	0,80

M x l	art code	EAN	BOX	KG/ BOX
24 x 120	00960,24120 S	5410439064989	25	1,78
24 x 130	00960,24130 S	5410439064996	20	2,36
24 x 140	00960,24140 S	5410439065009	20	1,04

Din 960 (12/1983) *

EN 28765 (10/1991)**

HEXAGON HEAD BOLT METRIC FINE THREAD

ZESKANTBOUT MET GED.DRAAD EN FIJNE SPOED

VIS TETE HEXAGONALE PARTIELLEMENT FILETÉE À PAS FIN

SECHSKANTSCHRAUBEN MIT SCHAFT UND FEINGEWINDE

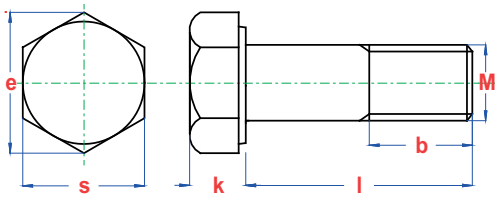

Z
zinc pl.

material : Steel 8.8	**materiaal :** Staal 8.8	**matière :** Acier 8.8	**Werkstoff :** Stahl 8.8
type : series I	**type :** fijne reeks I	**type :** serie I	**Typ :** Reihe I
surface : zinc plated	**oppervlak :** verzinkt	**surface :** zingué	**Oberfläche :** verzinkt

Technical properties / Technische gegevens / Données techniques / Technische Daten

M	b1<125	b2<200	b3>200	e min.	k max.	s max.	Pitch
M 12	30	36	49	21,10	7,68	19	1,50
M 14	34	40	53	24,49	8,98	22	
M 16	38	44	57	26,75	10,18	24	
M 24	54	60	73	39,98	15,22	36	2,00

* Cancelled since 10/1991 ** Identical unless for M10,12,14,22
* Vervallen vanaf 10/1991 ** Identiek buiten M10,12,14,22
* Retiré à partir de 10/1991 ** Identique sauf M10,12,14,22
* Storniert ab 10/1991 * Identisch ausser M10,12,14,22

M x l	art code	EAN	BOX	KG/ BOX
12 x 45	00960,12045 Z	5410439626255	100	3,40
12 x 50	00960,12050 Z	5410439626262	100	1,08
12 x 60	00960,12060 Z	5410439626279	100	0,92
12 x 70	00960,12070 Z	5410439626286	200	2,24
12 x 80	00960,12080 Z	5410439626293	200	2,80
12 x 90	00960,12090 Z	5410439626309	200	3,08
12 x 100	00960,12100 Z	5410439626316	50	2,56
12 x 110	00960,12110 Z	5410439626323	100	1,24
12 x 120	00960,12120 Z	5410439626330	100	1,40

M x l	art code	EAN	BOX	KG/ BOX
14 x 50	00960,14050 Z	5410439626347	50	3,80
14 x 100	00960,14100 Z	5410439626392	50	3,04
16 x 80	00960,16080 Z	5410439626460	50	1,08
16 x 90	00960,16090 Z	5410439626477	50	5,88
24 x 80	00960,24080 Z	5410439626613	25	1,42
24 x 100	00960,24100 Z	5410439626668	1	2,18
24 x 120	00960,24120 Z	5410439626620	1	1,89
24 x 130	00960,24130 Z	5410439626637	1	4,96
24 x 140	00960,24140 Z	5410439626675	1	2,49

A

Din 961 (12/1983) *

EN 28676 (10/1991)**

HEXAGON SET SCREW METRIC FINE THREAD WITHOUT SHANK

ZESKANTBOUT MET VOLL.DRAAD EN FIJNE SPOED

VIS TETE HEXAGONALE ENTIÈREMENT FILETÉE À PAS FIN

SECHSKANTSCHRAUBE MIT FEINGEWINDE BIS KOPF

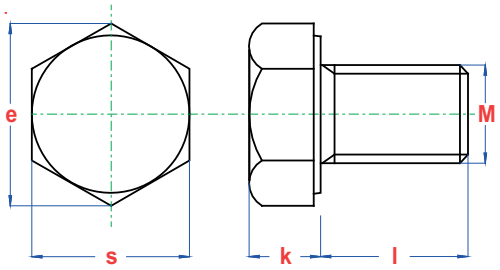

S
steel

material : Steel 8.8	**materiaal :** Staal 8.8	**matière :** Acier 8.8	**Werkstoff :** Stahl 8.8
type : series I	**type :** fijne reeks I	**type :** serie I	**Typ :** Reihe I
surface : plain	**oppervlak :** blank	**surface :** brut	**Oberfläche :** roh

Technical properties / Technische gegevens / Données techniques / Technische Daten

M	a max.	e min.	k max.	pitch	s max.
M 8	3	14.38	5.45	1,00	13
M 10	3.75	18.9	6.58	1,25	17
M 12	4.5	21.1	7.68	1,50	19
M 14		24.49	8.98	1,50	22
M 16		26.75	10.18	1,50	24

* Cancelled since 10/1991 ** Identical unless for M10,12,14,22
* Vervallen vanaf 10/1991 ** Identiek buiten M10,12,14,22
* Retiré à partir de 10/1991 * Identique sauf M10,12,14,22
* Storniert ab 10/1991 ** Identisch ausser M10,12,14,22

M x l	art code	EAN	BOX	KG/ BOX
8 x 20	00961,08020 S	5410439065030	200	2,67
8 x 25	00961,08025 S	5410439065047	200	2,68
8 x 30	00961,08030 S	5410439065054	200	2,28
8 x 35	00961,08035 S	5410439065078	200	0,28
8 x 40	00961,08040 S	5410439065092	200	0,32
8 x 45	00961,08045 S	5410439065115	200	0,40
8 x 50	00961,08050 S	5410439065122	200	0,52
10 x 16	00961,10016 S	5410439172974	200	0,28
10 x 20	00961,10020 S	5410439065139	200	2,32
10 x 25	00961,10025 S	5410439065146	200	0,80
10 x 30	00961,10030 S	5410439065160	200	2,20
10 x 35	00961,10035 S	5410439065177	100	3,64
10 x 40	00961,10040 S	5410439065184	100	1,00
10 x 45	00961,10045 S	5410439065191	100	0,24
10 x 50	00961,10050 S	5410439065207	100	1,12
12 x 20	00961,12020 S	5410439065214	200	2,72
12 x 25	00961,12025 S	5410439132336	200	3,08
12 x 30	00961,12030 S	5410439132343	200	5,28
12 x 35	00961,12035 S	5410439065252	200	4,44
12 x 40	00961,12040 S	5410439065269	100	1,44
12 x 45	00961,12045 S	5410439065276	100	0,68

M x l	art code	EAN	BOX	KG/ BOX
12 x 50	00961,12050 S	5410439065290	100	5,20
12 x 60	00961,12060 S	5410439173001	100	0,92
14 x 20	00961,14020 S	5410439173018	100	0,40
14 x 25	00961,14025 S	5410439065313	100	2,40
14 x 30	00961,14030 S	5410439065337	100	3,40
14 x 35	00961,14035 S	5410439065351	100	0,80
14 x 40	00961,14040 S	5410439065375	100	3,72
14 x 45	00961,14045 S	5410439065399	50	0,48
14 x 50	00961,14050 S	5410439065412	50	3,08
14 x 60	00961,14060 S	5410439065436	50	5,96
14 x 70	00961,14070 S	5410439173032	50	0,64
16 x 20	00961,16020 S	5410439173049	50	0,76
16 x 25	00961,16025 S	5410439173056	50	0,92
16 x 30	00961,16030 S	5410439065443	50	0,24
16 x 35	00961,16035 S	5410439065467	50	0,20
16 x 40	00961,16040 S	5410439065481	50	0,16
16 x 45	00961,16045 S	5410439065504	50	1,64
16 x 50	00961,16050 S	5410439065535	50	4,24
16 x 55	00961,16055 S	5410439065542	50	5,56
16 x 60	00961,16060 S	5410439065566	50	1,88
16 x 70	00961,16070 S	5410439173070	50	1,04

Din 961 (12/1983) *

EN 28676 (10/1991)**

HEXAGON SET SCREW METRIC FINE THREAD WITHOUT SHANK

ZESKANTBOUT MET VOLL.DRAAD EN FIJNE SPOED

VIS TETE HEXAGONALE ENTIÈREMENT FILETÉE À PAS FIN

SECHSKANTSCHRAUBE MIT FEINGEWINDE BIS KOPF

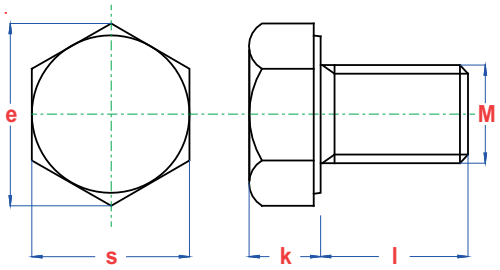

Z
zinc pl.

material : Steel 8.8	**materiaal :** Staal 8.8	**matière :** Acier 8.8	**Werkstoff :** Stahl 8.8
type : series I	**type :** fijne reeks I	**type :** serie I	**Typ :** Reihe I
surface : zinc plated	**oppervlak :** verzinkt	**surface :** zingué	**Oberfläche :** verzinkt

Technical properties / Technische gegevens / Données techniques / Technische Daten

M	a max.	e min.	k max.	pitch	s max.
M 10	3.75	18.9	6.58	1,25	17
M 12	4.5	21.1	7.68	1,50	19
M 14		24.49	8.98	1,50	22
M 16		26.75	10.18	1,50	24

* Cancelled since 10/1991 ** Identical unless for M10,12,14,22
* Vervallen vanaf 10/1991 ** Identiek buiten M10,12,14,22
* Retiré à partir de 10/1991 * Identique sauf M10,12,14,22
* Storniert ab 10/1991 ** Identisch ausser M10,12,14,22

M x l	art code	EAN	BOX	KG/ BOX
10 x 20	00961,10020 Z	5410439626750	200	1,36
10 x 25	00961,10025 Z	5410439626767	200	1,36
10 x 30	00961,10030 Z	5410439626774	200	2,28
10 x 35	00961,10035 Z	5410439626781	200	1,64
10 x 40	00961,10040 Z	5410439626798	100	1,92
10 x 45	00961,10045 Z	5410439626804	100	1,84
10 x 50	00961,10050 Z	5410439626811	100	2,00
12 x 20	00961,12020 Z	5410439626828	100	0,92
12 x 25	00961,12025 Z	5410439626835	100	0,80
12 x 30	00961,12030 Z	5410439204545	100	1,92
12 x 35	00961,12035 Z	5410439626859	100	1,08
12 x 40	00961,12040 Z	5410439309936	100	0,96
12 x 45	00961,12045 Z	5410439626866	100	1,12
12 x 50	00961,12050 Z	5410439626873	100	0,44

M x l	art code	EAN	BOX	KG/ BOX
14 x 25	00961,14025 Z	5410439626903	50	0,68
14 x 30	00961,14030 Z	5410439626910	50	1,28
14 x 35	00961,14035 Z	5410439626927	50	3,36
14 x 40	00961,14040 Z	5410439626934	50	2,24
14 x 45	00961,14045 Z	5410439314060	50	0,88
14 x 50	00961,14050 Z	5410439626941	50	2,56
14 x 60	00961,14060 Z	5410439626958	50	1,08
14 x 70	00961,14070 Z	5410439626965	50	0,80
16 x 30	00961,16030 Z	5410439626989	50	1,52
16 x 35	00961,16035 Z	5410439626996	50	1,76
16 x 40	00961,16040 Z	5410439627009	50	0,68
16 x 45	00961,16045 Z	5410439065528	50	0,56
16 x 50	00961,16050 Z	5410439627016	50	0,48
16 x 60	00961,16060 Z	5410439627030	50	0,80

A

Din 6921 - 06/1983

EN 1665 - 05/1997

HEXAGON BOLT WITH FLANGE

ZESKANTBOUT MET FLENS

VIS TETE HEXAGONALE À EMBASE

SECHSKANTSCHRAUBE MIT BUND

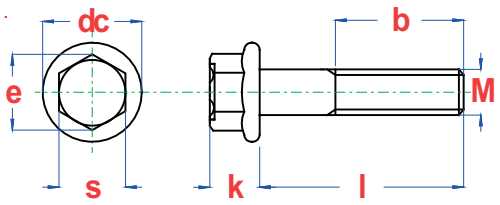

Z
zinc pl.

material : Steel 8.8	**materiaal :** Staal 8.8	**matière :** Acier 8.8	**Werkstoff :** Stahl 8.8
type : standard	**type :** standaard	**type :** standard	**Typ :** normalmass
surface : zinc plated	**oppervlak :** verzinkt	**surface :** zingué	**Oberfläche :** verzinkt

Technical properties / Technische gegevens / Données techniques / Technische Daten

M	b1	b2	dc-max	e-min	k-max	s-max
M 6	18		14.2	10.95	6.6	10
M 8	22	28	18	14.26	8.1	13
M 10	26	32	22.3	16.5	9.2	15

M x l	art code	EAN	BOX	KG/ BOX
6 x 16	06921,06016 Z	5410439317108	200	0,34
6 x 20	06921,06020 Z	5410439332057	200	0,29
6 x 25	06921,06025 Z	5410439332149	200	5,03
8 x 16	06921,08016 Z	5410439332156	200	0,26
8 x 20	06921,08020 Z	5410439172295	200	0,38
8 x 25	06921,08025 Z	5410439630658	200	0,42
8 x 30	06921,08030 Z	5410439332163	200	0,55
10 x 20	06921,10020 Z	5410439332170	100	1,38

M x l	art code	EAN	BOX	KG/ BOX
10 x 25	06921,10025 Z	5410439332187	100	0,69
10 x 30	06921,10030 Z	5410439332194	100	2,72
10 x 35	06921,10035 Z	5410439332200	100	1,27
10 x 40	06921,10040 Z	5410439332217	100	1,75
10 x 45	06921,10045 Z	5410439332040	100	2,70
10 x 50	06921,10050 Z	5410439332224	100	0,46
10 x 60	06921,10060 Z	5410439332231	100	1,30

PROTECTION CAP FOR HEXAGON BOLT/NUT

AFDEKKAP ZESKANT BOUT/MOER

CAPUCHON POUR VIS/ÉCROU HEX.

SCHUTZKAPPEN FÜR SECHSKANTSCHRAUBEN/MUTTERN

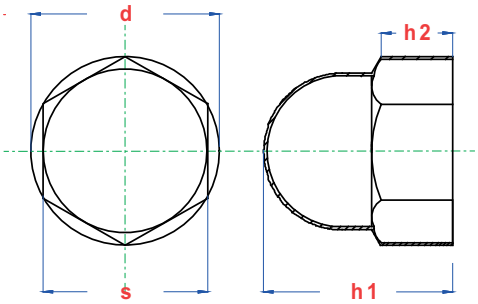

N
nylon

material : Synthetic	**materiaal :** Kunststof	**matière :** Synthétique	**Werkstoff :** Kunststoff
type : standard	**type :** standaard	**type :** standard	**Typ :** normalmass
surface : black RAL9005	**oppervlak :** zwart RAL9005	**surface :** noir RAL9005	**Oberfläche :** schwarz RAL9005

Technical properties / Technische gegevens /
Données techniques / Technische Daten

M x	art code	EAN	BOX	KG/ BOX	d	h1	h2	s	RAL
6 x 9005	AFD04,069005N	5410439141871	100		12,9	13,0	6,0	10	9005
8 x 9005	AFD04,089005N	5410439107235	100		16,8	15,0	7,5	13	9005
10 x 9005	AFD04,109005N	5410439134972	100		21,3	19,5	9,0	17	9005
12 x 9005	AFD04,129005N	5410439134989	100		23,6	21,5	11,0	19	9005
14 x 9005	AFD04,149005N	5410439141604	100		26,8	23,7	12,3	22	9005
16 x 9005	AFD04,169005N	5410439135092	100		29,8	27,0	14,0	24	9005
20 x 9005	AFD04,209005N	5410439135108	100		37,4	33,2	17,0	30	9005

pgb - AFD04

PROTECTION CAP FOR HEXAGON BOLT/NUT

AFDEKKAP ZESKANT BOUT/MOER

CAPUCHON POUR VIS/ÉCROU HEX.

SCHUTZKAPPEN FÜR SECHSKANTSCHRAUBEN/MUTTERN

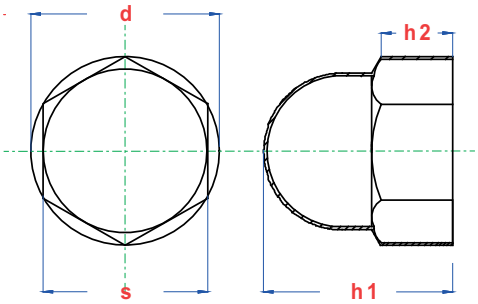

N
nylon

material : Synthetic	**materiaal :** Kunststof	**matière :** Synthétique	**Werkstoff :** Kunststoff
type : standard	**type :** standaard	**type :** standard	**Typ :** normalmass
surface : white	**oppervlak :** wit	**surface :** blanc	**Oberfläche :** weiss

Technical properties / Technische gegevens /
Données techniques / Technische Daten

M x	art code	EAN	BOX	KG/ BOX	d	h1	h2	s	RAL
5 x 9010	AFD04,059010N	5410439150439	100		10,9	9,5	5,0	8	9005
6 x 9010	AFD04,069010N	5410439141543	100		12,9	13,0	6,0	10	9005
8 x 9010	AFD04,089010N	5410439141888	100		16,8	15,0	7,5	13	9005
10 x 9010	AFD04,109010N	5410439141895	100		21,3	19,5	9,0	17	9005
12 x 9010	AFD04,129010N	5410439141383	100		23,6	21,5	11,0	19	9005
14 x 9010	AFD04,149010N	5410439141901	100		26,8	23,7	12,3	22	9005
16 x 9010	AFD04,169010N	5410439141918	100		29,8	27,0	14,0	24	9005
20 x 9010	AFD04,209010N	5410439141925	100		37,4	33,2	17,0	30	9005

B SOCKET HEAD CAP SCREWS

BINNENZESKANTBOUTEN - TETE 6-PANS CREUX - INNENSECHSKANTSCHRAUBEN

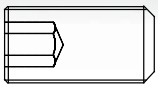	**Din 913 (12/1980)**	HEX. SOCKET SET SCREW with flat point STELSCHROEF BZK vlakke onderzijde VIS SANS TETE à six pans creux à bout plat GEWINDESTIFTE mit Innensechskant und Kegelkuppe	p. 93
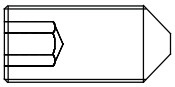	**Din 914 (12/1980)**	HEX. SOCKET SET SCREW with cone point STELSCHROEF BZK kegelpunt VIS SANS TETE à six pans creux à bout pointu GEWINDESTIFTE mit Innensechskant und Spitze	p. 96
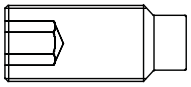	**Din 915 (12/1980)**	HEX. SOCKET SET SCREW with dog point STELSCHROEF BZK tap VIS SANS TETE à six pans creux à téton GEWINDESTIFTE mit Innensechskant und Zapfen	p. 99
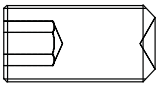	**Din 916 (12/1980)**	HEX. SOCKET SET SCREW with cup point STELSCHROEF BZK kratereind VIS SANS TETE à six pans creux à cuvette GEWINDESTIFTE mit Innensechskant und Ringschneide	p. 101
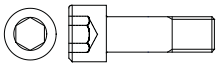	**Din 912 (12/1983) *** **EN 4762 (06/2004) ****	CAP HEAD SCREW hexagon socket BINNENZESKANTBOUT met cil.kop VIS TETE CYLINDRIQUE à six pans creux INNENSECHSKANTSCHRAUBE mit Zylinderkopf	p. 105
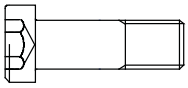	**Din 7984 (05/1985)**	CAP HEAD SCREW hex.socket reduced head height BINNENZESKANTBOUT met lage cil.kop VIS CYLINDRIQUE à 6-pans creux tête basse INNENSECHSKANTSCHRAUBE mit niedrigen Kopf	p. 115
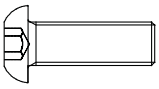	**pgb - ULS** **EN 7380 (11/1997)**	HEXAGON SOCKET SCREW with button head BINNENZESKANTBOUT met bolle kop VIS TETE BOMBEE avec 6 pans creux RUNDKOPFSCHRAUBE mit Innensechskant	p. 117
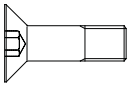	**Din 7991 (01/1986) *** **EN 10642 (06/2004)****	HEX. SOCKET CAP SCREW countersunk head BINNENZESKANTBOUT met verzonken kop VIS A 6PC tête fraisée INNENSECHTSKANTSCHRAUBE Senkkopf	p. 121
	Din 911	ALLEN KEY for socket screw ZESKANTSTIFTSLEUTEL voor binnenzeskantbout CLE ALLEN pour vis à six pans creux SECHSKANTSTIFTSCHLÜSSEL	p. 129

HEX. SOCKET SET SCREW WITH FLAT POINT

STELSCHROEF BZK VLAKKE ONDERZIJDE

VIS SANS TETE À SIX PANS CREUX À BOUT PLAT

GEWINDESTIFTE MIT INNENSECHSKANT UND KEGELKUPPE

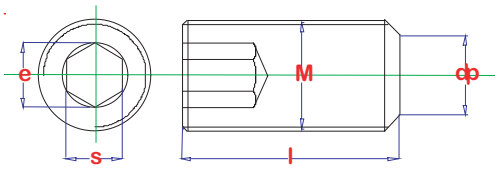

SS Hardened steel

material : Steel 45H	**materiaal :** Staal 45H	**matière :** Acier 45H	**Werkstoff :** Stahl 45H
type : standard	**type :** standaard	**type :** standard	**Typ :** normalmass
surface : plain	**oppervlak :** blank	**surface :** brut	**Oberfläche :** roh

Technical properties / Technische gegevens / Données techniques / Technische Daten

M	dp max.	e min.	s max.
M 3	2	1.73	1.545
M 4	2.5	2.3	2.045
M 5	3.5	2.87	2.56
M 6	4	3.44	3.08
M 8	5.5	4.58	4.095
M 10	7	5.72	5.095
M 12	8.5	6.86	6.085
M 16	12	9.15	8.115

M x l	art code	EAN	BOX	KG/ BOX
3 x 3	00913,03003 SS	5410439042512	200	1,55
3 x 4	00913,03004 SS	5410439042529	200	1,80
3 x 5	00913,03005 SS	5410439042536	200	2,00
3 x 6	00913,03006 SS	5410439042543	200	4,50
3 x 8	00913,03008 SS	5410439042550	200	1,80
3 x 10	00913,03010 SS	5410439042567	200	3,88
3 x 12	00913,03012 SS	5410439042574	200	19,63
3 x 16	00913,03016 SS	5410439042581	200	5,13
3 x 20	00913,03020 SS	5410439042598	200	1,00
3 x 25	00913,03025 SS	5410439042604	200	1,63
4 x 4	00913,04004 SS	5410439042635	200	0,32
4 x 5	00913,04005 SS	5410439042659	200	0,20
4 x 6	00913,04006 SS	5410439042673	200	0,32
4 x 8	00913,04008 SS	5410439042697	200	0,36
4 x 10	00913,04010 SS	5410439042710	200	0,36
4 x 12	00913,04012 SS	5410439042734	200	0,28
4 x 16	00913,04016 SS	5410439042758	200	0,44
4 x 20	00913,04020 SS	5410439042772	200	3,52
4 x 25	00913,04025 SS	5410439042796	200	3,84
4 x 30	00913,04030 SS	5410439042802	200	5,32

M x l	art code	EAN	BOX	KG/ BOX
4 x 35	00913,04035 SS	5410439042819	200	2,60
4 x 40	00913,04040 SS	5410439042826	200	0,48
5 x 5	00913,05005 SS	5410439042840	200	3,36
5 x 6	00913,05006 SS	5410439042864	200	0,40
5 x 8	00913,05008 SS	5410439042888	200	0,24
5 x 10	00913,05010 SS	5410439042901	200	0,44
5 x 12	00913,05012 SS	5410439042925	200	0,84
5 x 16	00913,05016 SS	5410439042949	200	0,68
5 x 20	00913,05020 SS	5410439042963	200	0,36
5 x 25	00913,05025 SS	5410439042987	200	0,48
5 x 30	00913,05030 SS	5410439043007	200	0,56
5 x 40	00913,05040 SS	5410439043021	200	0,88
6 x 5	00913,06005 SS	5410439043052	200	1,88
6 x 6	00913,06006 SS	5410439043076	200	2,25
6 x 8	00913,06008 SS	5410439043090	200	0,64
6 x 10	00913,06010 SS	5410439043113	200	0,96
6 x 12	00913,06012 SS	5410439043137	200	0,32
6 x 16	00913,06016 SS	5410439043151	200	0,44
6 x 20	00913,06020 SS	5410439043175	200	0,64
6 x 25	00913,06025 SS	5410439043199	200	0,88

SS Hardened steel

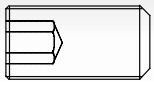

material : Steel 45H	**materiaal :** Staal 45H	**matière :** Acier 45H	**Werkstoff :** Stahl 45H
type : standard	**type :** standaard	**type :** standard	**Typ :** normalmass
surface : plain	**oppervlak :** blank	**surface :** brut	**Oberfläche :** roh

B

M x l	art code	EAN	BOX	KG/ BOX
6 x 30	00913,06030 SS	5410439043212	200	1,04
6 x 35	00913,06035 SS	5410439043236	200	0,76
6 x 40	00913,06040 SS	5410439043250	200	0,44
6 x 45	00913,06045 SS	5410439043267	200	1,55
6 x 50	00913,06050 SS	5410439043274	200	1,36
6 x 60	00913,06060 SS	5410439043281	200	1,55
8 x 6	00913,08006 SS	5410439043298	200	1,13
8 x 8	00913,08008 SS	5410439043311	200	0,40
8 x 10	00913,08010 SS	5410439043335	200	0,56
8 x 12	00913,08012 SS	5410439043359	200	0,72
8 x 16	00913,08016 SS	5410439043373	200	2,13
8 x 20	00913,08020 SS	5410439043397	200	1,20
8 x 25	00913,08025 SS	5410439043410	200	0,84
8 x 30	00913,08030 SS	5410439043434	200	1,76
8 x 35	00913,08035 SS	5410439043458	200	0,72
8 x 40	00913,08040 SS	5410439043472	200	0,92
8 x 45	00913,08045 SS	5410439043489	200	1,40
8 x 50	00913,08050 SS	5410439043502	200	2,64
8 x 60	00913,08060 SS	5410439043519	200	0,52
8 x 70	00913,08070 SS	5410439043526	200	0,64
10 x 10	00913,10010 SS	5410439043564	200	0,48
10 x 12	00913,10012 SS	5410439043588	200	0,56
10 x 16	00913,10016 SS	5410439043601	200	0,68
10 x 20	00913,10020 SS	5410439043625	200	1,24
10 x 25	00913,10025 SS	5410439043649	200	1,00
10 x 30	00913,10030 SS	5410439043663	200	1,60
10 x 35	00913,10035 SS	5410439043687	200	2,00

M x l	art code	EAN	BOX	KG/ BOX
10 x 40	00913,10040 SS	5410439043700	200	0,92
10 x 45	00913,10045 SS	5410439043717	200	1,92
10 x 50	00913,10050 SS	5410439043731	200	2,32
10 x 60	00913,10060 SS	5410439043748	200	0,80
10 x 70	00913,10070 SS	5410439043755	200	1,00
10 x 80	00913,10080 SS	5410439043762	200	1,80
10 x 100	00913,10100 SS	5410439043786	200	0,92
12 x 12	00913,12012 SS	5410439043816	200	1,68
12 x 16	00913,12016 SS	5410439043830	200	0,80
12 x 20	00913,12020 SS	5410439043854	200	2,30
12 x 25	00913,12025 SS	5410439043878	200	1,04
12 x 30	00913,12030 SS	5410439043892	200	2,75
12 x 35	00913,12035 SS	5410439043915	200	1,16
12 x 40	00913,12040 SS	5410439043939	200	1,28
12 x 45	00913,12045 SS	5410439043946	200	1,36
12 x 50	00913,12050 SS	5410439043960	200	2,20
12 x 60	00913,12060 SS	5410439043977	200	1,04
12 x 100	00913,12100 SS	5410439044011	200	1,24
16 x 16	00913,16016 SS	5410439100076	100	1,36
16 x 20	00913,16020 SS	5410439100083	100	1,64
16 x 30	00913,16030 SS	5410439100106	100	0,29
16 x 35	00913,16035 SS	5410439100113	50	2,32
16 x 40	00913,16040 SS	5410439100120	50	2,55
16 x 50	00913,16050 SS	5410439100137	50	3,48
16 x 60	00913,16060 SS	5410439100144	25	1,72
16 x 70	00913,16070 SS	5410439115506	25	2,00

HEX. SOCKET SET SCREW WITH FLAT POINT

STELSCHROEF BZK VLAKKE ONDERZIJDE

VIS SANS TETE À SIX PANS CREUX À BOUT PLAT

GEWINDESTIFTE MIT INNENSECHSKANT UND KEGELKUPPE

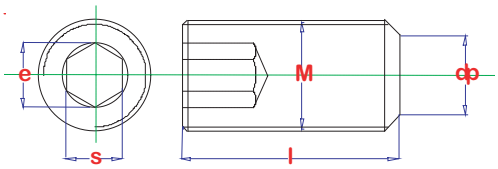

A2 inox

material : Stainless steel A2	**materiaal :** Inox A2	**matière :** Inox A2	**Werkstoff :** Edelstahl A2
type :	**type :**	**type :**	**Typ :** normalmass
surface :	**oppervlak :**	**surface :**	**Oberfläche :**

Technical properties / Technische gegevens / Données techniques / Technische Daten

M	dp max.	e min.	s max.
M 4	2.5	2.3	2.045
M 5	3.5	2.87	2.56
M 6	4	3.44	3.08
M 8	5.5	4.58	4.095
M 10	7	5.72	5.095
M 12	8.5	6.86	6.085

M x l	art code	EAN	BOX	KG/ BOX
4 x 5	00913,04005 A2	5410439042642	200	0,32
4 x 6	00913,04006 A2	5410439042666	200	1,72
4 x 8	00913,04008 A2	5410439042680	200	0,40
4 x 10	00913,04010 A2	5410439042703	200	0,36
4 x 12	00913,04012 A2	5410439042727	200	0,44
4 x 16	00913,04016 A2	5410439042741	200	0,48
4 x 20	00913,04020 A2	5410439042765	200	0,24
4 x 30	00913,04030 A2	5410439153560	200	0,52
5 x 5	00913,05005 A2	5410439042833	200	2,24
5 x 6	00913,05006 A2	5410439042857	200	0,72
5 x 8	00913,05008 A2	5410439042871	200	2,48
5 x 10	00913,05010 A2	5410439042895	200	3,56
5 x 16	00913,05016 A2	5410439042932	200	1,44
5 x 20	00913,05020 A2	5410439042956	200	0,44
5 x 25	00913,05025 A2	5410439042970	200	0,32
5 x 30	00913,05030 A2	5410439042994	200	0,56
6 x 6	00913,06006 A2	5410439043069	200	0,32
6 x 8	00913,06008 A2	5410439043083	200	0,92
6 x 10	00913,06010 A2	5410439043106	200	0,60
6 x 12	00913,06012 A2	5410439043120	200	0,68
6 x 16	00913,06016 A2	5410439043144	200	3,08
6 x 20	00913,06020 A2	5410439043168	200	2,32
6 x 25	00913,06025 A2	5410439043182	200	5,60
6 x 30	00913,06030 A2	5410439043205	200	0,84

M x l	art code	EAN	BOX	KG/ BOX
8 x 8	00913,08008 A2	5410439043304	200	0,40
8 x 10	00913,08010 A2	5410439043328	200	0,52
8 x 12	00913,08012 A2	5410439043342	200	0,48
8 x 16	00913,08016 A2	5410439043366	200	3,52
8 x 20	00913,08020 A2	5410439043380	200	4,32
8 x 25	00913,08025 A2	5410439043403	200	2,20
8 x 30	00913,08030 A2	5410439043427	200	0,76
8 x 35	00913,08035 A2	5410439043441	200	0,64
8 x 40	00913,08040 A2	5410439043465	200	1,24
8 x 50	00913,08050 A2	5410439043496	200	1,60
10 x 10	00913,10010 A2	5410439043557	200	0,72
10 x 12	00913,10012 A2	5410439043571	200	2,64
10 x 16	00913,10016 A2	5410439043595	200	1,44
10 x 20	00913,10020 A2	5410439043618	200	1,24
10 x 25	00913,10025 A2	5410439043632	200	1,72
10 x 30	00913,10030 A2	5410439043656	200	1,92
10 x 35	00913,10035 A2	5410439043670	100	0,12
10 x 40	00913,10040 A2	5410439043694	100	2,32
10 x 50	00913,10050 A2	5410439043724	100	0,92
12 x 16	00913,12016 A2	5410439043823	200	0,60
12 x 20	00913,12020 A2	5410439043847	200	0,84
12 x 25	00913,12025 A2	5410439043861	100	2,20
12 x 30	00913,12030 A2	5410439043885	100	0,12

B

HEX. SOCKET SET SCREW WITH CONE POINT

STELSCHROEF BZK KEGELPUNT

VIS SANS TETE À SIX PANS CREUX À BOUT POINTU

GEWINDESTIFTE MIT INNENSECHSKANT UND SPITZE

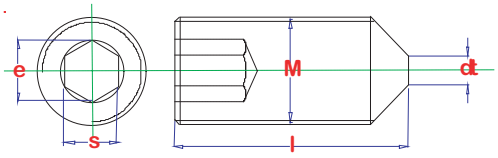

SS Hardened steel

material : Steel 45H	**materiaal :** Staal 45H	**matière :** Acier 45H	**Werkstoff :** Stahl 45H
type : standard	**type :** standaard	**type :** standard	**Typ :** normalmass
surface : plain	**oppervlak :** blank	**surface :** brut	**Oberfläche :** roh

Technical properties / Technische gegevens / Données techniques / Technische Daten

M	dt max.	e min.	s max.
M 3		1.73	1.545
M 4		2.3	2.045
M 5		2.87	2.56
M 6	1.5	3.44	3.08
M 8	2	4.58	4.095
M 10	2.5	5.72	5.095
M 12	3	6.86	6.085

M x l	art code	EAN	BOX	KG/ BOX
3 x 4	00914,03004 SS	5410439044059	200	0,88
3 x 5	00914,03005 SS	5410439044066	200	1,04
3 x 6	00914,03006 SS	5410439044073	200	2,12
3 x 8	00914,03008 SS	5410439044080	200	1,44
3 x 10	00914,03010 SS	5410439044097	200	1,56
3 x 12	00914,03012 SS	5410439044103	200	0,64
3 x 16	00914,03016 SS	5410439044110	200	1,00
3 x 20	00914,03020 SS	5410439044127	200	1,36
4 x 4	00914,04004 SS	5410439116046	200	1,72
4 x 5	00914,04005 SS	5410439044172	200	2,52
4 x 6	00914,04006 SS	5410439044196	200	3,44
4 x 8	00914,04008 SS	5410439044219	200	1,24
4 x 10	00914,04010 SS	5410439044233	200	1,68
4 x 12	00914,04012 SS	5410439044257	200	2,48
4 x 16	00914,04016 SS	5410439044271	200	3,08
4 x 20	00914,04020 SS	5410439044295	200	1,88
4 x 25	00914,04025 SS	5410439044318	200	2,24
4 x 30	00914,04030 SS	5410439044325	200	2,52
5 x 5	00914,05005 SS	5410439100151	200	1,56
5 x 6	00914,05006 SS	5410439044370	200	0,52
5 x 8	00914,05008 SS	5410439044394	200	0,56

M x l	art code	EAN	BOX	KG/ BOX
5 x 10	00914,05010 SS	5410439044417	200	0,76
5 x 12	00914,05012 SS	5410439044431	200	3,36
5 x 16	00914,05016 SS	5410439044455	200	0,20
5 x 20	00914,05020 SS	5410439044479	200	0,16
5 x 25	00914,05025 SS	5410439044493	200	0,24
5 x 30	00914,05030 SS	5410439044516	200	0,28
5 x 35	00914,05035 SS	5410439044523	200	1,16
5 x 40	00914,05040 SS	5410439044530	200	3,52
6 x 5	00914,06005 SS	5410439100168	200	1,88
6 x 6	00914,06006 SS	5410439100175	200	2,96
6 x 8	00914,06008 SS	5410439044585	200	0,84
6 x 10	00914,06010 SS	5410439044608	200	1,24
6 x 12	00914,06012 SS	5410439044622	200	1,92
6 x 16	00914,06016 SS	5410439044646	200	2,52
6 x 20	00914,06020 SS	5410439044660	200	0,32
6 x 25	00914,06025 SS	5410439044684	200	0,72
6 x 30	00914,06030 SS	5410439044707	200	0,56
6 x 35	00914,06035 SS	5410439044714	200	0,28
6 x 40	00914,06040 SS	5410439044738	200	1,48
6 x 50	00914,06050 SS	5410439044752	200	2,16
6 x 60	00914,06060 SS	5410439044769	200	2,48

SS Hardened steel

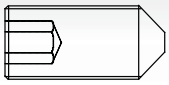

material : Steel 45H	**materiaal :** Staal 45H	**matière :** Acier 45H	**Werkstoff :** Stahl 45H
type : standard	**type :** standaard	**type :** standard	**Typ :** normalmass
surface : plain	**oppervlak :** blank	**surface :** brut	**Oberfläche :** roh

B

M x l	art code	EAN	BOX	KG/ BOX
8 x 8	00914,08008 SS	5410439100199	200	1,40
8 x 10	00914,08010 SS	5410439044790	200	0,76
8 x 12	00914,08012 SS	5410439044813	200	0,92
8 x 16	00914,08016 SS	5410439044837	200	1,68
8 x 20	00914,08020 SS	5410439044851	200	1,88
8 x 25	00914,08025 SS	5410439044875	200	1,76
8 x 30	00914,08030 SS	5410439044899	200	2,12
8 x 35	00914,08035 SS	5410439044912	200	0,72
8 x 40	00914,08040 SS	5410439044936	200	0,48
8 x 60	00914,08060 SS	5410439044974	200	2,64
10 x 10	00914,10010 SS	5410439100205	200	0,44
10 x 12	00914,10012 SS	5410439045032	200	0,36
10 x 16	00914,10016 SS	5410439045056	200	0,88
10 x 20	00914,10020 SS	5410439045070	200	0,28

M x l	art code	EAN	BOX	KG/ BOX
10 x 25	00914,10025 SS	5410439045094	200	0,64
10 x 30	00914,10030 SS	5410439045117	200	7,76
10 x 35	00914,10035 SS	5410439045131	200	0,72
10 x 40	00914,10040 SS	5410439045155	200	0,48
10 x 50	00914,10050 SS	5410439045186	200	1,20
12 x 12	00914,12012 SS	5410439116077	200	1,08
12 x 16	00914,12016 SS	5410439045261	200	1,20
12 x 20	00914,12020 SS	5410439045285	200	2,12
12 x 25	00914,12025 SS	5410439045308	200	3,32
12 x 30	00914,12030 SS	5410439045322	200	2,60
12 x 35	00914,12035 SS	5410439045346	200	1,28
12 x 40	00914,12040 SS	5410439045360	200	1,44
12 x 50	00914,12050 SS	5410439045391	200	2,20
12 x 60	00914,12060 SS	5410439045407	200	0,16

B

HEX. SOCKET SET SCREW WITH CONE POINT

STELSCHROEF BZK KEGELPUNT

VIS SANS TETE À SIX PANS CREUX À BOUT POINTU

GEWINDESTIFTE MIT INNENSECHSKANT UND SPITZE

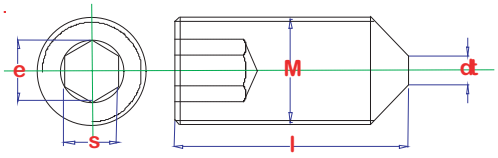

A2 inox

material : Stainless steel A2	**materiaal :** Inox A2	**matière :** Inox A2	**Werkstoff :** Edelstahl A2
type :	**type :**	**type :**	**Typ :** normalmass
surface : plain	**oppervlak :** blank	**surface :** brut	**Oberfläche :** roh

Technical properties / Technische gegevens / Données techniques / Technische Daten

M	dt max.	e min.	s max.
M 4		2.3	2.045
M 5		2.87	2.56
M 6	1.5	3.44	3.08
M 8	2	4.58	4.095
M 10	2.5	5.72	5.095
M 12	3	6.86	6.085

M x l	art code	EAN	BOX	KG/ BOX
4 x 8	00914,04008 A2	5410439044202	200	0,36
4 x 10	00914,04010 A2	5410439044226	200	0,32
4 x 12	00914,04012 A2	5410439044240	200	0,44
4 x 16	00914,04016 A2	5410439044264	200	0,52
4 x 20	00914,04020 A2	5410439044288	200	0,56
5 x 5	00914,05005 A2	5410439044356	200	0,36
5 x 10	00914,05010 A2	5410439044400	200	0,60
5 x 12	00914,05012 A2	5410439044424	200	0,68
5 x 16	00914,05016 A2	5410439044448	200	0,76
5 x 20	00914,05020 A2	5410439044462	200	0,96
5 x 25	00914,05025 A2	5410439044486	200	1,12
5 x 30	00914,05030 A2	5410439044509	200	0,80
6 x 6	00914,06006 A2	5410439044561	200	0,52
6 x 8	00914,06008 A2	5410439044578	200	1,08
6 x 10	00914,06010 A2	5410439044592	200	0,60
6 x 12	00914,06012 A2	5410439044615	200	0,68
6 x 16	00914,06016 A2	5410439044639	200	0,88
6 x 20	00914,06020 A2	5410439044653	200	0,16
6 x 25	00914,06025 A2	5410439044677	200	1,44
6 x 30	00914,06030 A2	5410439044691	200	4,56
6 x 35	00914,06035 A2	5410439154093	200	1,16
6 x 40	00914,06040 A2	5410439044721	200	1,76

M x l	art code	EAN	BOX	KG/ BOX
8 x 10	00914,08010 A2	5410439044783	200	0,76
8 x 12	00914,08012 A2	5410439044806	200	1,00
8 x 16	00914,08016 A2	5410439044820	200	0,88
8 x 20	00914,08020 A2	5410439044844	200	1,76
8 x 25	00914,08025 A2	5410439044868	200	1,24
8 x 30	00914,08030 A2	5410439044882	200	1,52
8 x 35	00914,08035 A2	5410439044905	200	2,04
8 x 40	00914,08040 A2	5410439044929	200	2,76
10 x 12	00914,10012 A2	5410439045025	200	1,56
10 x 16	00914,10016 A2	5410439045049	200	2,36
10 x 20	00914,10020 A2	5410439045063	200	3,04
10 x 25	00914,10025 A2	5410439045087	200	2,24
10 x 30	00914,10030 A2	5410439045100	200	4,08
10 x 35	00914,10035 A2	5410439045124	100	3,72
10 x 40	00914,10040 A2	5410439045148	100	3,12
12 x 12	00914,12012 A2	5410439045247	200	1,60
12 x 16	00914,12016 A2	5410439045254	200	1,80
12 x 20	00914,12020 A2	5410439045278	200	0,24
12 x 25	00914,12025 A2	5410439045292	100	0,28
12 x 30	00914,12030 A2	5410439045315	100	0,36
12 x 35	00914,12035 A2	5410439045339	100	0,24
12 x 40	00914,12040 A2	5410439045353	100	0,12

HEX. SOCKET SET SCREW WITH DOG POINT

STELSCHROEF BZK TAP

VIS SANS TETE À SIX PANS CREUX À TÉTON

GEWINDESTIFTE MIT INNENSECHSKANT UND ZAPFEN

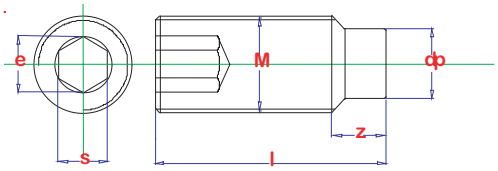

SS Hardened steel

material : Steel 45H	**materiaal :** Staal 45H	**matière :** Acier 45H	**Werkstoff :** Stahl 45H
type : standard	**type :** standaard	**type :** standard	**Typ :** normalmass
surface : plain	**oppervlak :** blank	**surface :** brut	**Oberfläche :** roh

Technical properties / Technische gegevens / Données techniques / Technische Daten

M	dp max	e min.	s max.	z max.
M 3	2	1.73	1.545	1.75
M 4	2.5	2.3	2.045	2.25
M 5	3.5	2.87	2.56	2.75
M 6	4	3.44	3.08	3.25
M 8	5.5	4.58	4.095	4.3
M 10	7	5.72	5.095	5.3
M 12	8.5	6.86	6.085	6.3

M x l	art code	EAN	BOX	KG/ BOX
3 x 5	00915,03005 SS	5410439045933	200	1,12
3 x 6	00915,03006 SS	5410439045940	200	0,36
3 x 8	00915,03008 SS	5410439045957	200	0,68
3 x 10	00915,03010 SS	5410439045964	200	0,52
3 x 12	00915,03012 SS	5410439045971	200	0,60
3 x 16	00915,03016 SS	5410439045988	200	16,00
3 x 20	00915,03020 SS	5410439045995	200	8,00
4 x 6	00915,04006 SS	5410439046039	200	16,00
4 x 8	00915,04008 SS	5410439046046	200	16,00
4 x 10	00915,04010 SS	5410439046053	200	16,00
4 x 12	00915,04012 SS	5410439046060	200	12,00
4 x 16	00915,04016 SS	5410439046077	200	16,00
4 x 20	00915,04020 SS	5410439046084	200	1,24
4 x 25	00915,04025 SS	5410439046091	200	1,60
5 x 6	00915,05006 SS	5410439046138	200	16,00
5 x 8	00915,05008 SS	5410439046145	200	19,00
5 x 10	00915,05010 SS	5410439046152	200	23,00
5 x 12	00915,05012 SS	5410439046169	200	33,00
5 x 16	00915,05016 SS	5410439046176	200	18,00
5 x 20	00915,05020 SS	5410439046183	200	22,00
5 x 25	00915,05025 SS	5410439046190	200	28,00

M x l	art code	EAN	BOX	KG/ BOX
5 x 30	00915,05030 SS	5410439046206	200	33,00
5 x 35	00915,05035 SS	5410439046213	200	1,08
6 x 6	00915,06006 SS	5410439187534	200	41,00
6 x 8	00915,06008 SS	5410439046251	200	22,00
6 x 10	00915,06010 SS	5410439046268	200	22,00
6 x 12	00915,06012 SS	5410439046275	200	22,00
6 x 16	00915,06016 SS	5410439046282	200	25,00
6 x 20	00915,06020 SS	5410439046299	200	0,60
6 x 25	00915,06025 SS	5410439046305	200	0,64
6 x 30	00915,06030 SS	5410439046312	200	0,72
6 x 35	00915,06035 SS	5410439046329	200	0,88
8 x 8	00915,08008 SS	5410439455947	200	0,88
8 x 10	00915,08010 SS	5410439046374	200	1,08
8 x 12	00915,08012 SS	5410439046381	200	1,20
8 x 16	00915,08016 SS	5410439046398	200	1,24
8 x 20	00915,08020 SS	5410439046404	200	1,40
8 x 25	00915,08025 SS	5410439046411	200	0,48
8 x 30	00915,08030 SS	5410439046428	200	0,52
8 x 35	00915,08035 SS	5410439046435	200	0,60
8 x 40	00915,08040 SS	5410439046442	200	0,60
8 x 45	00915,08045 SS	5410439046459	200	0,76

SS
Hardened steel

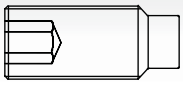

material : Steel 45H	**materiaal :** Staal 45H	**matière :** Acier 45H	**Werkstoff :** Stahl 45H
type : standard	**type :** standaard	**type :** standard	**Typ :** normalmass
surface : plain	**oppervlak :** blank	**surface :** brut	**Oberfläche :** roh

B

M x l	art code	EAN	BOX	KG/ BOX
8 x 50	00915,08050 SS	5410439046466	200	0,36
8 x 60	00915,08060 SS	5410439046473	200	0,88
10 x 10	00915,10010 SS	5410439116459	200	0,44
10 x 12	00915,10012 SS	5410439046503	200	0,48
10 x 16	00915,10016 SS	5410439046510	200	0,56
10 x 20	00915,10020 SS	5410439046527	200	1,20
10 x 25	00915,10025 SS	5410439046534	200	0,68
10 x 30	00915,10030 SS	5410439046541	200	0,48
10 x 35	00915,10035 SS	5410439046558	200	0,36
10 x 40	00915,10040 SS	5410439046565	200	0,40

M x l	art code	EAN	BOX	KG/ BOX
10 x 45	00915,10045 SS	5410439046572	200	0,56
10 x 50	00915,10050 SS	5410439046589	200	0,52
10 x 80	00915,10080 SS	5410439046619	200	2,92
12 x 20	00915,12020 SS	5410439046664	200	0,68
12 x 25	00915,12025 SS	5410439046671	200	0,84
12 x 30	00915,12030 SS	5410439046688	200	1,00
12 x 40	00915,12040 SS	5410439046701	200	0,40
12 x 50	00915,12050 SS	5410439046725	200	0,56
12 x 60	00915,12060 SS	5410439046732	200	2,76

HEX. SOCKET SET SCREW WITH CUP POINT

STELSCHROEF BZK KRATEREIND

VIS SANS TETE À SIX PANS CREUX À CUVETTE

GEWINDESTIFTE MIT INNENSECHSKANT UND RINGSCHNEIDE

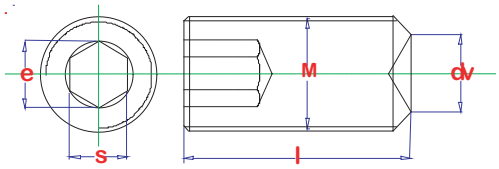

SS Hardened steel

material : Steel 45H	**materiaal :** Staal 45H	**matière :** Acier 45H	**Werkstoff :** Stahl 45H
type : standard	**type :** standaard	**type :** standard	**Typ :** normalmass
surface : plain	**oppervlak :** blank	**surface :** brut	**Oberfläche :** roh

Technical properties / Technische gegevens / Données techniques / Technische Daten

M	dv max.	e min.	s max.
M 3	1.4	1.73	1.545
M 4	2	2.3	2.045
M 5	2.5	2.87	2.56
M 6	3	3.44	3.08
M 8	5	4.58	4.095
M 10	6	5.72	5.095
M 12	8	6.86	6.085
M 16	10	9.15	8.115

M x l	art code	EAN	BOX	KG/ BOX
3 x 3	00916,03003 SS	5410439116473	200	0,56
3 x 4	00916,03004 SS	5410439047289	200	1,60
3 x 5	00916,03005 SS	5410439047302	200	1,84
3 x 6	00916,03006 SS	5410439047326	200	2,28
3 x 8	00916,03008 SS	5410439047340	200	2,52
3 x 10	00916,03010 SS	5410439047364	200	3,24
3 x 12	00916,03012 SS	5410439047388	200	1,28
3 x 16	00916,03016 SS	5410439047425	200	1,24
3 x 20	00916,03020 SS	5410439047449	200	0,60
3 x 25	00916,03025 SS	5410439047463	200	0,64
3 x 30	00916,03030 SS	5410439047470	200	1,52
4 x 4	00916,04004 SS	5410439047494	200	1,92
4 x 5	00916,04005 SS	5410439047524	200	2,24
4 x 6	00916,04006 SS	5410439047555	200	0,48
4 x 8	00916,04008 SS	5410439047586	200	0,36
4 x 10	00916,04010 SS	5410439047616	200	1,68
4 x 12	00916,04012 SS	5410439047647	200	1,28
4 x 16	00916,04016 SS	5410439047692	200	1,44
4 x 20	00916,04020 SS	5410439047722	200	4,48
4 x 25	00916,04025 SS	5410439047753	200	0,80

M x l	art code	EAN	BOX	KG/ BOX
4 x 30	00916,04030 SS	5410439047777	200	0,52
4 x 40	00916,04040 SS	5410439047791	200	1,88
5 x 4	00916,05004 SS	5410439413954	200	2,40
5 x 5	00916,05005 SS	5410439047814	200	0,60
5 x 6	00916,05006 SS	5410439047845	200	0,80
5 x 8	00916,05008 SS	5410439047876	200	1,16
5 x 10	00916,05010 SS	5410439047906	200	2,12
5 x 12	00916,05012 SS	5410439047937	200	1,52
5 x 16	00916,05016 SS	5410439047982	200	2,12
5 x 20	00916,05020 SS	5410439048019	200	2,40
5 x 25	00916,05025 SS	5410439048040	200	0,20
5 x 30	00916,05030 SS	5410439048071	200	0,40
5 x 35	00916,05035 SS	5410439048088	200	0,72
5 x 40	00916,05040 SS	5410439048095	200	2,28
5 x 45	00916,05045 SS	5410439048101	200	0,32
5 x 50	00916,05050 SS	5410439048118	200	0,36
6 x 5	00916,06005 SS	5410439048125	200	0,44
6 x 6	00916,06006 SS	5410439048156	200	1,00
6 x 8	00916,06008 SS	5410439048187	200	1,04
6 x 10	00916,06010 SS	5410439048217	200	3,36

SS Hardened steel

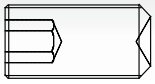

material : Steel 45H	**materiaal :** Staal 45H	**matière :** Acier 45H	**Werkstoff :** Stahl 45H
type : standard	**type :** standaard	**type :** standard	**Typ :** normalmass
surface : plain	**oppervlak :** blank	**surface :** brut	**Oberfläche :** roh

B

M x l	art code	EAN	BOX	KG/ BOX
6 x 12	00916,06012 SS	5410439048248	200	1,00
6 x 16	00916,06016 SS	5410439116480	200	0,92
6 x 20	00916,06020 SS	5410439048323	200	1,36
6 x 25	00916,06025 SS	5410439048354	200	1,84
6 x 30	00916,06030 SS	5410439048385	200	0,96
6 x 35	00916,06035 SS	5410439048408	200	4,08
6 x 40	00916,06040 SS	5410439048439	200	2,80
6 x 45	00916,06045 SS	5410439048446	200	0,56
6 x 50	00916,06050 SS	5410439048453	200	0,80
6 x 60	00916,06060 SS	5410439151641	200	0,72
8 x 6	00916,08006 SS	5410439048460	200	0,40
8 x 8	00916,08008 SS	5410439048491	200	2,44
8 x 10	00916,08010 SS	5410439048521	200	0,28
8 x 12	00916,08012 SS	5410439048552	200	2,92
8 x 16	00916,08016 SS	5410439048590	200	0,52
8 x 20	00916,08020 SS	5410439048620	200	3,16
8 x 25	00916,08025 SS	5410439048651	200	1,28
8 x 30	00916,08030 SS	5410439048682	200	0,92
8 x 35	00916,08035 SS	5410439048712	200	1,92
8 x 40	00916,08040 SS	5410439048743	200	0,36
8 x 45	00916,08045 SS	5410439048767	200	1,80
8 x 50	00916,08050 SS	5410439048781	200	0,84
8 x 60	00916,08060 SS	5410439048798	200	1,04
8 x 70	00916,08070 SS	5410439187541	200	0,64
8 x 80	00916,08080 SS	5410439187558	200	0,48
10 x 8	00916,10008 SS	5410439048804	200	0,56
10 x 10	00916,10010 SS	5410439048828	200	1,16
10 x 12	00916,10012 SS	5410439048859	200	0,40
10 x 16	00916,10016 SS	5410439048880	200	1,52
10 x 20	00916,10020 SS	5410439048910	200	0,72
10 x 25	00916,10025 SS	5410439048941	200	1,08
10 x 30	00916,10030 SS	5410439048972	200	0,88

M x l	art code	EAN	BOX	KG/ BOX
10 x 35	00916,10035 SS	5410439049009	200	1,16
10 x 40	00916,10040 SS	5410439049030	200	1,40
10 x 45	00916,10045 SS	5410439049054	200	1,56
10 x 50	00916,10050 SS	5410439049078	200	1,84
10 x 60	00916,10060 SS	5410439049085	200	0,48
10 x 70	00916,10070 SS	5410439116503	200	0,40
10 x 80	00916,10080 SS	5410439116510	200	0,84
10 x 90	00916,10090 SS	5410439169202	200	0,52
10 x 100	00916,10100 SS	5410439169219	200	0,60
12 x 12	00916,12012 SS	5410439049115	200	2,28
12 x 16	00916,12016 SS	5410439049153	200	1,36
12 x 20	00916,12020 SS	5410439049184	200	2,16
12 x 25	00916,12025 SS	5410439049214	200	0,88
12 x 30	00916,12030 SS	5410439049245	200	4,28
12 x 35	00916,12035 SS	5410439049276	200	1,84
12 x 40	00916,12040 SS	5410439049306	200	3,04
12 x 45	00916,12045 SS	5410439049320	200	2,52
12 x 50	00916,12050 SS	5410439049344	200	1,32
12 x 60	00916,12060 SS	5410439049351	200	3,72
12 x 70	00916,12070 SS	5410439116527	200	0,72
12 x 80	00916,12080 SS	5410439116534	200	0,60
16 x 16	00916,16016 SS	5410439116657	100	1,40
16 x 20	00916,16020 SS	5410439116664	100	1,76
16 x 25	00916,16025 SS	5410439116671	100	2,72
16 x 30	00916,16030 SS	5410439116688	100	0,44
16 x 35	00916,16035 SS	5410439116695	50	0,68
16 x 40	00916,16040 SS	5410439116701	50	0,40
16 x 50	00916,16050 SS	5410439116725	50	0,72
16 x 60	00916,16060 SS	5410439116732	50	0,60
16 x 70	00916,16070 SS	5410439116749	25	0,68
16 x 80	00916,16080 SS	5410439116756	25	0,56
16 x 100	00916,16100 SS	5410439116770	25	0,76

HEX. SOCKET SET SCREW WITH CUP POINT

STELSCHROEF BZK KRATEREIND

VIS SANS TETE À SIX PANS CREUX À CUVETTE

GEWINDESTIFTE MIT INNENSECHSKANT UND RINGSCHNEIDE

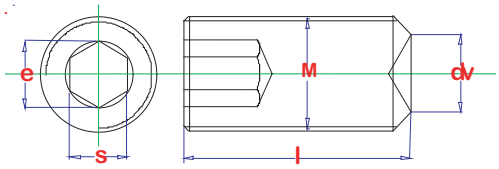

A2 inox

material : Stainless steel A2	**materiaal :** Inox A2	**matière :** Inox A2	**Werkstoff :** Edelstahl A2
type : standard	**type :** standaard	**type :** standard	**Typ :** normalmass
surface : plain	**oppervlak :** blank	**surface :** brut	**Oberfläche :** roh

Technical properties / Technische gegevens / Données techniques / Technische Daten

M	dv max.	e min.	s max.
M 3	1.4	1.73	1.545
M 4	2	2.3	2.045
M 5	2.5	2.87	2.56
M 6	3	3.44	3.08
M 8	5	4.58	4.095
M 10	6	5.72	5.095
M 12	8	6.86	6.085

M x l	art code	EAN	BOX	KG/ BOX
3 x 4	00916,03004 A2	5410439110020	200	0,63
3 x 5	00916,03005 A2	5410439116992	200	0,64
3 x 6	00916,03006 A2	5410439117005	200	0,64
3 x 8	00916,03008 A2	5410439117012	200	0,62
3 x 10	00916,03010 A2	5410439307475	200	0,64
3 x 12	00916,03012 A2	5410439117029	200	1,12
3 x 16	00916,03016 A2	5410439117036	200	0,64
3 x 20	00916,03020 A2	5410439117043	200	1,24
3 x 25	00916,03025 A2	5410439117050	200	1,24
4 x 4	00916,04004 A2	5410439047487	200	0,61
4 x 5	00916,04005 A2	5410439047517	200	0,64
4 x 6	00916,04006 A2	5410439047548	200	0,64
4 x 8	00916,04008 A2	5410439047579	200	0,64
4 x 10	00916,04010 A2	5410439047609	200	1,80
4 x 12	00916,04012 A2	5410439047630	200	0,62
4 x 16	00916,04016 A2	5410439047685	200	0,64
4 x 20	00916,04020 A2	5410439047715	200	0,57
4 x 25	00916,04025 A2	5410439047746	200	2,60
4 x 30	00916,04030 A2	5410439153959	200	
5 x 5	00916,05005 A2	5410439047807	200	
5 x 6	00916,05006 A2	5410439047838	200	3,16

M x l	art code	EAN	BOX	KG/ BOX
5 x 8	00916,05008 A2	5410439047869	200	0,64
5 x 10	00916,05010 A2	5410439305907	200	0,64
5 x 12	00916,05012 A2	5410439047920	200	0,64
5 x 16	00916,05016 A2	5410439047975	200	0,64
5 x 20	00916,05020 A2	5410439048002	200	0,64
5 x 25	00916,05025 A2	5410439048033	200	0,64
5 x 30	00916,05030 A2	5410439048064	200	0,64
6 x 6	00916,06006 A2	5410439048149	200	
6 x 8	00916,06008 A2	5410439048170	200	0,63
6 x 10	00916,06010 A2	5410439048200	200	
6 x 12	00916,06012 A2	5410439048231	200	
6 x 16	00916,06016 A2	5410439048286	200	0,64
6 x 20	00916,06020 A2	5410439048316	200	0,64
6 x 25	00916,06025 A2	5410439048347	200	0,64
6 x 30	00916,06030 A2	5410439048378	200	0,64
6 x 35	00916,06035 A2	5410439153843	200	6,72
6 x 40	00916,06040 A2	5410439048422	200	
6 x 50	00916,06050 A2	5410439153850	200	8,20
6 x 60	00916,06060 A2	5410439153867	200	2,72
8 x 8	00916,08008 A2	5410439048484	200	2,92
8 x 10	00916,08010 A2	5410439048514	200	1,72

A2 inox

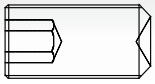

material : Stainless steel A2	**materiaal :** Inox A2	**matière :** Inox A2	**Werkstoff :** Edelstahl A2
type : standard	**type :** standaard	**type :** standard	**Typ :** normalmass
surface : plain	**oppervlak :** blank	**surface :** brut	**Oberfläche :** roh

B

M x l	art code	EAN	BOX	KG/ BOX
8 x 12	00916,08012 A2	5410439048545	200	0,64
8 x 16	00916,08016 A2	5410439048583	200	0,65
8 x 20	00916,08020 A2	5410439048613	200	0,64
8 x 25	00916,08025 A2	5410439048644	200	0,63
8 x 30	00916,08030 A2	5410439048675	200	0,64
8 x 35	00916,08035 A2	5410439048705	200	0,63
8 x 40	00916,08040 A2	5410439048736	200	0,64
8 x 45	00916,08045 A2	5410439153799	200	3,76
8 x 50	00916,08050 A2	5410439048774	200	3,68
10 x 10	00916,10010 A2	5410439048811	200	0,64
10 x 12	00916,10012 A2	5410439048842	200	0,63
10 x 16	00916,10016 A2	5410439048873	200	0,64
10 x 20	00916,10020 A2	5410439048903	200	0,63
10 x 25	00916,10025 A2	5410439048934	200	0,64

M x l	art code	EAN	BOX	KG/ BOX
10 x 30	00916,10030 A2	5410439048965	200	0,64
10 x 35	00916,10035 A2	5410439048996	100	0,63
10 x 40	00916,10040 A2	5410439049023	100	0,65
10 x 45	00916,10045 A2	5410439153744	100	2,39
10 x 50	00916,10050 A2	5410439049061	100	4,32
12 x 12	00916,12012 A2	5410439049108	200	0,64
12 x 16	00916,12016 A2	5410439049146	200	0,64
12 x 20	00916,12020 A2	5410439049177	200	0,64
12 x 25	00916,12025 A2	5410439049207	100	2,04
12 x 30	00916,12030 A2	5410439049238	100	0,64
12 x 35	00916,12035 A2	5410439049269	100	5,04
12 x 40	00916,12040 A2	5410439049290	100	6,12
12 x 45	00916,12045 A2	5410439153713	100	3,16
12 x 50	00916,12050 A2	5410439049337	100	2,28

Din 912 (12/1983) *

EN 4762 (06/2004) **

CAP HEAD SCREW HEXAGON SOCKET

BINNENZESKANTBOUT MET CIL.KOP

VIS TETE CYLINDRIQUE À SIX PANS CREUX

INNENSECHSKANTSCHRAUBE MIT ZYLINDERKOPF

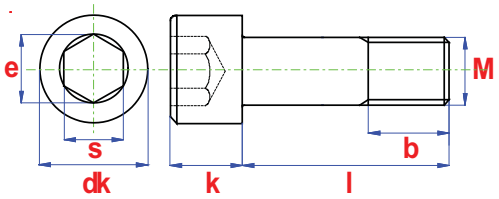

B

S
steel

material : Steel 8.8	**materiaal :** Staal 8.8	**matière :** Acier 8.8	**Werkstoff :** Stahl 8.8
type : standard	**type :** standaard	**type :** standard	**Typ :** normalmass
surface : plain	**oppervlak :** blank	**surface :** brut	**Oberfläche :** roh

Technical properties / Technische gegevens / Données techniques / Technische Daten

M	b	dk max.	e min.	k max.	s max.
M 3	18	5.5	2.87	3	2.58
M 4	20	7	3.44	4	3.08
M 5	22	8.5	4.58	5	4.095
M 6	24	10	5.72	6	5.14
M 8	28	13	6.86	8	6.14
M 10	32	16	9.15	10	8.175
M 12	36	18	11.43	12	10.175
M 14	40	21	13.72	14	12.212
M 16	44	24	16	16	14.212
M 18	48	27	16	18	
M 20	52	30	19.44	20	17.23
M 24	60	36	21.73	24	19.275

* Cancelled since 11/1997 ** Identical interchangeable
* Vervallen vanaf 11/1997 ** Identiek uitwisselbaar
* Retiré à partir de 11/1997 ** Identique
* Storniert ab 11/1997 ** Identisch austauschbar

M x l	art code	EAN	BOX	KG/ BOX
3 x 6	00912,03006 S	5410439114332	500	1,92
3 x 8	00912,03008 S	5410439114349	500	0,92
3 x 10	00912,03010 S	5410439305242	500	1,39
3 x 12	00912,03012 S	5410439114356	500	1,39
3 x 16	00912,03016 S	5410439114363	500	2,25
3 x 20	00912,03020 S	5410439114370	500	1,39
3 x 25	00912,03025 S	5410439114387	500	
3 x 30	00912,03030 S	5410439114394	500	0,16
3 x 35	00912,03035 S	5410439114400	500	0,32
3 x 40	00912,03040 S	5410439114417	500	0,48
4 x 6	00912,04006 S	5410439114455	500	2,50
4 x 8	00912,04008 S	5410439038126	500	
4 x 10	00912,04010 S	5410439038157	500	0,04
4 x 12	00912,04012 S	5410439038195	500	1,29
4 x 16	00912,04016 S	5410439038232	500	
4 x 20	00912,04020 S	5410439038270	500	0,12
4 x 25	00912,04025 S	5410439038317	500	2,92

M x l	art code	EAN	BOX	KG/ BOX
4 x 30	00912,04030 S	5410439038355	500	0,25
4 x 35	00912,04035 S	5410439038393	500	0,32
4 x 40	00912,04040 S	5410439038430	500	0,32
4 x 45	00912,04045 S	5410439038461	500	0,01
4 x 50	00912,04050 S	5410439114462	500	1,00
5 x 6	00912,05006 S	5410439107327	500	1,00
5 x 8	00912,05008 S	5410439038478	500	0,44
5 x 10	00912,05010 S	5410439038508	500	3,01
5 x 12	00912,05012 S	5410439038546	500	0,20
5 x 16	00912,05016 S	5410439038584	500	0,25
5 x 20	00912,05020 S	5410439038621	500	0,44
5 x 25	00912,05025 S	5410439038669	500	0,52
5 x 30	00912,05030 S	5410439038706	200	1,07
5 x 35	00912,05035 S	5410439038744	200	0,12
5 x 40	00912,05040 S	5410439038782	200	0,92
5 x 45	00912,05045 S	5410439038812	200	7,90
5 x 50	00912,05050 S	5410439038850	200	0,93

S
steel

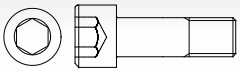

material : Steel 8.8	**materiaal :** Staal 8.8	**matière :** Acier 8.8	**Werkstoff :** Stahl 8.8
type : standard	**type :** standaard	**type :** standard	**Typ :** normalmass
surface : plain	**oppervlak :** blank	**surface :** brut	**Oberfläche :** roh

B

M x l	art code	EAN	BOX	KG/ BOX
5 x 60	00912,05060 S	5410439038874	200	1,39
6 x 6	00912,06006 S	5410439114479	200	0,74
6 x 8	00912,06008 S	5410439038911	500	0,32
6 x 10	00912,06010 S	5410439038935	500	0,21
6 x 12	00912,06012 S	5410439038973	500	0,22
6 x 16	00912,06016 S	5410439039017	500	0,23
6 x 20	00912,06020 S	5410439039055	500	0,25
6 x 25	00912,06025 S	5410439039093	500	
6 x 30	00912,06030 S	5410439039130	500	1,15
6 x 35	00912,06035 S	5410439039178	200	1,92
6 x 40	00912,06040 S	5410439039215	200	0,32
6 x 45	00912,06045 S	5410439039246	200	0,01
6 x 50	00912,06050 S	5410439039284	200	5,12
6 x 55	00912,06055 S	5410439039314	200	0,37
6 x 60	00912,06060 S	5410439039338	200	5,20
6 x 65	00912,06065 S	5410439165495	200	0,01
6 x 70	00912,06070 S	5410439039369	200	0,36
6 x 80	00912,06080 S	5410439039390	200	0,16
6 x 90	00912,06090 S	5410439039413	100	0,01
6 x 100	00912,06100 S	5410439039437	100	4,24
6 x 110	00912,06110 S	5410439114486	100	
6 x 120	00912,06120 S	5410439114493	100	0,64
8 x 10	00912,08010 S	5410439039451	200	3,80
8 x 12	00912,08012 S	5410439039475	200	4,94
8 x 16	00912,08016 S	5410439039505	200	6,36
8 x 20	00912,08020 S	5410439039543	200	6,76
8 x 25	00912,08025 S	5410439039581	200	1,70
8 x 30	00912,08030 S	5410439039628	200	2,01
8 x 35	00912,08035 S	5410439039666	200	1,92
8 x 40	00912,08040 S	5410439039703	200	2,02
8 x 45	00912,08045 S	5410439039734	200	0,56
8 x 50	00912,08050 S	5410439039772	200	
8 x 55	00912,08055 S	5410439039802	200	0,65
8 x 60	00912,08060 S	5410439039840	200	0,57
8 x 65	00912,08065 S	5410439165501	200	0,33
8 x 70	00912,08070 S	5410439039871	200	0,63
8 x 80	00912,08080 S	5410439039901	100	0,35
8 x 90	00912,08090 S	5410439039932	100	
8 x 100	00912,08100 S	5410439039956	100	
8 x 110	00912,08110 S	5410439114547	100	0,16
8 x 120	00912,08120 S	5410439114554	100	0,32
8 x 130	00912,08130 S	5410439114561	100	0,44
8 x 140	00912,08140 S	5410439114578	100	

M x l	art code	EAN	BOX	KG/ BOX
8 x 150	00912,08150 S	5410439114585	100	
10 x 16	00912,10016 S	5410439039970	200	6,44
10 x 20	00912,10020 S	5410439040013	200	0,92
10 x 25	00912,10025 S	5410439040051	200	1,35
10 x 30	00912,10030 S	5410439040099	200	
10 x 35	00912,10035 S	5410439040136	100	0,24
10 x 40	00912,10040 S	5410439040174	100	3,64
10 x 45	00912,10045 S	5410439040204	100	0,68
10 x 50	00912,10050 S	5410439040242	100	0,60
10 x 55	00912,10055 S	5410439040273	100	
10 x 60	00912,10060 S	5410439040310	100	1,16
10 x 65	00912,10065 S	5410439165518	100	1,16
10 x 70	00912,10070 S	5410439040358	100	0,20
10 x 80	00912,10080 S	5410439040389	100	0,25
10 x 90	00912,10090 S	5410439040419	100	
10 x 100	00912,10100 S	5410439040440	100	7,90
10 x 110	00912,10110 S	5410439040471	50	0,88
10 x 120	00912,10120 S	5410439040495	50	1,88
10 x 130	00912,10130 S	5410439114615	50	0,55
10 x 140	00912,10140 S	5410439114622	50	4,12
10 x 150	00912,10150 S	5410439114639	50	1,50
12 x 20	00912,12020 S	5410439040525	100	0,21
12 x 25	00912,12025 S	5410439040563	100	6,36
12 x 30	00912,12030 S	5410439040600	100	0,80
12 x 35	00912,12035 S	5410439040648	100	3,51
12 x 40	00912,12040 S	5410439040686	100	2,20
12 x 45	00912,12045 S	5410439040716	100	1,01
12 x 50	00912,12050 S	5410439040754	100	0,75
12 x 55	00912,12055 S	5410439040785	100	0,01
12 x 60	00912,12060 S	5410439040822	100	
12 x 65	00912,12065 S	5410439165525	50	0,60
12 x 70	00912,12070 S	5410439040860	50	1,05
12 x 80	00912,12080 S	5410439040891	50	1,27
12 x 90	00912,12090 S	5410439040921	50	1,34
12 x 100	00912,12100 S	5410439040952	50	0,92
12 x 110	00912,12110 S	5410439040983	50	0,43
12 x 120	00912,12120 S	5410439041010	50	2,30
12 x 130	00912,12130 S	5410439114653	50	
12 x 140	00912,12140 S	5410439114660	50	0,57
12 x 150	00912,12150 S	5410439114677	50	0,93
14 x 25	00912,14025 S	5410439041041	100	0,04
14 x 30	00912,14030 S	5410439041058	100	0,69
14 x 35	00912,14035 S	5410439041089	100	1,25

S
steel

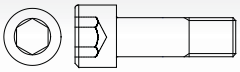

material : Steel 8.8	**materiaal :** Staal 8.8	**matière :** Acier 8.8	**Werkstoff :** Stahl 8.8
type : standard	**type :** standaard	**type :** standard	**Typ :** normalmass
surface : plain	**oppervlak :** blank	**surface :** brut	**Oberfläche :** roh

B

M x l	art code	EAN	BOX	KG/ BOX
14 x 40	00912,14040 S	5410439041119	50	0,66
14 x 45	00912,14045 S	5410439041140	50	1,63
14 x 50	00912,14050 S	5410439041171	50	0,44
14 x 55	00912,14055 S	5410439041201	50	1,40
14 x 60	00912,14060 S	5410439041232	50	0,61
14 x 65	00912,14065 S	5410439165532	50	
14 x 70	00912,14070 S	5410439041263	50	0,46
14 x 80	00912,14080 S	5410439041294	50	0,44
14 x 90	00912,14090 S	5410439041324	50	0,61
14 x 100	00912,14100 S	5410439041355	50	0,61
14 x 110	00912,14110 S	5410439115070	50	0,72
14 x 120	00912,14120 S	5410439115087	50	6,92
14 x 130	00912,14130 S	5410439115094	50	1,96
14 x 140	00912,14140 S	5410439115100	50	4,12
14 x 150	00912,14150 S	5410439115117	25	0,16
14 x 160	00912,14160 S	5410439115124	25	1,73
16 x 30	00912,16030 S	5410439041430	50	0,57
16 x 35	00912,16035 S	5410439041478	50	0,34
16 x 40	00912,16040 S	5410439041515	50	0,45
16 x 45	00912,16045 S	5410439041546	50	1,91
16 x 50	00912,16050 S	5410439041584	50	0,38
16 x 55	00912,16055 S	5410439041614	50	0,83
16 x 60	00912,16060 S	5410439041652	50	2,56
16 x 65	00912,16065 S	5410439041683	50	
16 x 70	00912,16070 S	5410439041713	50	0,46
16 x 80	00912,16080 S	5410439041751	50	0,15
16 x 90	00912,16090 S	5410439041782	50	0,85
16 x 100	00912,16100 S	5410439041812	50	0,16
16 x 110	00912,16110 S	5410439041843	50	2,24
16 x 120	00912,16120 S	5410439041874	50	1,76
16 x 130	00912,16130 S	5410439115155	25	0,76
16 x 140	00912,16140 S	5410439115162	25	1,41
16 x 150	00912,16150 S	5410439115179	25	0,06
16 x 160	00912,16160 S	5410439115186	25	0,27
18 x 50	00912,18050 S	5410439041904	25	1,61
18 x 55	00912,18055 S	5410439165556	25	0,62
18 x 60	00912,18060 S	5410439041911	25	1,03

M x l	art code	EAN	BOX	KG/ BOX
18 x 65	00912,18065 S	5410439165549	25	0,40
18 x 70	00912,18070 S	5410439041928	25	0,21
18 x 80	00912,18080 S	5410439041935	25	3,11
18 x 90	00912,18090 S	5410439115216	25	0,62
18 x 100	00912,18100 S	5410439041942	25	1,39
18 x 110	00912,18110 S	5410439115223	25	1,96
18 x 120	00912,18120 S	5410439115230	25	0,44
18 x 130	00912,18130 S	5410439115247	25	4,20
18 x 140	00912,18140 S	5410439115254	25	1,55
18 x 150	00912,18150 S	5410439115261	25	0,75
20 x 40	00912,20040 S	5410439041966	50	0,16
20 x 45	00912,20045 S	5410439041997	50	0,29
20 x 50	00912,20050 S	5410439042031	25	3,05
20 x 55	00912,20055 S	5410439042062	25	0,31
20 x 60	00912,20060 S	5410439042109	25	1,33
20 x 65	00912,20065 S	5410439165563	25	
20 x 70	00912,20070 S	5410439042147	25	0,23
20 x 80	00912,20080 S	5410439042185	25	0,31
20 x 90	00912,20090 S	5410439042215	25	0,08
20 x 100	00912,20100 S	5410439042246	25	
20 x 110	00912,20110 S	5410439042277	25	1,24
20 x 120	00912,20120 S	5410439042307	25	2,60
20 x 130	00912,20130 S	5410439115278	25	2,36
20 x 140	00912,20140 S	5410439115285	25	1,35
20 x 150	00912,20150 S	5410439115292	25	0,32
20 x 160	00912,20160 S	5410439115308	25	0,08
24 x 50	00912,24050 S	5410439042338	25	1,48
24 x 55	00912,24055 S	5410439042352	25	3,12
24 x 60	00912,24060 S	5410439042376	25	4,84
24 x 70	00912,24070 S	5410439042390	25	0,60
24 x 80	00912,24080 S	5410439042413	10	7,36
24 x 90	00912,24090 S	5410439042437	10	2,01
24 x 100	00912,24100 S	5410439042451	10	
24 x 110	00912,24110 S	5410439042475	10	3,11
24 x 120	00912,24120 S	5410439042499	10	0,32
24 x 140	00912,24140 S	5410439411998	10	0,89

Din 912 (12/1983) *

EN 4762 (06/2004) **

B

CAP HEAD SCREW HEXAGON SOCKET

BINNENZESKANTBOUT MET CIL.KOP

VIS TETE CYLINDRIQUE À SIX PANS CREUX

INNENSECHSKANTSCHRAUBE MIT ZYLINDERKOPF

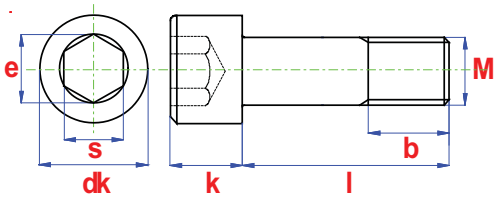

Z
zinc pl.

material : Steel 8.8	**materiaal :** Staal 8.8	**matière :** Acier 8.8	**Werkstoff :** Stahl 8.8
type : standard	**type :** standaard	**type :** standard	**Typ :** normalmass
surface : zinc plated	**oppervlak :** verzinkt	**surface :** zingué	**Oberfläche :** verzinkt

Technical properties / Technische gegevens / Données techniques / Technische Daten

M	b	dk max.	e min.	k max.	s max.
M 3	18	5.5	2.87	3	2.58
M 4	20	7	3.44	4	3.08
M 5	22	8.5	4.58	5	4.095
M 6	24	10	5.72	6	5.14
M 8	28	13	6.86	8	6.14
M 10	32	16	9.15	10	8.175
M 12	36	18	11.43	12	10.175
M 14	40	21	13.72	14	12.212
M 16	44	24	16	16	14.212
M 20	52	30	19.44	20	17.23

* Cancelled since 11/1997 ** Identical interchangeable
* Vervallen vanaf 11/1997 ** Identiek uitwisselbaar
* Retiré à partir de 11/1997 ** Identique
* Storniert ab 11/1997 ** Identisch austauschbar

M x l	art code	EAN	BOX	KG/ BOX
3 x 6	00912,03006 Z	5410439304931	500	
3 x 8	00912,03008 Z	5410439304979	500	0,52
3 x 10	00912,03010 Z	5410439306805	500	0,21
3 x 12	00912,03012 Z	5410439102247	500	0,60
3 x 16	00912,03016 Z	5410439102254	500	1,24
3 x 20	00912,03020 Z	5410439102261	500	2,44
3 x 25	00912,03025 Z	5410439102278	500	5,24
3 x 30	00912,03030 Z	5410439102285	500	7,64
3 x 35	00912,03035 Z	5410439165587	500	0,10
3 x 40	00912,03040 Z	5410439102315	500	3,64
4 x 5	00912,04005 Z	5410439165624	500	1,00
4 x 6	00912,04006 Z	5410439305389	500	0,65
4 x 8	00912,04008 Z	5410439038133	500	1,72
4 x 10	00912,04010 Z	5410439038171	500	0,24
4 x 12	00912,04012 Z	5410439038218	500	0,40
4 x 16	00912,04016 Z	5410439038256	500	0,44
4 x 20	00912,04020 Z	5410439038294	500	0,92
4 x 25	00912,04025 Z	5410439038331	500	1,88
4 x 30	00912,04030 Z	5410439038379	500	4,16

M x l	art code	EAN	BOX	KG/ BOX
4 x 35	00912,04035 Z	5410439038416	500	0,45
4 x 40	00912,04040 Z	5410439038454	500	1,36
4 x 45	00912,04045 Z	5410439165631	500	3,32
4 x 50	00912,04050 Z	5410439102346	500	2,08
5 x 6	00912,05006 Z	5410439104845	500	1,66
5 x 8	00912,05008 Z	5410439038485	500	6,00
5 x 10	00912,05010 Z	5410439038522	500	2,34
5 x 12	00912,05012 Z	5410439038560	500	0,78
5 x 16	00912,05016 Z	5410439038607	500	1,13
5 x 20	00912,05020 Z	5410439038645	500	1,48
5 x 25	00912,05025 Z	5410439038683	500	0,66
5 x 30	00912,05030 Z	5410439038720	200	0,20
5 x 35	00912,05035 Z	5410439038768	200	0,26
5 x 40	00912,05040 Z	5410439038805	200	0,63
5 x 45	00912,05045 Z	5410439038836	200	0,23
5 x 50	00912,05050 Z	5410439038867	200	3,50
5 x 60	00912,05060 Z	5410439038881	200	10,00
5 x 70	00912,05070 Z	5410439038904	200	2,15
5 x 80	00912,05080 Z	5410439114738	200	1,55

Z
zinc pl.

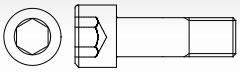

material : Steel 8.8	**materiaal :** Staal 8.8	**matière :** Acier 8.8	**Werkstoff :** Stahl 8.8
type : standard	**type :** standaard	**type :** standard	**Typ :** normalmass
surface : zinc plated	**oppervlak :** verzinkt	**surface :** zingué	**Oberfläche :** verzinkt

B

M x l	art code	EAN	BOX	KG/ BOX
6 x 8	00912,06008 Z	5410439102377	500	1,24
6 x 10	00912,06010 Z	5410439038959	500	0,11
6 x 12	00912,06012 Z	5410439038997	500	0,36
6 x 16	00912,06016 Z	5410439039031	500	0,44
6 x 20	00912,06020 Z	5410439039079	500	2,41
6 x 25	00912,06025 Z	5410439039116	500	0,88
6 x 30	00912,06030 Z	5410439039154	500	0,94
6 x 35	00912,06035 Z	5410439039192	200	2,87
6 x 40	00912,06040 Z	5410439039239	200	0,60
6 x 45	00912,06045 Z	5410439039260	200	1,33
6 x 50	00912,06050 Z	5410439039307	200	0,44
6 x 55	00912,06055 Z	5410439165679	200	1,30
6 x 60	00912,06060 Z	5410439039352	200	1,22
6 x 65	00912,06065 Z	5410439165686	200	0,35
6 x 70	00912,06070 Z	5410439039383	200	0,34
6 x 80	00912,06080 Z	5410439039406	200	0,36
6 x 90	00912,06090 Z	5410439039420	100	0,37
6 x 100	00912,06100 Z	5410439039444	100	0,35
6 x 110	00912,06110 Z	5410439165693	100	6,08
6 x 120	00912,06120 Z	5410439114745	100	0,68
8 x 10	00912,08010 Z	5410439039468	200	0,63
8 x 12	00912,08012 Z	5410439039482	200	1,10
8 x 16	00912,08016 Z	5410439039529	200	2,96
8 x 20	00912,08020 Z	5410439039567	200	0,68
8 x 25	00912,08025 Z	5410439039604	200	2,26
8 x 30	00912,08030 Z	5410439039642	200	1,28
8 x 35	00912,08035 Z	5410439039680	200	2,36
8 x 40	00912,08040 Z	5410439039727	200	5,48
8 x 45	00912,08045 Z	5410439039758	200	2,01
8 x 50	00912,08050 Z	5410439039796	200	0,92
8 x 55	00912,08055 Z	5410439039826	200	1,49
8 x 60	00912,08060 Z	5410439039864	200	1,46
8 x 65	00912,08065 Z	5410439114752	200	0,91
8 x 70	00912,08070 Z	5410439039895	200	0,23
8 x 80	00912,08080 Z	5410439039925	100	0,33
8 x 90	00912,08090 Z	5410439039949	100	0,80
8 x 100	00912,08100 Z	5410439039963	100	0,73
8 x 110	00912,08110 Z	5410439114769	100	1,24
8 x 120	00912,08120 Z	5410439305280	100	1,20
8 x 130	00912,08130 Z	5410439165808	100	2,72
8 x 140	00912,08140 Z	5410439114776	100	4,25
8 x 150	00912,08150 Z	5410439114783	100	1,20
8 x 160	00912,08160 Z	5410439165952	100	4,32

M x l	art code	EAN	BOX	KG/ BOX
10 x 12	00912,10012 Z	5410439114790	200	2,50
10 x 16	00912,10016 Z	5410439039994	200	0,86
10 x 20	00912,10020 Z	5410439040037	200	0,29
10 x 25	00912,10025 Z	5410439040075	200	0,16
10 x 30	00912,10030 Z	5410439040112	200	1,20
10 x 35	00912,10035 Z	5410439040150	100	0,84
10 x 40	00912,10040 Z	5410439040198	100	0,08
10 x 45	00912,10045 Z	5410439040228	100	0,13
10 x 50	00912,10050 Z	5410439040266	100	0,24
10 x 55	00912,10055 Z	5410439040297	100	0,55
10 x 60	00912,10060 Z	5410439040334	100	1,23
10 x 65	00912,10065 Z	5410439040341	100	2,44
10 x 70	00912,10070 Z	5410439040372	100	0,68
10 x 80	00912,10080 Z	5410439040402	100	0,76
10 x 90	00912,10090 Z	5410439040433	100	4,50
10 x 100	00912,10100 Z	5410439040464	100	0,40
10 x 110	00912,10110 Z	5410439040488	50	1,28
10 x 120	00912,10120 Z	5410439040501	50	2,40
10 x 130	00912,10130 Z	5410439165839	50	1,52
10 x 140	00912,10140 Z	5410439165846	50	2,12
10 x 150	00912,10150 Z	5410439165853	50	0,77
10 x 160	00912,10160 Z	5410439165860	50	1,08
12 x 20	00912,12020 Z	5410439040549	100	0,69
12 x 25	00912,12025 Z	5410439040587	100	1,70
12 x 30	00912,12030 Z	5410439040624	100	3,54
12 x 35	00912,12035 Z	5410439040662	100	1,56
12 x 40	00912,12040 Z	5410439040709	100	1,04
12 x 45	00912,12045 Z	5410439040730	100	1,50
12 x 50	00912,12050 Z	5410439040778	100	2,28
12 x 55	00912,12055 Z	5410439040808	100	0,32
12 x 60	00912,12060 Z	5410439040846	100	5,08
12 x 65	00912,12065 Z	5410439040853	50	7,08
12 x 70	00912,12070 Z	5410439040884	50	14,40
12 x 80	00912,12080 Z	5410439040914	50	0,64
12 x 90	00912,12090 Z	5410439040945	50	26,00
12 x 100	00912,12100 Z	5410439040976	50	47,20
12 x 110	00912,12110 Z	5410439041003	50	0,88
12 x 120	00912,12120 Z	5410439041034	50	1,64
12 x 130	00912,12130 Z	5410439114806	50	3,48
12 x 140	00912,12140 Z	5410439140089	50	1,85
12 x 150	00912,12150 Z	5410439166225	50	2,75
12 x 160	00912,12160 Z	5410439176446	50	1,08
14 x 30	00912,14030 Z	5410439041072	100	1,34

Z
zinc pl.

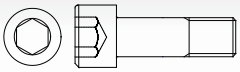

material : Steel 8.8	**materiaal :** Staal 8.8	**matière :** Acier 8.8	**Werkstoff :** Stahl 8.8
type : standard	**type :** standaard	**type :** standard	**Typ :** normalmass
surface : zinc plated	**oppervlak :** verzinkt	**surface :** zingué	**Oberfläche :** verzinkt

B

M x l	art code	EAN	BOX	KG/ BOX
14 x 35	00912,14035 Z	5410439041102	100	0,49
14 x 40	00912,14040 Z	5410439041133	50	0,65
14 x 45	00912,14045 Z	5410439041164	50	0,81
14 x 50	00912,14050 Z	5410439041195	50	0,17
14 x 55	00912,14055 Z	5410439041225	50	
14 x 60	00912,14060 Z	5410439041256	50	0,60
14 x 65	00912,14065 Z	5410439165921	50	0,55
14 x 70	00912,14070 Z	5410439041287	50	0,16
14 x 80	00912,14080 Z	5410439041317	50	0,47
14 x 90	00912,14090 Z	5410439041348	50	4,28
14 x 100	00912,14100 Z	5410439041379	50	0,87
14 x 110	00912,14110 Z	5410439041393	50	1,84
14 x 120	00912,14120 Z	5410439041416	50	2,83
16 x 30	00912,16030 Z	5410439041454	50	64,80
16 x 35	00912,16035 Z	5410439041492	50	0,56
16 x 40	00912,16040 Z	5410439041539	50	95,16
16 x 45	00912,16045 Z	5410439041560	50	0,96
16 x 50	00912,16050 Z	5410439041607	50	1,00
16 x 55	00912,16055 Z	5410439041638	50	2,40
16 x 60	00912,16060 Z	5410439041676	50	4,28
16 x 65	00912,16065 Z	5410439041690	50	1,36
16 x 70	00912,16070 Z	5410439041737	50	1,45
16 x 75	00912,16075 Z	5410439620321	50	4,04
16 x 80	00912,16080 Z	5410439041775	50	0,12

M x l	art code	EAN	BOX	KG/ BOX
16 x 90	00912,16090 Z	5410439041805	50	0,16
16 x 100	00912,16100 Z	5410439041836	50	5,80
16 x 110	00912,16110 Z	5410439041867	50	0,84
16 x 120	00912,16120 Z	5410439041898	50	0,63
16 x 130	00912,16130 Z	5410439115346	25	0,22
16 x 140	00912,16140 Z	5410439115353	25	0,08
16 x 150	00912,16150 Z	5410439115360	25	0,16
16 x 160	00912,16160 Z	5410439115377	25	0,24
20 x 45	00912,20045 Z	5410439042017	50	0,90
20 x 50	00912,20050 Z	5410439042055	25	1,00
20 x 55	00912,20055 Z	5410439042086	25	1,94
20 x 60	00912,20060 Z	5410439042123	25	0,75
20 x 65	00912,20065 Z	5410439165938	25	1,36
20 x 70	00912,20070 Z	5410439042161	25	2,24
20 x 80	00912,20080 Z	5410439042208	25	2,60
20 x 90	00912,20090 Z	5410439042239	25	0,12
20 x 100	00912,20100 Z	5410439042260	25	0,64
20 x 110	00912,20110 Z	5410439042291	25	0,24
20 x 120	00912,20120 Z	5410439042321	25	0,13
20 x 130	00912,20130 Z	5410439115384	25	2,01
20 x 140	00912,20140 Z	5410439115391	25	2,83
20 x 150	00912,20150 Z	5410439115407	25	0,36
20 x 160	00912,20160 Z	5410439165945	25	3,04

Din 912 (12/1983) *

EN 4762 (06/2004) **

CAP HEAD SCREW HEXAGON SOCKET

BINNENZESKANTBOUT MET CIL.KOP

VIS TETE CYLINDRIQUE À SIX PANS CREUX

INNENSECHSKANTSCHRAUBE MIT ZYLINDERKOPF

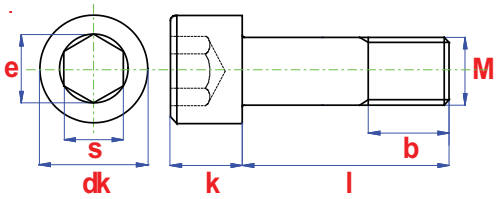

B

SS Hardened steel

material : Steel 12.9	**materiaal :** Staal 12.9	**matière :** Acier 12.9	**Werkstoff :** Stahl 12.9
type : standard	**type :** standaard	**type :** standard	**Typ :** normalmass
surface : plain	**oppervlak :** blank	**surface :** brut	**Oberfläche :** roh

Technical properties / Technische gegevens / Données techniques / Technische Daten

M	b	dk max.	e min.	k max.	s max.
M 4	20	7	3.44	4	3.08
M 5	22	8.5	4.58	5	4.095
M 6	24	10	5.72	6	5.14
M 8	28	13	6.86	8	6.14
M 10	32	16	9.15	10	8.175
M 12	36	18	11.43	12	10.175
M 16	44	24	16	16	14.212
M 20	52	30	19.44	20	17.23
M 24	60	36	21.73	24	19.275

* Cancelled since 11/1997 ** Identical interchangeable
* Vervallen vanaf 11/1997 ** Identiek uitwisselbaar
* Retiré à partir de 11/1997 ** Identique
* Storniert ab 11/1997 ** Identisch austauschbar

M x l	art code	EAN	BOX	KG/ BOX
4 x 6	00912,04006 SS	5410439114943	500	0,20
4 x 8	00912,04008 SS	5410439099349	500	0,20
4 x 10	00912,04010 SS	5410439038164	500	0,56
4 x 12	00912,04012 SS	5410439038201	500	0,81
4 x 16	00912,04016 SS	5410439038249	500	0,08
4 x 20	00912,04020 SS	5410439038287	500	0,12
4 x 25	00912,04025 SS	5410439038324	500	0,13
4 x 30	00912,04030 SS	5410439038362	500	0,16
4 x 35	00912,04035 SS	5410439038409	500	0,12
4 x 40	00912,04040 SS	5410439038447	500	0,36
5 x 8	00912,05008 SS	5410439099424	500	0,78
5 x 10	00912,05010 SS	5410439038515	500	1,26
5 x 12	00912,05012 SS	5410439038553	500	0,25
5 x 16	00912,05016 SS	5410439038591	500	1,96
5 x 20	00912,05020 SS	5410439038638	500	1,24
5 x 25	00912,05025 SS	5410439038676	500	0,08
5 x 30	00912,05030 SS	5410439038713	500	0,12
5 x 35	00912,05035 SS	5410439038751	200	0,12
5 x 40	00912,05040 SS	5410439038799	200	3,88
5 x 45	00912,05045 SS	5410439038829	200	0,28

M x l	art code	EAN	BOX	KG/ BOX
5 x 50	00912,05050 SS	5410439099455	200	0,44
6 x 10	00912,06010 SS	5410439038942	500	0,56
6 x 12	00912,06012 SS	5410439038980	500	0,75
6 x 16	00912,06016 SS	5410439039024	500	0,12
6 x 20	00912,06020 SS	5410439039062	500	0,71
6 x 25	00912,06025 SS	5410439039109	500	1,20
6 x 30	00912,06030 SS	5410439039147	500	1,40
6 x 35	00912,06035 SS	5410439039185	200	1,00
6 x 40	00912,06040 SS	5410439039222	200	0,50
6 x 45	00912,06045 SS	5410439039253	200	0,12
6 x 50	00912,06050 SS	5410439039291	200	0,16
6 x 55	00912,06055 SS	5410439039321	200	0,32
6 x 60	00912,06060 SS	5410439039345	200	0,48
6 x 70	00912,06070 SS	5410439039376	200	0,64
6 x 80	00912,06080 SS	5410439099592	200	0,91
6 x 90	00912,06090 SS	5410439099615	200	0,30
6 x 100	00912,06100 SS	5410439099622	200	0,49
8 x 16	00912,08016 SS	5410439039512	200	1,40
8 x 20	00912,08020 SS	5410439039550	200	0,12

SS Hardened steel

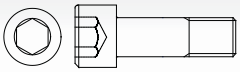

material : Steel 12.9	**materiaal :** Staal 12.9	**matière :** Acier 12.9	**Werkstoff :** Stahl 12.9
type : standard	**type :** standaard	**type :** standard	**Typ :** normalmass
surface : plain	**oppervlak :** blank	**surface :** brut	**Oberfläche :** roh

B

M x l	art code	EAN	BOX	KG/ BOX
8 x 25	00912,08025 SS	5410439039598	200	1,66
8 x 30	00912,08030 SS	5410439039635	200	0,62
8 x 35	00912,08035 SS	5410439039673	200	0,86
8 x 40	00912,08040 SS	5410439039710	200	0,16
8 x 45	00912,08045 SS	5410439039741	200	0,20
8 x 50	00912,08050 SS	5410439039789	200	1,22
8 x 55	00912,08055 SS	5410439039819	200	0,96
8 x 60	00912,08060 SS	5410439039857	200	0,20
10 x 16	00912,10016 SS	5410439039987	200	0,92
10 x 20	00912,10020 SS	5410439040020	200	1,12
10 x 25	00912,10025 SS	5410439040068	200	0,24
10 x 30	00912,10030 SS	5410439040105	200	0,15
10 x 35	00912,10035 SS	5410439040143	100	1,29
10 x 40	00912,10040 SS	5410439040181	100	1,72
10 x 45	00912,10045 SS	5410439040211	100	1,72
10 x 50	00912,10050 SS	5410439040259	100	1,80
10 x 55	00912,10055 SS	5410439040280	100	0,16
10 x 60	00912,10060 SS	5410439040327	100	1,66
10 x 70	00912,10070 SS	5410439040365	100	2,52
10 x 80	00912,10080 SS	5410439040396	100	0,64
10 x 90	00912,10090 SS	5410439040426	100	0,56
10 x 100	00912,10100 SS	5410439040457	100	2,44
12 x 20	00912,12020 SS	5410439040532	200	0,87
12 x 25	00912,12025 SS	5410439040570	100	0,08
12 x 30	00912,12030 SS	5410439040617	100	0,08
12 x 35	00912,12035 SS	5410439040655	100	0,12
12 x 40	00912,12040 SS	5410439040693	100	0,46
12 x 45	00912,12045 SS	5410439040723	100	0,16
12 x 50	00912,12050 SS	5410439040761	100	0,88
12 x 55	00912,12055 SS	5410439040792	100	1,20
12 x 60	00912,12060 SS	5410439040839	100	0,36
12 x 70	00912,12070 SS	5410439040877	50	0,68
12 x 80	00912,12080 SS	5410439040907	50	1,59
12 x 90	00912,12090 SS	5410439040938	50	5,40

M x l	art code	EAN	BOX	KG/ BOX
12 x 100	00912,12100 SS	5410439040969	50	2,24
12 x 110	00912,12110 SS	5410439040990	50	3,48
12 x 120	00912,12120 SS	5410439041027	50	3,32
16 x 30	00912,16030 SS	5410439041447	50	3,56
16 x 35	00912,16035 SS	5410439041485	50	0,08
16 x 40	00912,16040 SS	5410439041522	50	0,16
16 x 45	00912,16045 SS	5410439041553	50	0,36
16 x 50	00912,16050 SS	5410439041591	50	0,64
16 x 55	00912,16055 SS	5410439041621	50	1,00
16 x 60	00912,16060 SS	5410439041669	50	1,40
16 x 70	00912,16070 SS	5410439041720	50	0,60
16 x 80	00912,16080 SS	5410439041768	50	1,20
16 x 90	00912,16090 SS	5410439041799	25	1,55
16 x 100	00912,16100 SS	5410439041829	25	3,60
16 x 110	00912,16110 SS	5410439041850	25	0,41
16 x 120	00912,16120 SS	5410439041881	25	0,20
20 x 40	00912,20040 SS	5410439041973	25	3,68
20 x 45	00912,20045 SS	5410439042000	25	1,07
20 x 50	00912,20050 SS	5410439042048	25	6,70
20 x 60	00912,20060 SS	5410439042116	25	0,28
20 x 70	00912,20070 SS	5410439042154	25	1,79
20 x 80	00912,20080 SS	5410439042192	25	0,12
20 x 90	00912,20090 SS	5410439042222	25	0,20
20 x 100	00912,20100 SS	5410439042253	25	2,76
20 x 110	00912,20110 SS	5410439042284	25	0,23
20 x 120	00912,20120 SS	5410439042314	25	0,42
24 x 50	00912,24050 SS	5410439042345	25	1,06
24 x 60	00912,24060 SS	5410439042383	25	0,44
24 x 70	00912,24070 SS	5410439042406	25	0,50
24 x 80	00912,24080 SS	5410439042420	10	1,08
24 x 90	00912,24090 SS	5410439042444	10	5,28
24 x 100	00912,24100 SS	5410439042468	10	0,68
24 x 110	00912,24110 SS	5410439042482	10	0,08
24 x 120	00912,24120 SS	5410439042505	10	1,92

Din 912 (12/1983) *

EN 4762 (06/2004) **

CAP HEAD SCREW HEXAGON SOCKET

BINNENZESKANTBOUT MET CIL.KOP

VIS TETE CYLINDRIQUE À SIX PANS CREUX

INNENSECHSKANTSCHRAUBE MIT ZYLINDERKOPF

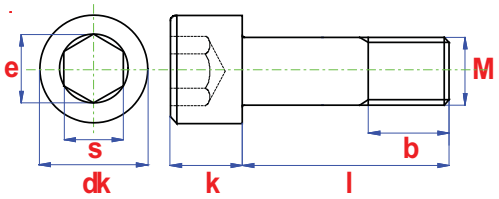

B

A2 inox

material : Stainless steel A2	**materiaal :** Inox A2	**matière :** Inox A2	**Werkstoff :** Edelstahl A2
type :	**type :**	**type :**	**Typ :**
surface : plain	**oppervlak :** blank	**surface :** brut	**Oberfläche :** roh

Technical properties / Technische gegevens / Données techniques / Technische Daten

M	b	dk max.	e min.	k max.	s max.
M 3	18	5.5	2.87	3	2.58
M 4	20	7	3.44	4	3.08
M 5	22	8.5	4.58	5	4.095
M 6	24	10	5.72	6	5.14
M 8	28	13	6.86	8	6.14
M 10	32	16	9.15	10	8.175
M 12	36	18	11.43	12	10.175
M 16	44	24	16	16	14.212

* Cancelled since 11/1997 ** Identical interchangeable
* Vervallen vanaf 11/1997 ** Identiek uitwisselbaar
* Retiré à partir de 11/1997 ** Identique
* Storniert ab 11/1997 ** Identisch austauschbar

M x l	art code	EAN	BOX	KG/ BOX
3 x 6	00912,03006 A2	5410439102223	500	0,84
3 x 8	00912,03008 A2	5410439102230	500	0,36
3 x 10	00912,03010 A2	5410439038065	500	0,40
3 x 12	00912,03012 A2	5410439038072	500	0,12
3 x 16	00912,03016 A2	5410439038089	500	0,03
3 x 20	00912,03020 A2	5410439038096	500	0,28
3 x 25	00912,03025 A2	5410439038102	500	0,04
3 x 30	00912,03030 A2	5410439038119	500	0,32
3 x 35	00912,03035 A2	5410439102292	200	0,32
3 x 40	00912,03040 A2	5410439102308	200	0,36
4 x 8	00912,04008 A2	5410439102339	500	0,10
4 x 10	00912,04010 A2	5410439038140	500	0,03
4 x 12	00912,04012 A2	5410439038188	500	0,68
4 x 16	00912,04016 A2	5410439038225	500	0,04
4 x 20	00912,04020 A2	5410439038263	500	0,52
4 x 25	00912,04025 A2	5410439038300	500	0,52
4 x 30	00912,04030 A2	5410439038348	500	0,60
4 x 35	00912,04035 A2	5410439038386	500	0,40
4 x 40	00912,04040 A2	5410439038423	200	0,08
4 x 50	00912,04050 A2	5410439208468	200	0,12

M x l	art code	EAN	BOX	KG/ BOX
5 x 10	00912,05010 A2	5410439038492	500	0,08
5 x 12	00912,05012 A2	5410439038539	200	0,20
5 x 16	00912,05016 A2	5410439038577	200	0,28
5 x 20	00912,05020 A2	5410439038614	200	0,34
5 x 25	00912,05025 A2	5410439038652	200	0,32
5 x 30	00912,05030 A2	5410439038690	200	0,08
5 x 35	00912,05035 A2	5410439038737	200	0,23
5 x 40	00912,05040 A2	5410439038775	200	0,20
5 x 45	00912,05045 A2	5410439102360	200	0,40
5 x 50	00912,05050 A2	5410439038843	200	0,20
5 x 55	00912,05055 A2	5410439173421	200	0,60
5 x 60	00912,05060 A2	5410439114844	200	0,08
6 x 10	00912,06010 A2	5410439038928	200	0,24
6 x 12	00912,06012 A2	5410439038966	200	0,88
6 x 16	00912,06016 A2	5410439039000	200	0,32
6 x 20	00912,06020 A2	5410439039048	200	0,64
6 x 25	00912,06025 A2	5410439039086	200	1,44
6 x 30	00912,06030 A2	5410439039123	200	0,16
6 x 35	00912,06035 A2	5410439039161	200	1,60
6 x 40	00912,06040 A2	5410439039208	200	0,19

A2 inox

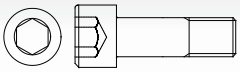

material : Stainless steel A2	**materiaal :** Inox A2	**matière :** Inox A2	**Werkstoff :** Edelstahl A2
type :	**type :**	**type :**	**Typ :**
surface : plain	**oppervlak :** blank	**surface :** brut	**Oberfläche :** roh

B

M x l	art code	EAN	BOX	KG/ BOX
6 x 45	00912,06045 A2	5410439102384	200	0,08
6 x 50	00912,06050 A2	5410439039277	100	0,21
6 x 55	00912,06055 A2	5410439114868	100	0,21
6 x 60	00912,06060 A2	5410439102391	100	0,16
6 x 70	00912,06070 A2	5410439114875	100	0,20
8 x 12	00912,08012 A2	5410439102407	200	0,24
8 x 16	00912,08016 A2	5410439039499	200	0,34
8 x 20	00912,08020 A2	5410439039536	200	0,04
8 x 25	00912,08025 A2	5410439039574	100	0,28
8 x 30	00912,08030 A2	5410439039611	100	0,64
8 x 35	00912,08035 A2	5410439039659	100	0,35
8 x 40	00912,08040 A2	5410439039697	100	1,13
8 x 45	00912,08045 A2	5410439102414	100	0,32
8 x 50	00912,08050 A2	5410439039765	100	0,36
8 x 55	00912,08055 A2	5410439114899	100	0,03
8 x 60	00912,08060 A2	5410439039833	100	2,40
8 x 70	00912,08070 A2	5410439102421	50	10,00
8 x 80	00912,08080 A2	5410439102438	50	4,04
8 x 90	00912,08090 A2	5410439187336	50	0,65
8 x 100	00912,08100 A2	5410439187343	50	0,62
10 x 16	00912,10016 A2	5410439102445	100	0,20
10 x 20	00912,10020 A2	5410439040006	100	0,39
10 x 25	00912,10025 A2	5410439040044	100	0,52
10 x 30	00912,10030 A2	5410439040082	100	4,48
10 x 35	00912,10035 A2	5410439040129	100	0,41
10 x 40	00912,10040 A2	5410439040167	100	4,48
10 x 45	00912,10045 A2	5410439102452	100	0,21
10 x 50	00912,10050 A2	5410439040235	50	0,37
10 x 55	00912,10055 A2	5410439114905	50	0,52

M x l	art code	EAN	BOX	KG/ BOX
10 x 60	00912,10060 A2	5410439040303	50	9,00
10 x 70	00912,10070 A2	5410439102469	50	0,02
10 x 80	00912,10080 A2	5410439102476	50	0,59
10 x 90	00912,10090 A2	5410439187404	50	0,68
10 x 100	00912,10100 A2	5410439187411	50	0,31
12 x 20	00912,12020 A2	5410439040518	50	0,09
12 x 25	00912,12025 A2	5410439040556	50	0,16
12 x 30	00912,12030 A2	5410439040594	50	0,69
12 x 35	00912,12035 A2	5410439040631	50	0,71
12 x 40	00912,12040 A2	5410439040679	50	0,89
12 x 45	00912,12045 A2	5410439114912	50	0,06
12 x 50	00912,12050 A2	5410439040747	50	0,04
12 x 55	00912,12055 A2	5410439187435	50	0,21
12 x 60	00912,12060 A2	5410439040815	50	0,24
12 x 70	00912,12070 A2	5410439102483	50	0,08
12 x 80	00912,12080 A2	5410439102490	25	0,22
12 x 90	00912,12090 A2	5410439114929	25	0,25
12 x 100	00912,12100 A2	5410439114936	25	0,20
16 x 30	00912,16030 A2	5410439041423	25	0,50
16 x 35	00912,16035 A2	5410439041461	25	0,73
16 x 40	00912,16040 A2	5410439041508	25	0,66
16 x 45	00912,16045 A2	5410439115025	25	0,65
16 x 50	00912,16050 A2	5410439041577	25	0,87
16 x 55	00912,16055 A2	5410439154468	25	0,24
16 x 60	00912,16060 A2	5410439041645	25	0,79
16 x 70	00912,16070 A2	5410439041706	25	1,03
16 x 80	00912,16080 A2	5410439102513	25	0,28
16 x 90	00912,16090 A2	5410439115032	25	0,30
16 x 100	00912,16100 A2	5410439115049	25	0,63

CAP HEAD SCREW HEX.SOCKET REDUCED HEAD HEIGHT

BINNENZESKANTBOUT MET LAGE CIL.KOP

VIS CYLINDRIQUE À 6-PANS CREUX TÊTE BASSE

INNENSECHSKANTSCHRAUBE MIT NIEDRIGEN KOPF

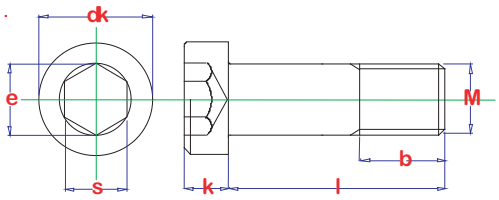

S
steel

material : Steel 8.8	**materiaal :** Staal 8.8	**matière :** Acier 8.8	**Werkstoff :** Stahl 8.8
type : standard	**type :** standaard	**type :** standard	**Typ :** normalmass
surface : plain	**oppervlak :** blank	**surface :** brut	**Oberfläche :** roh

Technical properties / Technische gegevens / Données techniques / Technische Daten

M	b1 <120	b2 <200	b3 >200	dk max.	e min.	k max.	s max.
M 5	16			8.5	3.44	3.5	3.1
M 6	18			10	4.58	4	4.12
M 8	22	28		13	5.72	5	5.14
M 10	26	32		16	8.01	6	7.175
M 12	30	36		18	9.15	7	8.175
M 16	38	44	57	24	13.72	9	12.212

M x l	art code	EAN	BOX	KG/ BOX
5 x 8	07984,05008 S	5410439083188	500	0,07
5 x 10	07984,05010 S	5410439083195	500	0,07
5 x 12	07984,05012 S	5410439083201	500	0,07
5 x 16	07984,05016 S	5410439083218	500	0,07
5 x 20	07984,05020 S	5410439083225	500	0,07
5 x 25	07984,05025 S	5410439083232	500	0,10
5 x 30	07984,05030 S	5410439132879	500	0,10
5 x 35	07984,05035 S	5410439083249	200	0,07
5 x 40	07984,05040 S	5410439083256	200	0,10
5 x 45	07984,05045 S	5410439083263	200	0,10
5 x 50	07984,05050 S	5410439083270	200	0,10
6 x 10	07984,06010 S	5410439083294	500	0,10
6 x 12	07984,06012 S	5410439083300	500	0,10
6 x 16	07984,06016 S	5410439083317	500	0,25
6 x 20	07984,06020 S	5410439083324	500	0,72
6 x 25	07984,06025 S	5410439083331	500	0,10
6 x 30	07984,06030 S	5410439083348	500	0,07
6 x 35	07984,06035 S	5410439083355	200	0,64
6 x 40	07984,06040 S	5410439083362	200	0,07
6 x 45	07984,06045 S	5410439083379	200	0,10
6 x 50	07984,06050 S	5410439083386	200	0,10
6 x 55	07984,06055 S	5410439188739	200	0,07

M x l	art code	EAN	BOX	KG/ BOX
6 x 60	07984,06060 S	5410439083393	200	0,10
8 x 12	07984,08012 S	5410439134460	200	0,10
8 x 16	07984,08016 S	5410439083409	200	0,07
8 x 20	07984,08020 S	5410439083416	200	0,07
8 x 25	07984,08025 S	5410439083423	200	0,10
8 x 30	07984,08030 S	5410439083430	200	0,10
8 x 35	07984,08035 S	5410439083447	200	0,07
8 x 40	07984,08040 S	5410439083454	200	0,50
8 x 45	07984,08045 S	5410439083461	200	0,10
8 x 50	07984,08050 S	5410439083478	200	0,10
8 x 55	07984,08055 S	5410439083485	200	0,45
8 x 60	07984,08060 S	5410439083492	200	0,10
10 x 16	07984,10016 S	5410439083508	200	0,10
10 x 20	07984,10020 S	5410439083515	200	0,10
10 x 25	07984,10025 S	5410439083522	200	0,10
10 x 30	07984,10030 S	5410439083539	200	0,10
10 x 35	07984,10035 S	5410439083546	100	0,10
10 x 40	07984,10040 S	5410439083553	100	0,92
10 x 45	07984,10045 S	5410439083560	100	0,10
10 x 50	07984,10050 S	5410439083577	100	0,10
10 x 60	07984,10060 S	5410439083584	100	0,10
10 x 70	07984,10070 S	5410439135306	100	0,10

S
steel

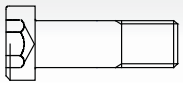

material : Steel 8.8	**materiaal :** Staal 8.8	**matière :** Acier 8.8	**Werkstoff :** Stahl 8.8
type : standard	**type :** standaard	**type :** standard	**Typ :** normalmass
surface : plain	**oppervlak :** blank	**surface :** brut	**Oberfläche :** roh

B

M x l	art code	EAN	BOX	KG/ BOX
12 x 20	07984,12020 S	5410439083591	100	0,10
12 x 25	07984,12025 S	5410439083607	100	0,10
12 x 30	07984,12030 S	5410439083614	100	0,10
12 x 35	07984,12035 S	5410439083621	100	0,10
12 x 40	07984,12040 S	5410439083638	100	0,38
12 x 45	07984,12045 S	5410439139175	100	0,07
12 x 50	07984,12050 S	5410439083645	100	0,07
12 x 55	07984,12055 S	5410439188746	100	0,11
12 x 60	07984,12060 S	5410439139182	100	0,10
12 x 70	07984,12070 S	5410439134842	50	0,10

M x l	art code	EAN	BOX	KG/ BOX
12 x 80	07984,12080 S	5410439139199	50	0,10
16 x 25	07984,16025 S	5410439132886	50	0,07
16 x 30	07984,16030 S	5410439132893	50	0,10
16 x 35	07984,16035 S	5410439132909	50	0,10
16 x 40	07984,16040 S	5410439132916	50	0,10
16 x 45	07984,16045 S	5410439132923	50	0,10
16 x 50	07984,16050 S	5410439132930	50	0,10
16 x 60	07984,16060 S	5410439132947	50	0,07
16 x 70	07984,16070 S	5410439139205	50	0,11
16 x 80	07984,16080 S	5410439132954	50	0,10

pgb - ULS

EN 7380 (11/1997)

HEXAGON SOCKET SCREW WITH BUTTON HEAD

BINNENZESKANTBOUT MET BOLLE KOP

VIS TETE BOMBEE AVEC 6 PANS CREUX

RUNDKOPFSCHRAUBE MIT INNENSECHSKANT

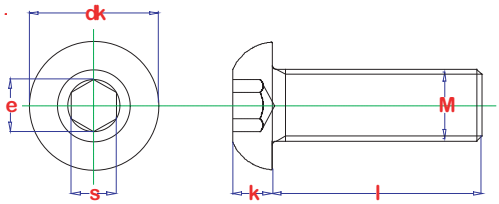

B

S
steel

material : Steel 10.9	**materiaal :** Staal 10.9	**matière :** Acier 10.9	**Werkstoff :** Stahl 10.9
type : standard	**type :** standaard	**type :** standard	**Typ :** normalmass
surface : plain	**oppervlak :** blank	**surface :** brut	**Oberfläche :** roh

Technical properties / Technische gegevens / Données techniques / Technische Daten

M	dk	e	k	s
M 6	10,5	4,58	3,3	4,095
M 8	14	5,72	4,4	5,095
M 10	17,5	6,86	5,5	6,095

M x l	art code	EAN	BOX	KG/ BOX
6 x 8	00ULS,06008 S-	5410439094085	500	6,25
6 x 10	00ULS,06010 S-	5410439304757	500	7,50
6 x 12	00ULS,06012 S-	5410439304726	500	8,00
6 x 16	00ULS,06016 S-	5410439304719	500	9,75
6 x 20	00ULS,06020 S-	5410439304900	500	12,25
6 x 25	00ULS,06025 S-	5410439094092	500	13,50
6 x 30	00ULS,06030 S-	5410439304917	500	15,75
6 x 35	00ULS,06035 S-	5410439094108	200	2,84
6 x 40	00ULS,06040 S-	5410439094115	200	3,20
6 x 45	00ULS,06045 S-	5410439094122	200	3,56
6 x 50	00ULS,06050 S-	5410439094139	200	3,88
6 x 60	00ULS,06060 S-	5410439094146	200	4,56
8 x 10	00ULS,08010 S-	5410439094153	200	1,76
8 x 12	00ULS,08012 S-	5410439094160	200	2,08
8 x 16	00ULS,08016 S-	5410439094177	200	2,68
8 x 20	00ULS,08020 S-	5410439094184	200	3,28

M x l	art code	EAN	BOX	KG/ BOX
8 x 25	00ULS,08025 S-	5410439094191	200	4,04
8 x 30	00ULS,08030 S-	5410439094252	200	4,80
8 x 35	00ULS,08035 S-	5410439094269	200	5,56
8 x 40	00ULS,08040 S-	5410439094276	200	6,32
8 x 45	00ULS,08045 S-	5410439094283	200	7,16
8 x 50	00ULS,08050 S-	5410439094290	200	7,84
8 x 60	00ULS,08060 S-	5410439094306	200	9,36
10 x 16	00ULS,10016 S-	5410439094320	200	5,64
10 x 20	00ULS,10020 S-	5410439094337	200	6,44
10 x 25	00ULS,10025 S-	5410439094344	200	7,40
10 x 30	00ULS,10030 S-	5410439094351	200	8,36
10 x 35	00ULS,10035 S-	5410439094368	100	2,33
10 x 40	00ULS,10040 S-	5410439094375	100	2,58
10 x 50	00ULS,10050 S-	5410439094399	100	3,06
10 x 60	00ULS,10060 S-	5410439094405	100	3,54

pgb - ULS

EN 7380 (11/1997)

B

HEXAGON SOCKET SCREW WITH BUTTON HEAD

BINNENZESKANTBOUT MET BOLLE KOP

VIS TETE BOMBEE AVEC 6 PANS CREUX

RUNDKOPFSCHRAUBE MIT INNENSECHSKANT

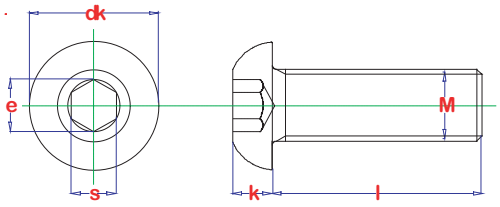

Z
zinc pl.

material : Steel 10.9	**materiaal :** Staal 10.9	**matière :** Acier 10.9	**Werkstoff :** Stahl 10.9
type : standard	**type :** standaard	**type :** standard	**Typ :** normalmass
surface : zinc plated	**oppervlak :** verzinkt	**surface :** zinguè	**Oberfläche :** verzinkt

Technical properties / Technische gegevens / Données techniques / Technische Daten

M	dk	e	k	s
M 3	5,7	2,3	1,65	2,045
M 4	7,6	2,87	2,2	2,56
M 5	9,5	3,44	2,75	3,08
M 6	10,5	4,58	3,3	4,095
M 8	14	5,72	4,4	5,095
M 10	17,5	6,86	5,5	6,095
M 12	21	9,15	6,6	8,115

M x l	art code	EAN	BOX	KG/ BOX
3 x 6	00ULS,03006 Z-	5410439013918	500	1,25
3 x 8	00ULS,03008 Z-	5410439427326	200	0,24
4 x 6	00ULS,04006 Z-	5410439375962	500	2,50
4 x 8	00ULS,04008 Z-	5410439208789	500	2,75
4 x 10	00ULS,04010 Z-	5410439375979	200	0,52
4 x 12	00ULS,04012 Z-	5410439188562	200	0,60
4 x 16	00ULS,04016 Z-	5410439107099	200	0,72
4 x 20	00ULS,04020 Z-	5410439188579	500	5,00
4 x 25	00ULS,04025 Z-	5410439427340	200	1,08
5 x 6	00ULS,05006 Z-	5410439220040	200	0,68
5 x 8	00ULS,05008 Z-	5410439375986	200	0,76
5 x 10	00ULS,05010 Z-	5410439304887	200	0,88
5 x 12	00ULS,05012 Z-	5410439188586	200	1,00
5 x 16	00ULS,05016 Z-	5410439304832	200	1,20
5 x 20	00ULS,05020 Z-	5410439228206	200	1,44
5 x 25	00ULS,05025 Z-	5410439427371	500	9,75
5 x 30	00ULS,05030 Z-	5410439427388	200	1,80
6 x 8	00ULS,06008 Z-	5410439427425	200	1,16
6 x 10	00ULS,06010 Z-	5410439235822	200	1,28
6 x 12	00ULS,06012 Z-	5410439181501	200	1,40
6 x 16	00ULS,06016 Z-	5410439104890	200	1,68

M x l	art code	EAN	BOX	KG/ BOX
6 x 20	00ULS,06020 Z-	5410439188593	200	1,96
6 x 25	00ULS,06025 Z-	5410439202367	200	2,28
6 x 30	00ULS,06030 Z-	5410439101622	200	2,60
6 x 35	00ULS,06035 Z-	5410439427432	200	3,00
6 x 40	00ULS,06040 Z-	5410439201810	200	3,36
6 x 45	00ULS,06045 Z-	5410439427449	200	3,72
6 x 50	00ULS,06050 Z-	5410439375993	200	4,08
6 x 60	00ULS,06060 Z-	5410439427463	200	4,76
8 x 10	00ULS,08010 Z-	5410439427487	200	2,48
8 x 12	00ULS,08012 Z-	5410439427494	200	2,80
8 x 16	00ULS,08016 Z-	5410439101691	200	3,36
8 x 20	00ULS,08020 Z-	5410439305969	200	3,84
8 x 25	00ULS,08025 Z-	5410439378635	200	4,52
8 x 30	00ULS,08030 Z-	5410439188609	200	5,08
8 x 35	00ULS,08035 Z-	5410439427500	200	5,72
8 x 40	00ULS,08040 Z-	5410439427517	200	6,40
8 x 45	00ULS,08045 Z-	5410439427524	200	7,40
8 x 50	00ULS,08050 Z-	5410439427531	200	7,56
10 x 16	00ULS,10016 Z-	5410439427579	200	5,68
10 x 20	00ULS,10020 Z-	5410439427807	200	6,48
10 x 25	00ULS,10025 Z-	5410439427586	200	7,44

Z
zinc pl.

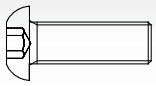

material : Steel 10.9	**materiaal :** Staal 10.9	**matière :** Acier 10.9	**Werkstoff :** Stahl 10.9
type : standard	**type :** standaard	**type :** standard	**Typ :** normalmass
surface : zinc plated	**oppervlak :** verzinkt	**surface :** zinguè	**Oberfläche :** verzinkt

M x l	art code	EAN	BOX	KG/ BOX
10 x 30	00ULS,10030 Z-	5410439427593	200	8,20
10 x 35	00ULS,10035 Z-	5410439204651	100	2,38
10 x 40	00ULS,10040 Z-	5410439429153	100	2,60
10 x 45	00ULS,10045 Z-	5410439431446	100	2,82
10 x 50	00ULS,10050 Z-	5410439431453	100	3,06
12 x 20	00ULS,12020 Z-	5410439430982	100	2,44

M x l	art code	EAN	BOX	KG/ BOX
12 x 25	00ULS,12025 Z-	5410439427623	100	2,80
12 x 30	00ULS,12030 Z-	5410439427630	100	3,36
12 x 35	00ULS,12035 Z-	5410439427647	100	3,50
12 x 40	00ULS,12040 Z-	5410439427654	100	4,01
12 x 45	00ULS,12045 Z-	5410439427661	100	4,20
12 x 50	00ULS,12050 Z-	5410439427678	100	4,55

pgb - ULS

EN 7380 (11/1997)

B

HEXAGON SOCKET SCREW WITH BUTTON HEAD

BINNENZESKANTBOUT MET BOLLE KOP

VIS TETE BOMBEE AVEC 6 PANS CREUX

RUNDKOPFSCHRAUBE MIT INNENSECHSKANT

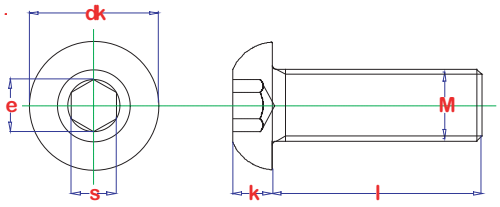

A2 inox

material : Stainless steel A2	**materiaal :** Inox A2	**matière :** Inox A2	**Werkstoff :** Edelstahl A2
type :	**type :**	**type :**	**Typ :**
surface : plain	**oppervlak :** blank	**surface :** brut	**Oberfläche :** roh

Technical properties / Technische gegevens / Données techniques / Technische Daten

M	dk	e	k	s
M 5	9,5	3,44	2,75	3,08
M 6	10,5	4,58	3,3	4,095
M 8	14	5,72	4,4	5,095
M 10	17,5	6,86	5,5	6,095

M x l	art code	EAN	BOX	KG/ BOX
5 x 10	00ULS,05010 A2	5410439134828	200	0,88
5 x 12	00ULS,05012 A2	5410439135641	200	0,96
5 x 16	00ULS,05016 A2	5410439135221	200	1,16
5 x 20	00ULS,05020 A2	5410439127295	200	1,36
5 x 25	00ULS,05025 A2	5410439141963	200	1,56
6 x 10	00ULS,06010 A2	5410439134088	200	1,28
6 x 12	00ULS,06012 A2	5410439133913	200	1,40
6 x 16	00ULS,06016 A2	5410439134767	200	1,68
6 x 20	00ULS,06020 A2	5410439133920	200	2,00
6 x 25	00ULS,06025 A2	5410439134798	200	2,32
6 x 30	00ULS,06030 A2	5410439134804	200	2,68

M x l	art code	EAN	BOX	KG/ BOX
6 x 35	00ULS,06035 A2	5410439140874	200	3,04
6 x 40	00ULS,06040 A2	5410439140584	200	3,40
8 x 16	00ULS,08016 A2	5410439134774	200	3,32
8 x 20	00ULS,08020 A2	5410439134781	200	3,76
8 x 25	00ULS,08025 A2	5410439133937	200	4,48
8 x 30	00ULS,08030 A2	5410439134811	200	4,80
8 x 35	00ULS,08035 A2	5410439134675	200	5,76
8 x 40	00ULS,08040 A2	5410439134682	200	6,28
10 x 20	00ULS,10020 A2	5410439140836	100	1,68
10 x 25	00ULS,10025 A2	5410439133944	100	1,84
10 x 30	00ULS,10030 A2	5410439139809	100	2,16

Din 7991 (01/1986) *

EN 10642 (06/2004)**

HEX. SOCKET CAP SCREW COUNTERSUNK HEAD

BINNENZESKANTBOUT MET VERZONKEN KOP

VIS A 6PC TÊTE FRAISÉE

INNENSECHTSKANTSCHRAUBE SENKKOPF

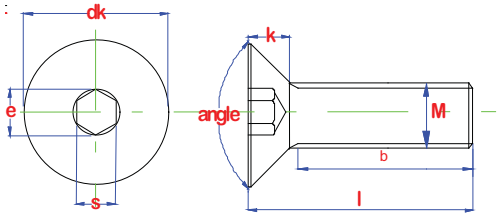

B

S
steel

material : Steel 10.9	**materiaal :** Staal 10.9	**matière :** Acier 10.9	**Werkstoff :** Stahl 10.9
type : full thread	**type :** voldraad	**type :** Des filets	**Typ :** Vollgewinde
surface : plain	**oppervlak :** blank	**surface :** brut	**Oberfläche :** rohe

Technical properties / Technische gegevens / Données techniques / Technische Daten

M	angle min.	b1<130	b2>130	b3>200	dk max.	e min.	k max.	s max.
M 3		12			6	2.3	1.7	2.1
M 4		14			8	2.87	2.3	2.6
M 5		16			10	3.44	2.8	3.1
M 6		18	24		12	4.58	3.3	4.12
M 8	90	22	28		16	5.72	4.4	5.14
M 10		26	32	45	20	6.86	5.5	6.14
M 12		30	36	49	24	9.15	6.5	8.175
M 16		38	44	57	30	11.43	7.5	10.175
M 20		46	52	65	36	13.72	8.5	12.212

* Cancelled since 11/1997 * Nearly identical
* vervallen vanaf 11/1997 * Verregaand uitwisselbaar
* Retiré à partir de 11/1997 ** presque identique
* Storniert ab 11/1997 ** Weitgehend austauschbar

M x l	art code	EAN	BOX	KG/ BOX
3 x 6	07991,03006 S-	5410439307505	500	1,00
3 x 8	07991,03008 S-	5410439084666	500	1,25
3 x 10	07991,03010 S-	5410439084697	500	1,50
3 x 12	07991,03012 S-	5410439084727	500	1,75
3 x 16	07991,03016 S-	5410439084758	500	2,25
3 x 20	07991,03020 S-	5410439084789	500	2,50
3 x 25	07991,03025 S-	5410439152136	500	3,50
4 x 6	07991,04006 S-	5410439306898	500	1,75
4 x 8	07991,04008 S-	5410439084826	500	2,50
4 x 10	07991,04010 S-	5410439084857	500	2,75
4 x 12	07991,04012 S-	5410439084888	500	3,25
4 x 16	07991,04016 S-	5410439084925	500	4,00
4 x 20	07991,04020 S-	5410439084963	500	4,50
4 x 25	07991,04025 S-	5410439084994	500	5,50
5 x 8	07991,05008 S-	5410439303545	500	4,00
5 x 10	07991,05010 S-	5410439085076	500	4,50
5 x 12	07991,05012 S-	5410439085106	500	5,25
5 x 16	07991,05016 S-	5410439085144	500	6,50
5 x 20	07991,05020 S-	5410439085182	500	7,25
5 x 25	07991,05025 S-	5410439085212	500	9,25

M x l	art code	EAN	BOX	KG/ BOX
5 x 30	07991,05030 S-	5410439085243	500	10,75
6 x 8	07991,06008 S-	5410439085366	500	6,00
6 x 10	07991,06010 S-	5410439085397	500	6,75
6 x 12	07991,06012 S-	5410439085427	500	7,75
6 x 16	07991,06016 S-	5410439085465	500	9,50
6 x 20	07991,06020 S-	5410439085502	500	11,50
6 x 25	07991,06025 S-	5410439085533	500	13,75
6 x 30	07991,06030 S-	5410439085564	500	16,00
6 x 35	07991,06035 S-	5410439085595	200	2,88
8 x 12	07991,08012 S-	5410439107150	200	2,44
8 x 16	07991,08016 S-	5410439085762	200	2,96
8 x 20	07991,08020 S-	5410439085809	200	3,64
8 x 25	07991,08025 S-	5410439085830	200	4,00
8 x 30	07991,08030 S-	5410439085861	200	5,00
8 x 35	07991,08035 S-	5410439085892	200	5,32
8 x 40	07991,08040 S-	5410439085922	200	5,84
8 x 45	07991,08045 S-	5410439085953	200	6,76
10 x 16	07991,10016 S-	5410439086035	200	4,84
10 x 20	07991,10020 S-	5410439086066	200	5,64

S
steel

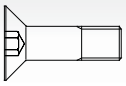

material : Steel 10.9	**materiaal :** Staal 10.9	**matière :** Acier 10.9	**Werkstoff :** Stahl 10.9
type : full thread	**type :** voldraad	**type :** Des filets	**Typ :** Vollgewinde
surface : plain	**oppervlak :** blank	**surface :** brut	**Oberfläche :** rohe

B

M x l	art code	EAN	BOX	KG/ BOX
10 x 25	07991,10025 S-	5410439086097	200	6,64
10 x 30	07991,10030 S-	5410439086127	200	8,04
10 x 35	07991,10035 S-	5410439086158	100	2,16
10 x 40	07991,10040 S-	5410439086189	100	2,49
10 x 45	07991,10045 S-	5410439086219	100	2,71
10 x 50	07991,10050 S-	5410439086240	100	3,06
12 x 20	07991,12020 S-	5410439086332	100	2,12
12 x 25	07991,12025 S-	5410439086363	100	2,54
12 x 30	07991,12030 S-	5410439086394	100	3,10
12 x 35	07991,12035 S-	5410439086424	100	3,28
12 x 40	07991,12040 S-	5410439086455	100	3,59
12 x 45	07991,12045 S-	5410439086486	100	3,94
12 x 50	07991,12050 S-	5410439086516	100	4,44
12 x 55	07991,12055 S-	5410439086530	100	4,85
12 x 60	07991,12060 S-	5410439086561	100	5,42
16 x 25	07991,16025 S-	5410439152532	50	1,13

M x l	art code	EAN	BOX	KG/ BOX
16 x 30	07991,16030 S-	5410439086684	50	1,32
16 x 35	07991,16035 S-	5410439086714	50	1,46
16 x 40	07991,16040 S-	5410439086745	50	1,81
16 x 45	07991,16045 S-	5410439086776	50	1,80
16 x 50	07991,16050 S-	5410439086806	50	2,06
16 x 55	07991,16055 S-	5410439086820	50	2,13
16 x 60	07991,16060 S-	5410439086851	50	2,33
16 x 70	07991,16070 S-	5410439133128	50	2,80
20 x 40	07991,20040 S-	5410439086899	50	2,55
20 x 45	07991,20045 S-	5410439086912	50	2,81
20 x 50	07991,20050 S-	5410439086936	50	3,00
20 x 55	07991,20055 S-	5410439086950	50	3,33
20 x 60	07991,20060 S-	5410439086974	50	3,83
20 x 70	07991,20070 S-	5410439086998	25	1,04
20 x 80	07991,20080 S-	5410439134033	50	5,00
20 x 90	07991,20090 S-	5410439188838	25	1,37

Din 7991 (01/1986) *

EN 10642 (06/2004)**

HEX. SOCKET CAP SCREW COUNTERSUNK HEAD

BINNENZESKANTBOUT MET VERZONKEN KOP

VIS A 6PC TÊTE FRAISÉE

INNENSECHTSKANTSCHRAUBE SENKKOPF

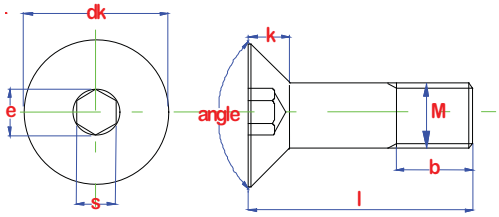

B

S
steel

material : Steel 10.9	**materiaal :** Staal 10.9	**matière :** Acier 10.9	**Werkstoff :** Stahl 10.9
type : partial thread	**type :** deeldraad	**type :** filetage partiel	**Typ :** Teilgewinde
surface : plain	**oppervlak :** blank	**surface :** brut	**Oberfläche :** roh

Technical properties / Technische gegevens / Données techniques / Technische Daten

M	angle min.	b1<130	b2>130	b3>200	dk max.	e min.	k max.	s max.
M 3		12			6	2.3	1.7	2.1
M 4		14			8	2.87	2.3	2.6
M 5		16			10	3.44	2.8	3.1
M 6		18	24		12	4.58	3.3	4.12
M 8	90	22	28		16	5.72	4.4	5.14
M 10		26	32	45	20	6.86	5.5	6.14
M 12		30	36	49	24	9.15	6.5	8.175
M 16		38	44	57	30	11.43	7.5	10.175
M 20		46	52	65	36	13.72	8.5	12.212

* Cancelled since 11/1997 * Nearly identical
* vervallen vanaf 11/1997 * Verregaand uitwisselbaar
* Retiré à partir de 11/1997 ** presque identique
* Storniert ab 11/1997 ** Weitgehend austauschbar

M x l	art code	EAN	BOX	KG/ BOX
3 x 30	07991,03030 S-	5410439152143	500	4,00
3 x 35	07991,03035 S-	5410439152150	500	4,50
4 x 30	07991,04030 S-	5410439085021	500	7,00
4 x 35	07991,04035 S-	5410439152204	500	8,50
4 x 40	07991,04040 S-	5410439152211	500	8,25
5 x 35	07991,05035 S-	5410439085274	200	2,16
5 x 40	07991,05040 S-	5410439085304	200	2,48
5 x 50	07991,05050 S-	5410439085335	200	2,76
6 x 40	07991,06040 S-	5410439085625	200	3,52
6 x 45	07991,06045 S-	5410439085656	200	3,96
6 x 50	07991,06050 S-	5410439085687	200	3,92
6 x 60	07991,06060 S-	5410439132978	200	4,56
6 x 70	07991,06070 S-	5410439134392	200	6,16
6 x 80	07991,06080 S-	5410439134408	200	7,04
8 x 50	07991,08050 S-	5410439085984	200	7,24
8 x 60	07991,08060 S-	5410439132985	200	8,48
8 x 70	07991,08070 S-	5410439132992	200	11,96

M x l	art code	EAN	BOX	KG/ BOX
8 x 80	07991,08080 S-	5410439133005	200	13,96
8 x 90	07991,08090 S-	5410439133012	100	3,99
8 x 100	07991,08100 S-	5410439133029	100	4,49
10 x 60	07991,10060 S-	5410439086295	100	3,57
10 x 70	07991,10070 S-	5410439133036	100	4,12
10 x 80	07991,10080 S-	5410439133043	100	4,66
10 x 90	07991,10090 S-	5410439152471	100	5,20
10 x 100	07991,10100 S-	5410439152488	50	1,44
12 x 70	07991,12070 S-	5410439123341	50	1,52
12 x 80	07991,12080 S-	5410439133050	50	1,79
12 x 90	07991,12090 S-	5410439133852	50	2,01
12 x 100	07991,12100 S-	5410439134743	50	2,23
16 x 80	07991,16080 S-	5410439133135	50	3,19
16 x 90	07991,16090 S-	5410439134118	50	3,58
16 x 100	07991,16100 S-	5410439134125	50	3,92
20 x 100	07991,20100 S-	5410439134644	25	1,58

Din 7991 (01/1986) *

EN 10642 (06/2004)**

B

HEX. SOCKET CAP SCREW COUNTERSUNK HEAD

BINNENZESKANTBOUT MET VERZONKEN KOP

VIS A 6PC TÊTE FRAISÉE

INNENSECHTSKANTSCHRAUBE SENKKOPF

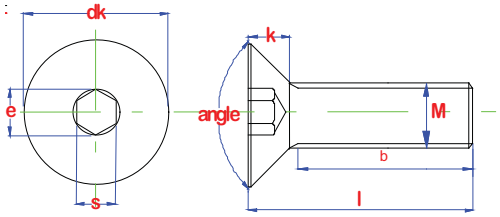

Z
zinc pl.

material : Steel 10.9	**materiaal :** Staal 10.9	**matière :** Acier 10.9	**Werkstoff :** Stahl 10.9
type : standard	**type :** standaard	**type :** standard	**Typ :** normalmass
surface : zinc plated	**oppervlak :** verzinkt	**surface :** zingué	**Oberfläche :** verzinkt

Technical properties / Technische gegevens / Données techniques / Technische Daten

M	angle min.	b1<130	b2>130	b3>200	dk max.	e min.	k max.	s max.
M 3		12			6	2.3	1.7	2.1
M 4		14			8	2.87	2.3	2.6
M 5		16			10	3.44	2.8	3.1
M 6		18	24		12	4.58	3.3	4.12
M 8	90	22	28		16	5.72	4.4	5.14
M 10		26	32	45	20	6.86	5.5	6.14
M 12		30	36	49	24	9.15	6.5	8.175
M 16		38	44	57	30	11.43	7.5	10.175
M 20		46	52	65	36	13.72	8.5	12.212

* Cancelled since 11/1997 * Nearly identical
* vervallen vanaf 11/1997 * Verregaand uitwisselbaar
* Retiré à partir de 11/1997 ** presque identique
* Storniert ab 11/1997 ** Weitgehend austauschbar

M x l	art code	EAN	BOX	KG/ BOX
3 x 6	07991,03006 Z-	5410439177634	500	1,00
3 x 8	07991,03008 Z-	5410439084673	500	1,25
3 x 10	07991,03010 Z-	5410439084703	500	1,50
3 x 12	07991,03012 Z-	5410439084734	500	1,75
3 x 16	07991,03016 Z-	5410439084765	500	2,25
3 x 20	07991,03020 Z-	5410439084796	500	2,75
3 x 25	07991,03025 Z-	5410439307642	500	3,25
4 x 6	07991,04006 Z-	5410439084819	500	1,75
4 x 8	07991,04008 Z-	5410439084833	500	2,25
4 x 10	07991,04010 Z-	5410439084864	500	2,75
4 x 12	07991,04012 Z-	5410439084895	500	3,25
4 x 16	07991,04016 Z-	5410439084932	500	4,25
4 x 20	07991,04020 Z-	5410439084970	500	4,75
4 x 25	07991,04025 Z-	5410439085007	500	5,50
5 x 8	07991,05008 Z-	5410439177641	500	4,00
5 x 10	07991,05010 Z-	5410439085083	500	4,50
5 x 12	07991,05012 Z-	5410439085113	500	5,25
5 x 16	07991,05016 Z-	5410439085151	500	7,00
5 x 20	07991,05020 Z-	5410439085199	500	8,00
5 x 25	07991,05025 Z-	5410439085229	500	9,50

M x l	art code	EAN	BOX	KG/ BOX
5 x 30	07991,05030 Z-	5410439085250	500	10,75
6 x 8	07991,06008 Z-	5410439085373	500	6,00
6 x 10	07991,06010 Z-	5410439085403	500	7,00
6 x 12	07991,06012 Z-	5410439085434	500	7,75
6 x 16	07991,06016 Z-	5410439085472	500	9,50
6 x 20	07991,06020 Z-	5410439085519	500	11,25
6 x 25	07991,06025 Z-	5410439085540	500	13,50
6 x 30	07991,06030 Z-	5410439085571	500	16,00
6 x 35	07991,06035 Z-	5410439085601	200	2,92
8 x 12	07991,08012 Z-	5410439085748	200	2,48
8 x 16	07991,08016 Z-	5410439085779	200	3,00
8 x 20	07991,08020 Z-	5410439085816	200	3,76
8 x 25	07991,08025 Z-	5410439085847	200	4,08
8 x 30	07991,08030 Z-	5410439085878	200	4,96
8 x 35	07991,08035 Z-	5410439085908	200	5,60
8 x 40	07991,08040 Z-	5410439085939	200	6,08
8 x 45	07991,08045 Z-	5410439085960	200	6,68
10 x 16	07991,10016 Z-	5410439086042	200	5,28
10 x 20	07991,10020 Z-	5410439086073	200	6,36

Z
zinc pl.

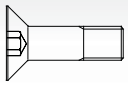

material : Steel 10.9	**materiaal :** Staal 10.9	**matière :** Acier 10.9	**Werkstoff :** Stahl 10.9
type : standard	**type :** standaard	**type :** standard	**Typ :** normalmass
surface : zinc plated	**oppervlak :** verzinkt	**surface :** zingué	**Oberfläche :** verzinkt

B

M x l	art code	EAN	BOX	KG/ BOX
10 x 25	07991,10025 Z-	5410439086103	200	6,88
10 x 30	07991,10030 Z-	5410439086134	200	7,88
10 x 35	07991,10035 Z-	5410439086165	200	8,88
10 x 40	07991,10040 Z-	5410439086196	200	9,76
10 x 45	07991,10045 Z-	5410439086226	100	2,75
10 x 50	07991,10050 Z-	5410439086257	100	3,18
12 x 20	07991,12020 Z-	5410439086349	100	2,23
12 x 25	07991,12025 Z-	5410439086370	100	2,57
12 x 30	07991,12030 Z-	5410439086400	100	3,12
12 x 35	07991,12035 Z-	5410439086431	100	3,32
12 x 40	07991,12040 Z-	5410439086462	100	3,64
12 x 45	07991,12045 Z-	5410439086493	100	4,02
12 x 50	07991,12050 Z-	5410439086523	100	4,34
12 x 55	07991,12055 Z-	5410439086547	100	4,85
12 x 60	07991,12060 Z-	5410439086578	50	1,36
16 x 30	07991,16030 Z-	5410439086691	50	1,30

M x l	art code	EAN	BOX	KG/ BOX
16 x 35	07991,16035 Z-	5410439086721	50	1,39
16 x 40	07991,16040 Z-	5410439086752	50	1,73
16 x 45	07991,16045 Z-	5410439086783	50	1,82
16 x 50	07991,16050 Z-	5410439086813	50	1,99
16 x 55	07991,16055 Z-	5410439086837	50	2,13
16 x 60	07991,16060 Z-	5410439086868	50	2,38
16 x 70	07991,16070 Z-	5410439086882	50	2,80
20 x 40	07991,20040 Z-	5410439086905	50	2,55
20 x 45	07991,20045 Z-	5410439086929	50	2,81
20 x 50	07991,20050 Z-	5410439086943	50	3,10
20 x 55	07991,20055 Z-	5410439086967	50	3,33
20 x 60	07991,20060 Z-	5410439086981	50	3,58
20 x 70	07991,20070 Z-	5410439087001	25	1,03
20 x 80	07991,20080 Z-	5410439407205	25	1,23
20 x 90	07991,20090 Z-	5410439407212	25	1,41

Din 7991 (01/1986) *

EN 10642 (06/2004)**

B

HEX. SOCKET CAP SCREW COUNTERSUNK HEAD

BINNENZESKANTBOUT MET VERZONKEN KOP

VIS A 6PC TÊTE FRAISÉE

INNENSECHTSKANTSCHRAUBE SENKKOPF

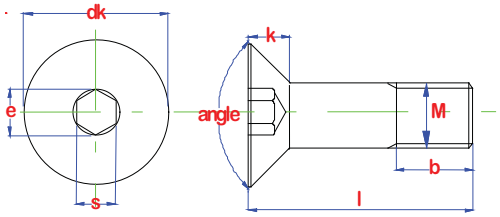

Z
zinc pl.

material : Steel 10.9	**materiaal :** Staal 10.9	**matière :** Acier 10.9	**Werkstoff :** Stahl 10.9
type : standard	**type :** standaard	**type :** standard	**Typ :** normalmass
surface : zinc plated	**oppervlak :** verzinkt	**surface :** zingué	**Oberfläche :** verzinkt

Technical properties / Technische gegevens / Données techniques / Technische Daten

M	angle min.	b1<130	b2>130	b3>200	dk max.	e min.	k max.	s max.
M 3		12			6	2.3	1.7	2.1
M 4		14			8	2.87	2.3	2.6
M 5		16			10	3.44	2.8	3.1
M 6		18	24		12	4.58	3.3	4.12
M 8	90	22	28		16	5.72	4.4	5.14
M 10		26	32	45	20	6.86	5.5	6.14
M 12		30	36	49	24	9.15	6.5	8.175
M 16		38	44	57	30	11.43	7.5	10.175
M 20		46	52	65	36	13.72	8.5	12.212

* Cancelled since 11/1997 * Nearly identical
* vervallen vanaf 11/1997 * Verregaand uitwisselbaar
* Retiré à partir de 11/1997 ** presque identique
* Storniert ab 11/1997 ** Weitgehend austauschbar

M x l	art code	EAN	BOX	KG/ BOX
3 x 30	07991,03030 Z-	5410439146036	500	4,00
4 x 30	07991,04030 Z-	5410439085038	500	7,25
4 x 35	07991,04035 Z-	5410439304825	200	1,36
4 x 40	07991,04040 Z-	5410439107655	200	1,40
5 x 35	07991,05035 Z-	5410439085281	200	2,16
5 x 40	07991,05040 Z-	5410439085311	200	2,44
5 x 50	07991,05050 Z-	5410439085342	200	3,04
6 x 40	07991,06040 Z-	5410439085632	200	3,44
6 x 45	07991,06045 Z-	5410439085663	200	3,88
6 x 50	07991,06050 Z-	5410439085694	200	4,40
6 x 55	07991,06055 Z-	5410439333146	200	4,84
6 x 60	07991,06060 Z-	5410439085700	200	5,28
6 x 70	07991,06070 Z-	5410439085717	200	6,16
6 x 80	07991,06080 Z-	5410439085724	200	7,04
8 x 50	07991,08050 Z-	5410439085991	200	7,88
8 x 55	07991,08055 Z-	5410439086004	200	8,56
8 x 60	07991,08060 Z-	5410439086011	200	9,44
8 x 65	07991,08065 Z-	5410439086028	200	10,96

M x l	art code	EAN	BOX	KG/ BOX
8 x 70	07991,08070 Z-	5410439204309	200	10,80
10 x 55	07991,10055 Z-	5410439086271	100	3,29
10 x 60	07991,10060 Z-	5410439086301	100	3,75
10 x 70	07991,10070 Z-	5410439169257	100	4,41
10 x 80	07991,10080 Z-	5410439174497	100	4,98
10 x 90	07991,10090 Z-	5410439304580	100	2,85
10 x 100	07991,10100 Z-	5410439086318	50	1,54
12 x 70	07991,12070 Z-	5410439086585	50	1,47
12 x 80	07991,12080 Z-	5410439086592	50	1,83
12 x 90	07991,12090 Z-	5410439185776	50	2,00
12 x 100	07991,12100 Z-	5410439140164	50	2,24
12 x 110	07991,12110 Z-	5410439204521	50	2,42
12 x 120	07991,12120 Z-	5410439335744	50	2,68
16 x 80	07991,16080 Z-	5410439188821	50	3,03
16 x 90	07991,16090 Z-	5410439167970	50	3,58
16 x 100	07991,16100 Z-	5410439177658	50	1,98
20 x 100	07991,20100 Z-	5410439335751	25	1,53

Din 7991 (01/1986) *

EN 10642 (06/2004)**

HEX. SOCKET CAP SCREW COUNTERSUNK HEAD

BINNENZESKANTBOUT MET VERZONKEN KOP

VIS A 6PC TÊTE FRAISÉE

INNENSECHTSKANTSCHRAUBE SENKKOPF

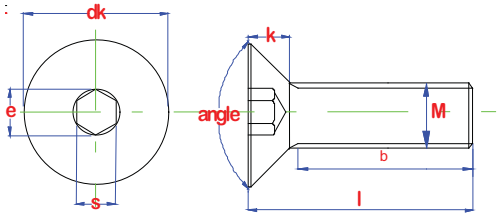

B

A2 inox

material : Stainless steel A2	**materiaal :** Inox A2	**matière :** Inox A2	**Werkstoff :** Edelstahl A2
type :	**type :**	**type :**	**Typ :**
surface : plain	**oppervlak :** blank	**surface :** brut	**Oberfläche :** roh

Technical properties / Technische gegevens / Données techniques / Technische Daten

M	angle min.	b1<130	b2>130	b3>200	dk max.	e min.	k max.	s max.
M 3		12			6	2.3	1.7	2.1
M 4		14			8	2.87	2.3	2.6
M 5		16			10	3.44	2.8	3.1
M 6	90	18	24		12	4.58	3.3	4.12
M 8		22	28		16	5.72	4.4	5.14
M 10		26	32	45	20	6.86	5.5	6.14
M 12		30	36	49	24	9.15	6.5	8.175

* Cancelled since 11/1997 * Nearly identical
* vervallen vanaf 11/1997 * Verregaand uitwisselbaar
* Retiré à partir de 11/1997 ** presque identique
* Storniert ab 11/1997 ** Weitgehend austauschbar

M x l	art code	EAN	BOX	KG/ BOX
3 x 6	07991,03006 A2	5410439104449	200	0,16
3 x 8	07991,03008 A2	5410439104456	200	0,20
3 x 10	07991,03010 A2	5410439084680	200	0,24
3 x 12	07991,03012 A2	5410439084710	200	0,28
3 x 16	07991,03016 A2	5410439084741	200	0,32
3 x 20	07991,03020 A2	5410439084772	200	0,44
3 x 25	07991,03025 A2	5410439084802	200	0,56
3 x 30	07991,03030 A2	5410439104463	200	0,60
4 x 6	07991,04006 A2	5410439123372	200	0,36
4 x 8	07991,04008 A2	5410439123389	200	0,40
4 x 10	07991,04010 A2	5410439084840	200	0,44
4 x 12	07991,04012 A2	5410439084871	200	0,56
4 x 14	07991,04014 A2	5410439343343	200	0,60
4 x 16	07991,04016 A2	5410439084918	200	0,64
4 x 20	07991,04020 A2	5410439084956	200	0,76
4 x 25	07991,04025 A2	5410439084987	200	0,92
4 x 30	07991,04030 A2	5410439085014	200	1,08
4 x 35	07991,04035 A2	5410439085045	200	1,20
4 x 40	07991,04040 A2	5410439085052	200	1,40
4 x 45	07991,04045 A2	5410439144278	200	1,56
4 x 50	07991,04050 A2	5410439139588	200	1,68

M x l	art code	EAN	BOX	KG/ BOX
5 x 8	07991,05008 A2	5410439305440	200	0,68
5 x 10	07991,05010 A2	5410439085069	200	0,76
5 x 12	07991,05012 A2	5410439085090	200	0,88
5 x 16	07991,05016 A2	5410439085137	200	1,08
5 x 20	07991,05020 A2	5410439085175	200	1,28
5 x 25	07991,05025 A2	5410439085205	200	1,52
5 x 30	07991,05030 A2	5410439085236	200	1,76
5 x 35	07991,05035 A2	5410439085267	200	2,04
5 x 40	07991,05040 A2	5410439085298	200	2,28
5 x 45	07991,05045 A2	5410439104470	200	2,52
5 x 50	07991,05050 A2	5410439104487	200	2,76
5 x 60	07991,05060 A2	5410439104494	200	3,64
6 x 8	07991,06008 A2	5410439307406	200	1,00
6 x 10	07991,06010 A2	5410439085380	200	1,16
6 x 12	07991,06012 A2	5410439085410	200	1,24
6 x 16	07991,06016 A2	5410439085458	200	1,56
6 x 20	07991,06020 A2	5410439085496	200	1,92
6 x 25	07991,06025 A2	5410439085526	200	2,24
6 x 30	07991,06030 A2	5410439085557	200	2,60
6 x 35	07991,06035 A2	5410439085588	200	3,00
6 x 40	07991,06040 A2	5410439085618	200	3,56

A2 inox

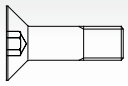

material : Stainless steel A2	**materiaal :** Inox A2	**matière :** Inox A2	**Werkstoff :** Edelstahl A2
type :	**type :**	**type :**	**Typ :**
surface : plain	**oppervlak :** blank	**surface :** brut	**Oberfläche :** roh

B

M x l	art code	EAN	BOX	KG/ BOX
6 x 45	07991,06045 A2	5410439085649	200	3,96
6 x 50	07991,06050 A2	5410439085670	200	4,44
6 x 60	07991,06060 A2	5410439305235	200	5,40
6 x 70	07991,06070 A2	5410439123396	200	5,36
8 x 10	07991,08010 A2	5410439139533	200	2,36
8 x 12	07991,08012 A2	5410439104500	200	2,52
8 x 16	07991,08016 A2	5410439085755	200	3,16
8 x 20	07991,08020 A2	5410439085793	200	3,64
8 x 25	07991,08025 A2	5410439085823	200	4,16
8 x 30	07991,08030 A2	5410439085854	200	5,08
8 x 35	07991,08035 A2	5410439085885	200	5,44
8 x 40	07991,08040 A2	5410439085915	200	6,12
8 x 45	07991,08045 A2	5410439085946	200	6,68
8 x 50	07991,08050 A2	5410439085977	200	8,04
8 x 60	07991,08060 A2	5410439104517	200	9,44
8 x 70	07991,08070 A2	5410439104524	100	2,83
10 x 16	07991,10016 A2	5410439104548	200	5,40
10 x 20	07991,10020 A2	5410439086059	200	6,00

M x l	art code	EAN	BOX	KG/ BOX
10 x 25	07991,10025 A2	5410439086080	200	7,00
10 x 30	07991,10030 A2	5410439086110	200	8,04
10 x 35	07991,10035 A2	5410439086141	100	2,28
10 x 40	07991,10040 A2	5410439086172	200	9,80
10 x 45	07991,10045 A2	5410439086202	100	2,71
10 x 50	07991,10050 A2	5410439086233	100	3,03
10 x 60	07991,10060 A2	5410439086288	100	3,45
10 x 70	07991,10070 A2	5410439104555	100	4,08
12 x 20	07991,12020 A2	5410439086325	200	8,88
12 x 25	07991,12025 A2	5410439086356	200	10,76
12 x 30	07991,12030 A2	5410439086387	200	12,20
12 x 35	07991,12035 A2	5410439086417	200	14,00
12 x 40	07991,12040 A2	5410439086448	100	3,77
12 x 45	07991,12045 A2	5410439086479	100	3,94
12 x 50	07991,12050 A2	5410439086509	100	4,30
12 x 60	07991,12060 A2	5410439086554	100	5,60
12 x 70	07991,12070 A2	5410439104562	50	1,61
12 x 80	07991,12080 A2	5410439104579	50	1,85

ALLEN KEY FOR SOCKET SCREW

ZESKANTSTIFTSLEUTEL VOOR BINNENZESKANTBOUT

CLE ALLEN POUR VIS À SIX PANS CREUX

SECHSKANTSTIFTSCHLÜSSEL

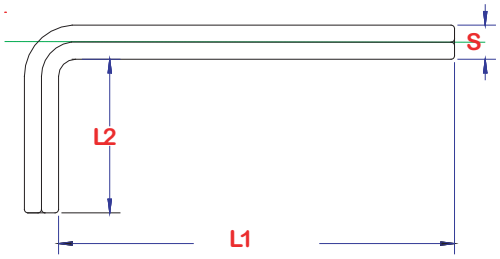

material : Hardened Steel	**materiaal :** Gehard staal	**matière :** Acier trempé	**Werkstoff :** Gehärted Stahl
type : standard	**type :** standaard	**type :** brut	**Typ :** normalmass
surface : plain	**oppervlak :** blank	**surface :** standard	**Oberfläche :** roh

Technical properties / Technische gegevens /
Données techniques / Technische Daten

S x	art code	EAN	BOX	KG/ BOX	D7984	D7991	D912	D916	I7379	I7380	L1	L2
1,5 x	00911,0150 S	5410439037945	100	0,10			M1,6-2	M3			45	14
2 x	00911,0200 S	5410439037952	100	0,19	M3	M3	M2,5	M4	M3	M3	50	16
2,5 x	00911,0250 S	5410439037969	100	0,32	M4	M4	M3	M5	M4	M4	56	18
3 x	00911,0300 S	5410439037976	100	0,53	M5	M5	M4	M6	M5	M5	63	20
4 x	00911,0400 S	5410439037983	100	1,02	M6	M6	M5	M8	M6	M6	71	25
5 x	00911,0500 S	5410439037990	100	1,86	M8	M8	M6	M10	M8	M8	80	28
6 x	00911,0600 S	5410439038003	100	2,83	M10	M10	M7-8	M12-14	M10	M10	90	32
8 x	00911,0800 S	5410439038027	50	1,50	M12	M12	M10	M16	M12	M12	100	36
10 x	00911,1000 S	5410439038034	50	2,30	M14-16	M14	M12	M18-20	M14	M14-16	112	40
12 x	00911,1200 S	5410439038041	50	4,25	M18-20	M16-18	M14	M22-24	M16-18	M18-20	125	45
14 x	00911,1400 S	5410439038058	25	1,66	M22-24	M20-22	M16-18		M20-22	M22-24	140	55
17 x	00911,1700 S	5410439152624	25	2,78		M24	M20-22		M24		160	60

C MACHINE SCREWS CROSS/SLOTTED

METAALSCHROEVEN - VIS A METAUX - GEWINDESCHRAUBEN KREUZ/SCHLITZ

	Din 84 (10/1970) * EN 1207 (09/1996) **	CHEESE HEAD SCREW slotted METAALSCHROEF cilindrische kop met zaaggleuf VIS A METAUX tête cylindrique fendue ZYLINDERSCHRAUBE mit Schlitz	p. 132
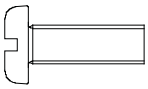	**Din 85 (12/1972) *** EN 1580 (05/1996) **	PAN HEAD SCREW slotted METAALSCHROEF cilindrische kop met zaaggleuf VIS A METAUX tête cylindrique fendue FLACHKOPFSCHRAUBE mit Schlitz	p. 139
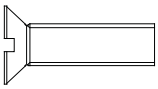	**Din 963 (04/1985) *** EN 2009 (09/1996) **	COUNTERSUNK HEAD SCREW slotted METAALSCHROEF verzonken kop met zaaggleuf VIS A METAUX tête fraisée fendue SENKSCHRAUBE mit Schlitz	p. 140
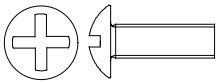	**pgb - VP** NFE 25-129 (12/1985)	ROOFING BOLTS double slotted METAALSCHROEF met dubbele gleuf VIS POELIERS avec double fente BECHER SCHRAUBEN dobbel Schlitz	p. 146
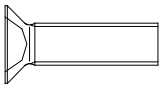	**Din 965 (09/1986) *** EN 7046 (05/1996) **	COUNTERSUNK HEAD SCREWS cross recessed METAALSCHROEF verzonken kop met kruisindruk VIS A METAUX tête fraisée empreinte cruciforme SENKSCHRAUBEN mit Kreuzschlitz	p. 147
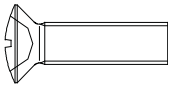	**Din 966 (12/1984) *** EN 7047 (09/1996) **	CSK OVAL HEAD SCREW cross recessed METAALSCHROEF bolverzonken kop met kruisindruk VIS A METAUX tête fr.bombée empreinte cruciforme LINSENSENKSCHRAUBE mit Kreuzschlitz	p. 151
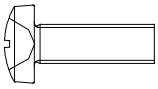	**Din 7985 (07/1986) *** EN 7045 (09/1996) **	RAISED CHEESE HEAD SCREW cross recessed METAALSCHROEF bolkop met kruisindruk VIS A METAUX tête cyl.bombée, cruciforme LINSENSCHRAUBE mit Kreuzschlitz	p. 153
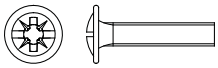	**pgb - MTV**	DOME SCREW with combi slot MEUBELTREKKERSVIJS flenskop met kombi-indruk VIS POUR POIGNEE MEUBLE fente combinée MÖBELGRIFFSCHRAUBE mit Kombi-Kreuzschlitz Z	p. 157

Din 84 (10/1970) *

EN 1207 (09/1996) **

CHEESE HEAD SCREW SLOTTED

METAALSCHROEF CILINDRISCHE KOP MET ZAAGGLEUF

VIS A METAUX TÊTE CYLINDRIQUE FENDUE

ZYLINDERSCHRAUBE MIT SCHLITZ

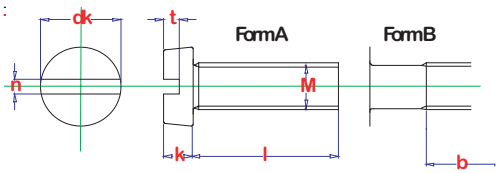

C

Z
zinc pl.

material : Steel 4.8	**materiaal :** Staal 4.8	**matière :** Acier 4.8	**Werkstoff :** Stahl 4.8
type : standard	**type :** standaard	**type :** standard	**Typ :** normalmass
surface : zinc plated	**oppervlak :** verzinkt	**surface :** zingué	**Oberfläche :** verzinkt

Technical properties / Technische gegevens / Données techniques / Technische Daten

M	b 1	dk max.	k max.	n max.	t max.
M 3	19	5.5	2	1	1.15
M 4	22	7	2.6	1.2	1.5
M 5	25	8.5	3.3	1.51	1.8
M 6	28	10	3.9	1.91	2.2
M 8	34	13	5	2.31	2.6

* Cancelled since 09/1996 ** Nearly identical
* Vervallen vanaf 09/1996 ** Verregaand uitwisselbaar
* Retiré à partir de 09/1996 ** Presque identique
* Storniert ab 09/1996 ** Weitgehend austauschbar

M x l	art code	EAN	BOX	KG/ BOX
3 x 6	00084,03006 Z	5410439016810	200	0,24
3 x 8	00084,03008 Z	5410439016841	200	0,28
3 x 10	00084,03010 Z	5410439016889	200	0,32
3 x 12	00084,03012 Z	5410439016919	200	0,36
3 x 16	00084,03016 Z	5410439016957	200	0,40
3 x 20	00084,03020 Z	5410439016995	200	0,48
3 x 25	00084,03025 Z	5410439017039	200	0,60
3 x 30	00084,03030 Z	5410439017077	200	0,68
3 x 35	00084,03035 Z	5410439017091	200	0,76
3 x 40	00084,03040 Z	5410439017121	200	0,84
3 x 50	00084,03050 Z	5410439306515	200	1,04
4 x 6	00084,04006 Z	5410439017152	200	0,44
4 x 8	00084,04008 Z	5410439017183	200	0,56
4 x 10	00084,04010 Z	5410439017220	200	0,60
4 x 12	00084,04012 Z	5410439017268	200	0,64
4 x 16	00084,04016 Z	5410439017305	200	0,72
4 x 20	00084,04020 Z	5410439017343	200	0,88
4 x 25	00084,04025 Z	5410439017381	200	1,04
4 x 30	00084,04030 Z	5410439017428	200	1,24
4 x 35	00084,04035 Z	5410439017442	200	1,36
4 x 40	00084,04040 Z	5410439017473	200	1,52
4 x 45	00084,04045 Z	5410439017497	200	1,68
4 x 50	00084,04050 Z	5410439017527	200	1,80

M x l	art code	EAN	BOX	KG/ BOX
4 x 60	00084,04060 Z	5410439017534	200	2,16
4 x 70	00084,04070 Z	5410439172370	200	2,48
5 x 8	00084,05008 Z	5410439017565	200	0,92
5 x 10	00084,05010 Z	5410439017602	200	1,00
5 x 12	00084,05012 Z	5410439017633	200	1,12
5 x 16	00084,05016 Z	5410439017671	200	1,32
5 x 20	00084,05020 Z	5410439017718	200	1,48
5 x 25	00084,05025 Z	5410439017756	200	1,76
5 x 30	00084,05030 Z	5410439017800	200	2,00
5 x 35	00084,05035 Z	5410439017824	200	2,24
5 x 40	00084,05040 Z	5410439017855	200	2,48
5 x 45	00084,05045 Z	5410439017879	200	2,72
5 x 50	00084,05050 Z	5410439017909	200	3,00
5 x 60	00084,05060 Z	5410439017923	200	3,44
5 x 70	00084,05070 Z	5410439217415	200	3,96
5 x 80	00084,05080 Z	5410439217422	200	4,36
6 x 8	00084,06008 Z	5410439017961	200	1,36
6 x 10	00084,06010 Z	5410439018005	200	1,52
6 x 12	00084,06012 Z	5410439018036	200	1,68
6 x 16	00084,06016 Z	5410439018074	200	1,92
6 x 20	00084,06020 Z	5410439018111	200	2,20
6 x 25	00084,06025 Z	5410439018159	200	2,56
6 x 30	00084,06030 Z	5410439018203	200	2,92

Z
zinc pl.



material : Steel 4.8	**materiaal :** Staal 4.8	**matière :** Acier 4.8	**Werkstoff :** Stahl 4.8
type : standard	**type :** standaard	**type :** standard	**Typ :** normalmass
surface : zinc plated	**oppervlak :** verzinkt	**surface :** zingué	**Oberfläche :** verzinkt

M x l	art code	EAN	BOX	KG/ BOX
6 x 35	00084,06035 Z	5410439018227	200	3,36
6 x 40	00084,06040 Z	5410439018265	200	3,60
6 x 45	00084,06045 Z	5410439018289	200	4,00
6 x 50	00084,06050 Z	5410439018319	200	4,24
6 x 60	00084,06060 Z	5410439018333	200	5,00
6 x 70	00084,06070 Z	5410439217439	200	5,72

M x l	art code	EAN	BOX	KG/ BOX
6 x 80	00084,06080 Z	5410439217446	200	6,32
8 x 20	00084,08020 Z	5410439018456	200	4,36
8 x 25	00084,08025 Z	5410439018487	200	4,96
8 x 30	00084,08030 Z	5410439018517	200	5,68
8 x 40	00084,08040 Z	5410439018562	200	6,96
8 x 50	00084,08050 Z	5410439018593	100	2,06

Din 84 (10/1970) *

EN 1207 (09/1996) **

CHEESE HEAD SCREW SLOTTED

METAALSCHROEF CILINDRISCHE KOP MET ZAAGGLEUF

VIS A METAUX TÊTE CYLINDRIQUE FENDUE

ZYLINDERSCHRAUBE MIT SCHLITZ

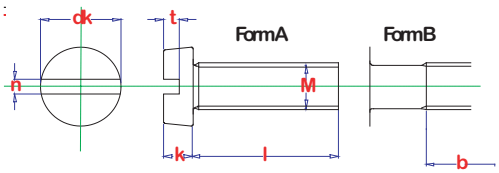

C

A2 inox

material : Stainless steel A2	**materiaal :** Inox A2	**matière :** Inox A2	**Werkstoff :** Edelstahl A2
type :	**type :**	**type :**	**Typ :**
surface : plain	**oppervlak :** blank	**surface :** brut	**Oberfläche :** roh

Technical properties / Technische gegevens / Données techniques / Technische Daten

M	b 1	dk max.	k max.	n max.	t max.
M 3	19	5.5	2	1	1.15
M 4	22	7	2.6	1.2	1.5
M 5	25	8.5	3.3	1.51	1.8
M 6	28	10	3.9	1.91	2.2

* Cancelled since 09/1996 ** Nearly identical
* Vervallen vanaf 09/1996 ** Verregaand uitwisselbaar
* Retiré à partir de 09/1996 ** Presque identique
* Storniert ab 09/1996 ** Weitgehend austauschbar

M x l	art code	EAN	BOX	KG/ BOX
3 x 4	00084,03004 A2	5410439098465	200	0,20
3 x 6	00084,03006 A2	5410439016797	200	0,24
3 x 8	00084,03008 A2	5410439016827	200	0,28
3 x 10	00084,03010 A2	5410439016858	200	0,32
3 x 12	00084,03012 A2	5410439016896	200	0,36
3 x 16	00084,03016 A2	5410439016926	200	0,44
3 x 20	00084,03020 A2	5410439016964	200	0,48
3 x 25	00084,03025 A2	5410439017008	200	0,60
3 x 30	00084,03030 A2	5410439017046	200	0,68
3 x 35	00084,03035 A2	5410439017084	200	0,76
3 x 40	00084,03040 A2	5410439017107	200	0,84
3 x 50	00084,03050 A2	5410439209052	200	1,04
4 x 6	00084,04006 A2	5410439017138	200	0,44
4 x 8	00084,04008 A2	5410439017169	200	0,48
4 x 10	00084,04010 A2	5410439017190	200	0,60
4 x 12	00084,04012 A2	5410439017237	200	0,64
4 x 16	00084,04016 A2	5410439017275	200	0,76
4 x 20	00084,04020 A2	5410439017312	200	0,88
4 x 25	00084,04025 A2	5410439017350	200	1,04
4 x 30	00084,04030 A2	5410439017398	200	1,16
4 x 35	00084,04035 A2	5410439017435	200	1,36
4 x 40	00084,04040 A2	5410439017459	200	1,52
4 x 45	00084,04045 A2	5410439017480	200	1,68
4 x 50	00084,04050 A2	5410439017503	200	1,84

M x l	art code	EAN	BOX	KG/ BOX
4 x 60	00084,04060 A2	5410439098472	200	2,16
5 x 6	00084,05006 A2	5410439102131	200	0,76
5 x 8	00084,05008 A2	5410439017541	200	0,88
5 x 10	00084,05010 A2	5410439017572	200	1,00
5 x 12	00084,05012 A2	5410439017619	200	1,08
5 x 16	00084,05016 A2	5410439017640	200	1,28
5 x 20	00084,05020 A2	5410439017688	200	1,44
5 x 25	00084,05025 A2	5410439017725	200	1,56
5 x 30	00084,05030 A2	5410439017763	200	2,00
5 x 35	00084,05035 A2	5410439017817	200	2,24
5 x 40	00084,05040 A2	5410439017831	200	2,48
5 x 45	00084,05045 A2	5410439017862	200	2,68
5 x 50	00084,05050 A2	5410439017886	200	2,88
5 x 60	00084,05060 A2	5410439017916	200	3,44
5 x 70	00084,05070 A2	5410439017930	200	3,96
5 x 80	00084,05080 A2	5410439017947	200	4,44
6 x 8	00084,06008 A2	5410439017954	200	1,20
6 x 10	00084,06010 A2	5410439017978	200	1,48
6 x 12	00084,06012 A2	5410439018012	200	1,64
6 x 16	00084,06016 A2	5410439018043	200	1,92
6 x 20	00084,06020 A2	5410439018081	200	2,16
6 x 25	00084,06025 A2	5410439018128	200	2,68
6 x 30	00084,06030 A2	5410439018166	200	2,84
6 x 35	00084,06035 A2	5410439018210	200	3,24

A2 inox



material : Stainless steel A2 **type :** **surface :** plain	**materiaal :** Inox A2 **type :** **oppervlak :** blank	**matière :** Inox A2 **type :** **surface :** brut	**Werkstoff :** Edelstahl A2 **Typ :** **Oberfläche :** roh

M x l	art code	EAN	BOX	KG/ BOX
6 x 40	00084,06040 A2	5410439018234	200	3,68
6 x 45	00084,06045 A2	5410439018272	200	3,92
6 x 50	00084,06050 A2	5410439018296	200	4,28
6 x 60	00084,06060 A2	5410439018326	200	5,08

M x l	art code	EAN	BOX	KG/ BOX
6 x 70	00084,06070 A2	5410439018340	200	5,80
6 x 80	00084,06080 A2	5410439018357	200	6,36
6 x 100	00084,06100 A2	5410439018371	200	7,72

Din 84 (10/1970) *

EN 1207 (09/1996) **

CHEESE HEAD SCREW SLOTTED

METAALSCHROEF CILINDRISCHE KOP MET ZAAGGLEUF

VIS A METAUX TÊTE CYLINDRIQUE FENDUE

ZYLINDERSCHRAUBE MIT SCHLITZ

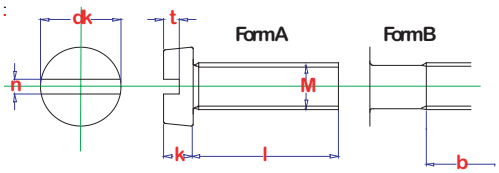

C

N
nylon

material : Plastic PA	**materiaal :** Kunststof PA	**matière :** Plastique PA	**Werkstoff :** Kunststoff PA
type :	**type :**	**type :**	**Typ :**
surface : self-colour	**oppervlak :** natuurkleur	**surface :** naturel	**Oberfläche :** naturel

Technical properties / Technische gegevens / Données techniques / Technische Daten

M	b 1	dk max.	k max.	n max.	t max.
M 3	19	5.5	2	1	1.15
M 4	22	7	2.6	1.2	1.5
M 5	25	8.5	3.3	1.51	1.8
M 6	28	10	3.9	1.91	2.2
M 8	34	13	5	2.31	2.6

* Cancelled since 09/1996 ** Nearly identical
* Vervallen vanaf 09/1996 ** Verregaand uitwisselbaar
* Retiré à partir de 09/1996 ** Presque identique
* Storniert ab 09/1996 ** Weitgehend austauschbar

M x l	art code	EAN	BOX	KG/ BOX
3 x 4	00084,03004 N	5410439153348	200	0,20
3 x 6	00084,03006 N	5410439153362	200	0,04
3 x 8	00084,03008 N	5410439153379	200	0,28
3 x 10	00084,03010 N	5410439016872	200	0,32
3 x 16	00084,03016 N	5410439016940	200	0,40
3 x 20	00084,03020 N	5410439016988	200	0,48
3 x 25	00084,03025 N	5410439017022	200	0,56
3 x 30	00084,03030 N	5410439017060	200	0,68
4 x 10	00084,04010 N	5410439017213	200	0,08
4 x 12	00084,04012 N	5410439017251	200	0,64
4 x 16	00084,04016 N	5410439017299	200	0,80
4 x 20	00084,04020 N	5410439017336	200	0,92
4 x 25	00084,04025 N	5410439017374	200	0,16
4 x 30	00084,04030 N	5410439017411	200	1,20
5 x 10	00084,05010 N	5410439017596	200	0,16
5 x 12	00084,05012 N	5410439153416	200	0,20
5 x 16	00084,05016 N	5410439017664	200	0,20
5 x 20	00084,05020 N	5410439017701	200	1,52

M x l	art code	EAN	BOX	KG/ BOX
5 x 25	00084,05025 N	5410439017749	200	1,76
5 x 30	00084,05030 N	5410439017794	200	2,00
5 x 40	00084,05040 N	5410439153430	200	2,52
5 x 50	00084,05050 N	5410439153447	200	3,00
6 x 10	00084,06010 N	5410439017992	200	1,56
6 x 12	00084,06012 N	5410439153454	200	1,72
6 x 16	00084,06016 N	5410439018067	200	0,28
6 x 20	00084,06020 N	5410439018104	200	2,28
6 x 25	00084,06025 N	5410439018142	200	0,36
6 x 30	00084,06030 N	5410439018197	200	3,00
6 x 40	00084,06040 N	5410439018258	200	0,64
6 x 50	00084,06050 N	5410439153478	200	4,36
8 x 16	00084,08016 N	5410439018418	200	3,92
8 x 20	00084,08020 N	5410439018449	200	4,40
8 x 25	00084,08025 N	5410439018470	200	5,04
8 x 30	00084,08030 N	5410439018500	200	5,68
8 x 40	00084,08040 N	5410439018555	200	6,96

Din 84 (10/1970) *

EN 1207 (09/1996) **

CHEESE HEAD SCREW SLOTTED

METAALSCHROEF CILINDRISCHE KOP MET ZAAGGLEUF

VIS A METAUX TÊTE CYLINDRIQUE FENDUE

ZYLINDERSCHRAUBE MIT SCHLITZ

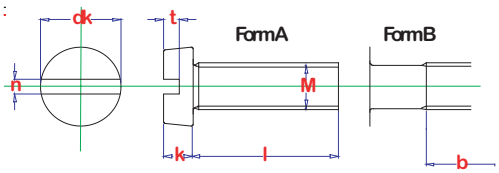

MS Brass

C

material : Brass	**materiaal :** Messing	**matière :** Laiton	**Werkstoff :** Messing
type :	**type :**	**type :**	**Typ :**
surface : plain	**oppervlak :** blank	**surface :** brut	**Oberfläche :** roh

Technical properties / Technische gegevens / Données techniques / Technische Daten

M	b 1	dk max.	k max.	n max.	t max.
M 3	19	5.5	2	1	1.15
M 4	22	7	2.6	1.2	1.5
M 5	25	8.5	3.3	1.51	1.8
M 6	28	10	3.9	1.91	2.2
M 8	34	13	5	2.31	2.6
M 10	40	16	6	2.81	3

* Cancelled since 09/1996 ** Nearly identical
* Vervallen vanaf 09/1996 ** Verregaand uitwisselbaar
* Retiré à partir de 09/1996 ** Presque identique
* Storniert ab 09/1996 ** Weitgehend austauschbar

M x l	art code	EAN	BOX	KG/ BOX
3 x 6	00084,03006 MS	5410439016803	200	0,24
3 x 8	00084,03008 MS	5410439016834	200	0,32
3 x 10	00084,03010 MS	5410439016865	200	0,32
3 x 12	00084,03012 MS	5410439016902	200	0,36
3 x 16	00084,03016 MS	5410439016933	200	0,40
3 x 20	00084,03020 MS	5410439016971	200	0,48
3 x 25	00084,03025 MS	5410439017015	200	0,56
3 x 30	00084,03030 MS	5410439017053	200	0,68
3 x 35	00084,03035 MS	5410439186650	200	0,76
3 x 40	00084,03040 MS	5410439017114	200	0,84
4 x 6	00084,04006 MS	5410439017145	200	0,48
4 x 8	00084,04008 MS	5410439017176	200	0,52
4 x 10	00084,04010 MS	5410439017206	200	0,60
4 x 12	00084,04012 MS	5410439017244	200	0,68
4 x 16	00084,04016 MS	5410439017282	200	0,80
4 x 20	00084,04020 MS	5410439017329	200	0,92
4 x 25	00084,04025 MS	5410439017367	200	1,04
4 x 30	00084,04030 MS	5410439017404	200	1,20
4 x 35	00084,04035 MS	5410439131605	200	1,36
4 x 40	00084,04040 MS	5410439017466	200	1,52
4 x 50	00084,04050 MS	5410439017510	200	1,84
5 x 6	00084,05006 MS	5410439153065	200	0,84

M x l	art code	EAN	BOX	KG/ BOX
5 x 8	00084,05008 MS	5410439017558	200	0,88
5 x 10	00084,05010 MS	5410439017589	200	1,04
5 x 12	00084,05012 MS	5410439017626	200	1,12
5 x 16	00084,05016 MS	5410439017657	200	1,32
5 x 20	00084,05020 MS	5410439017695	200	1,52
5 x 25	00084,05025 MS	5410439017732	200	1,76
5 x 30	00084,05030 MS	5410439017787	200	2,00
5 x 35	00084,05035 MS	5410439153072	200	2,32
5 x 40	00084,05040 MS	5410439017848	200	2,52
5 x 45	00084,05045 MS	5410439153089	200	2,76
5 x 50	00084,05050 MS	5410439017893	200	3,00
5 x 60	00084,05060 MS	5410439112413	200	3,48
6 x 8	00084,06008 MS	5410439153096	200	1,44
6 x 10	00084,06010 MS	5410439017985	200	1,56
6 x 12	00084,06012 MS	5410439018029	200	1,72
6 x 16	00084,06016 MS	5410439018050	200	2,00
6 x 20	00084,06020 MS	5410439018098	200	2,28
6 x 25	00084,06025 MS	5410439018135	200	2,64
6 x 30	00084,06030 MS	5410439018180	200	3,00
6 x 35	00084,06035 MS	5410439153102	200	3,32
6 x 40	00084,06040 MS	5410439018241	200	3,68
6 x 45	00084,06045 MS	5410439153119	200	4,00

MS
Brass



material : Brass **type :** **surface :** plain	**materiaal :** Messing **type :** **oppervlak :** blank	**matière :** Laiton **type :** **surface :** brut	**Werkstoff :** Messing **Typ :** **Oberfläche :** roh

M x l	art code	EAN	BOX	KG/ BOX
6 x 50	00084,06050 MS	5410439018302	200	4,36
6 x 60	00084,06060 MS	5410439112420	100	1,27
8 x 12	00084,08012 MS	5410439153126	100	0,85
8 x 16	00084,08016 MS	5410439153133	100	0,98
8 x 20	00084,08020 MS	5410439112437	100	1,10
8 x 25	00084,08025 MS	5410439112444	100	1,26
8 x 30	00084,08030 MS	5410439112451	100	1,42

M x l	art code	EAN	BOX	KG/ BOX
8 x 35	00084,08035 MS	5410439153140	100	1,58
8 x 40	00084,08040 MS	5410439112468	100	1,74
8 x 50	00084,08050 MS	5410439112475	100	2,06
8 x 60	00084,08060 MS	5410439112482	100	2,36
10 x 20	00084,10020 MS	5410439153157	100	1,86
10 x 30	00084,10030 MS	5410439153164	100	2,36
10 x 40	00084,10040 MS	5410439153171	100	2,86

Din 85 (12/1972) *

EN 1580 (05/1996) **

PAN HEAD SCREW SLOTTED

METAALSCHROEF CILINDRISCHE KOP MET ZAAGGLEUF

VIS A METAUX TÊTE CYLINDRIQUE FENDUE

FLACHKOPFSCHRAUBE MIT SCHLITZ

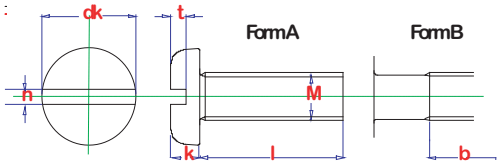

Z
zinc pl.

material : Steel 4.8	**materiaal :** Staal 4.8	**matière :** Acier 4.8	**Werkstoff :** Stahl 4.8
type : standard	**type :** standaard	**type :** standard	**Typ :** normalmass
surface : zinc plated	**oppervlak :** verzinkt	**surface :** zingué	**Oberfläche :** verzinkt

C

Technical properties / Technische gegevens / Données techniques / Technische Daten

M	b 1	dk max.	k nom.	n max.	t max.
M 3	19	6	1,8	1	0,95
M 4	22	8	2,4	1,2	1,3
M 5	25	10	3	1,51	1,5
M 6	28	12	3,6	1,91	1,9

* Cancelled since 05/1996 ** Nearly identical
* Vervallen vanaf 05/1996 * Verregaand uitwisselbaar
* Retiré à partir de 05/1996 ** Presque identique
* Veraltet ab 05/1996 ** Weitgehend austauschbar

M x l	art code	EAN	BOX	KG/ BOX
3 x 6	00085,03006 Z	5410439018821	200	0,24
3 x 8	00085,03008 Z	5410439018838	200	0,28
3 x 10	00085,03010 Z	5410439018845	200	0,32
3 x 12	00085,03012 Z	5410439018852	200	0,36
3 x 16	00085,03016 Z	5410439018869	200	0,40
3 x 20	00085,03020 Z	5410439018876	200	0,48
3 x 25	00085,03025 Z	5410439018883	200	0,56
3 x 30	00085,03030 Z	5410439018890	200	0,68
4 x 6	00085,04006 Z	5410439018906	200	0,48
4 x 8	00085,04008 Z	5410439018913	200	0,56
4 x 10	00085,04010 Z	5410439018920	200	0,64
4 x 12	00085,04012 Z	5410439018937	200	0,68
4 x 16	00085,04016 Z	5410439018944	200	0,80
4 x 20	00085,04020 Z	5410439018951	200	0,92
4 x 25	00085,04025 Z	5410439018968	200	1,08
4 x 30	00085,04030 Z	5410439018975	200	1,24
4 x 35	00085,04035 Z	5410439018982	200	1,40
4 x 40	00085,04040 Z	5410439018999	200	1,56
5 x 8	00085,05008 Z	5410439019002	200	1,00
5 x 10	00085,05010 Z	5410439019019	200	1,08

M x l	art code	EAN	BOX	KG/ BOX
5 x 12	00085,05012 Z	5410439019026	200	1,20
5 x 16	00085,05016 Z	5410439019033	200	1,40
5 x 20	00085,05020 Z	5410439019040	200	1,60
5 x 25	00085,05025 Z	5410439019057	200	1,84
5 x 30	00085,05030 Z	5410439019064	200	2,08
5 x 35	00085,05035 Z	5410439019071	200	2,36
5 x 40	00085,05040 Z	5410439019088	200	2,60
5 x 45	00085,05045 Z	5410439019095	200	2,84
5 x 50	00085,05050 Z	5410439019101	200	3,08
6 x 8	00085,06008 Z	5410439019118	200	1,60
6 x 10	00085,06010 Z	5410439019125	200	1,76
6 x 12	00085,06012 Z	5410439019132	200	1,88
6 x 16	00085,06016 Z	5410439019149	200	2,08
6 x 20	00085,06020 Z	5410439019156	200	2,44
6 x 25	00085,06025 Z	5410439019163	200	2,80
6 x 30	00085,06030 Z	5410439019170	200	3,16
6 x 35	00085,06035 Z	5410439019187	200	3,52
6 x 40	00085,06040 Z	5410439019194	200	3,88
6 x 45	00085,06045 Z	5410439019200	200	4,20
6 x 50	00085,06050 Z	5410439019217	200	4,56

Din 963 (04/1985) *

EN 2009 (09/1996) **

COUNTERSUNK HEAD SCREW SLOTTED

METAALSCHROEF VERZONKEN KOP MET ZAAGGLEUF

VIS A METAUX TÊTE FRAISÉE FENDUE

SENKSCHRAUBE MIT SCHLITZ

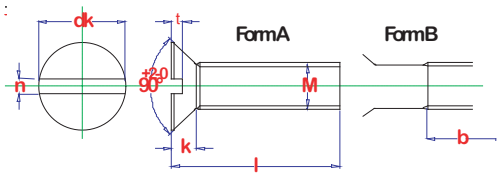

C

Z zinc pl.

material : Steel 4.8	**materiaal :** Staal 4.8	**matière :** Acier 4.8	**Werkstoff :** Stahl 4.8
type : standard	**type :** standaard	**type :** standard	**Typ :** normalmass
surface : zinc plated	**oppervlak :** verzinkt	**surface :** zingué	**Oberfläche :** verzinkt

Technical properties / Technische gegevens / Données techniques / Technische Daten

M	b 1	dk max.	k max.	n max.	t max.
M 3	19	5.6	1.65	1	0.85
M 4	22	7.5	2.2	1.2	1.1
M 5	25	9.2	2.5	1.51	1.3
M 6	28	11	3	1.91	1.6
M 8	34	14.	4	2.31	2.1
M 10	40	18	5	2.81	2.6

* Cancelled since 09/1996 ** Not identical
* Vervallen vanaf 09/1996 ** Niet uitwisselbaar
* Retiré à partir de 09/1996 ** Pas identique
* Veraltet ab 09/1996 ** Nicht austauschbar

M x l	art code	EAN	BOX	KG/ BOX
3 x 6	00963,03006 Z	5410439065665	200	0,16
3 x 8	00963,03008 Z	5410439065696	200	0,20
3 x 10	00963,03010 Z	5410439065733	200	0,24
3 x 12	00963,03012 Z	5410439065764	200	0,28
3 x 16	00963,03016 Z	5410439065795	200	0,32
3 x 20	00963,03020 Z	5410439065832	200	0,44
3 x 25	00963,03025 Z	5410439065870	200	0,52
3 x 30	00963,03030 Z	5410439065900	200	0,60
3 x 35	00963,03035 Z	5410439065931	200	0,68
3 x 40	00963,03040 Z	5410439065955	200	0,80
3 x 45	00963,03045 Z	5410439145602	200	0,80
3 x 50	00963,03050 Z	5410439065979	200	0,92
3 x 60	00963,03060 Z	5410439065986	200	1,12
4 x 8	00963,04008 Z	5410439066037	200	0,40
4 x 10	00963,04010 Z	5410439066075	200	0,44
4 x 12	00963,04012 Z	5410439066105	200	0,52
4 x 16	00963,04016 Z	5410439066136	200	0,64
4 x 20	00963,04020 Z	5410439066174	200	0,76
4 x 25	00963,04025 Z	5410439066211	200	0,92
4 x 30	00963,04030 Z	5410439066259	200	1,04
4 x 35	00963,04035 Z	5410439066280	200	1,12
4 x 40	00963,04040 Z	5410439066310	200	1,36

M x l	art code	EAN	BOX	KG/ BOX
4 x 50	00963,04050 Z	5410439066341	200	1,68
4 x 60	00963,04060 Z	5410439066365	200	2,00
5 x 10	00963,05010 Z	5410439066440	200	0,68
5 x 12	00963,05012 Z	5410439066471	200	0,80
5 x 16	00963,05016 Z	5410439066501	200	0,96
5 x 20	00963,05020 Z	5410439066549	200	1,20
5 x 25	00963,05025 Z	5410439066587	200	1,44
5 x 30	00963,05030 Z	5410439066624	200	1,64
5 x 35	00963,05035 Z	5410439066648	200	1,88
5 x 40	00963,05040 Z	5410439066686	200	2,16
5 x 45	00963,05045 Z	5410439104319	200	2,36
5 x 50	00963,05050 Z	5410439066716	200	2,68
5 x 60	00963,05060 Z	5410439066730	200	3,12
5 x 80	00963,05080 Z	5410439217460	200	4,16
6 x 10	00963,06010 Z	5410439066778	200	1,04
6 x 12	00963,06012 Z	5410439066808	200	1,20
6 x 16	00963,06016 Z	5410439066846	200	1,44
6 x 20	00963,06020 Z	5410439066884	200	1,72
6 x 25	00963,06025 Z	5410439066921	200	2,08
6 x 30	00963,06030 Z	5410439066969	200	2,44
6 x 35	00963,06035 Z	5410439066990	200	2,80
6 x 40	00963,06040 Z	5410439067034	200	3,08

Z
zinc pl.



material : Steel 4.8 **type :** standard **surface :** zinc plated	**materiaal :** Staal 4.8 **type :** standaard **oppervlak :** verzinkt	**matière :** Acier 4.8 **type :** standard **surface :** zingué	**Werkstoff :** Stahl 4.8 **Typ :** normalmass **Oberfläche :** verzinkt

M x l	art code	EAN	BOX	KG/ BOX
6 x 45	00963,06045 Z	5410439107877	200	3,40
6 x 50	00963,06050 Z	5410439067072	200	3,80
6 x 60	00963,06060 Z	5410439067096	200	4,48
6 x 70	00963,06070 Z	5410439217477	200	5,20
6 x 80	00963,06080 Z	5410439217484	200	5,88
8 x 16	00963,08016 Z	5410439067119	200	2,80
8 x 20	00963,08020 Z	5410439067140	200	3,28

M x l	art code	EAN	BOX	KG/ BOX
8 x 25	00963,08025 Z	5410439067171	200	3,84
8 x 30	00963,08030 Z	5410439067201	200	4,36
8 x 35	00963,08035 Z	5410439067225	200	5,04
8 x 40	00963,08040 Z	5410439089388	200	5,76
8 x 50	00963,08050 Z	5410439067270	200	8,04
8 x 60	00963,08060 Z	5410439067294	100	2,08
10 x 30	00963,10030 Z	5410439067348	100	1,81

Din 963 (04/1985) *

EN 2009 (09/1996) **

COUNTERSUNK HEAD SCREW SLOTTED

METAALSCHROEF VERZONKEN KOP MET ZAAGGLEUF

VIS A METAUX TÊTE FRAISÉE FENDUE

SENKSCHRAUBE MIT SCHLITZ

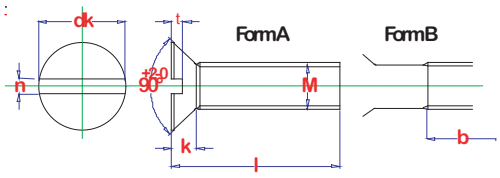

C

MS Brass

material : Brass	**materiaal :** Messing	**matière :** Laiton	**Werkstoff :** Messing
type : standard	**type :** standaard	**type :** standard	**Typ :** normalmass
surface : plain	**oppervlak :** blank	**surface :** brut	**Oberfläche :** roh

Technical properties / Technische gegevens / Données techniques / Technische Daten

M	b 1	dk max.	k max.	n max.	t max.
M 2	16	3.8	1.2	0.7	0.6
M 3	19	5.6	1.65	1	0.85
M 4	22	7.5	2.2	1.2	1.1
M 5	25	9.2	2.5	1.51	1.3
M 6	28	11	3	1.91	1.6
M 8	34	14.	4	2.31	2.1
M 10	40	18	5	2.81	2.6

* Cancelled since 09/1996 ** Not identical
* Vervallen vanaf 09/1996 ** Niet uitwisselbaar
* Retiré à partir de 09/1996 ** Pas identique
* Veraltet ab 09/1996 ** Nicht austauschbar

M x l	art code	EAN	BOX	KG/ BOX
2 x 4	00963,02004 MS	5410439140447	200	0,04
2 x 6	00963,02006 MS	5410439140454	200	0,08
2 x 8	00963,02008 MS	5410439140461	200	0,08
2 x 10	00963,02010 MS	5410439140478	200	0,08
2 x 12	00963,02012 MS	5410439140485	200	0,12
2 x 16	00963,02016 MS	5410439140492	200	0,12
2 x 20	00963,02020 MS	5410439140508	200	0,16
3 x 4	00963,03004 MS	5410439140522	200	0,12
3 x 5	00963,03005 MS	5410439144742	200	0,12
3 x 6	00963,03006 MS	5410439065658	200	0,16
3 x 8	00963,03008 MS	5410439065689	200	0,20
3 x 10	00963,03010 MS	5410439065719	200	0,24
3 x 12	00963,03012 MS	5410439065757	200	0,24
3 x 16	00963,03016 MS	5410439065788	200	0,32
3 x 20	00963,03020 MS	5410439065818	200	0,40
3 x 25	00963,03025 MS	5410439065856	200	0,48
3 x 30	00963,03030 MS	5410439065894	200	0,56
3 x 40	00963,03040 MS	5410439153195	200	0,72
3 x 50	00963,03050 MS	5410439140539	200	0,88
4 x 6	00963,04006 MS	5410439066006	200	0,32
4 x 8	00963,04008 MS	5410439066020	200	0,40

M x l	art code	EAN	BOX	KG/ BOX
4 x 10	00963,04010 MS	5410439066051	200	0,44
4 x 12	00963,04012 MS	5410439066099	200	0,48
4 x 16	00963,04016 MS	5410439066129	200	0,60
4 x 20	00963,04020 MS	5410439066150	200	0,72
4 x 25	00963,04025 MS	5410439066198	200	0,88
4 x 30	00963,04030 MS	5410439066235	200	1,04
4 x 35	00963,04035 MS	5410439066273	200	1,20
4 x 40	00963,04040 MS	5410439066303	200	1,36
4 x 50	00963,04050 MS	5410439066334	200	1,68
5 x 8	00963,05008 MS	5410439066396	200	0,60
5 x 10	00963,05010 MS	5410439066426	200	0,68
5 x 12	00963,05012 MS	5410439066464	200	0,80
5 x 16	00963,05016 MS	5410439066495	200	0,96
5 x 20	00963,05020 MS	5410439066525	200	1,16
5 x 25	00963,05025 MS	5410439066563	200	1,44
5 x 30	00963,05030 MS	5410439066600	200	1,68
5 x 40	00963,05040 MS	5410439066662	200	2,16
5 x 50	00963,05050 MS	5410439066709	200	2,68
5 x 60	00963,05060 MS	5410439118712	200	3,24
6 x 10	00963,06010 MS	5410439066754	200	1,00
6 x 12	00963,06012 MS	5410439066792	200	1,16

MS
Brass



material : Brass	**materiaal :** Messing	**matière :** Laiton	**Werkstoff :** Messing
type : standard	**type :** standaard	**type :** standard	**Typ :** normalmass
surface : plain	**oppervlak :** blank	**surface :** brut	**Oberfläche :** roh

M x l	art code	EAN	BOX	KG/ BOX
6 x 16	00963,06016 MS	5410439066822	200	1,44
6 x 20	00963,06020 MS	5410439066860	200	1,72
6 x 25	00963,06025 MS	5410439066907	200	2,08
6 x 30	00963,06030 MS	5410439066945	200	2,44
6 x 35	00963,06035 MS	5410439066983	200	2,80
6 x 40	00963,06040 MS	5410439067010	200	3,12
6 x 50	00963,06050 MS	5410439067058	200	3,84
6 x 60	00963,06060 MS	5410439118729	200	4,56
6 x 70	00963,06070 MS	5410439140546	200	5,28
8 x 12	00963,08012 MS	5410439118736	100	0,57
8 x 16	00963,08016 MS	5410439118743	100	0,69
8 x 20	00963,08020 MS	5410439118750	100	0,82

M x l	art code	EAN	BOX	KG/ BOX
8 x 25	00963,08025 MS	5410439118767	100	0,98
8 x 30	00963,08030 MS	5410439118774	100	1,14
8 x 35	00963,08035 MS	5410439213745	100	1,30
8 x 40	00963,08040 MS	5410439118781	100	1,46
8 x 45	00963,08045 MS	5410439213752	100	1,62
8 x 50	00963,08050 MS	5410439118798	100	1,78
8 x 60	00963,08060 MS	5410439118804	100	2,10
10 x 20	00963,10020 MS	5410439118811	100	1,36
10 x 25	00963,10025 MS	5410439118828	100	1,61
10 x 30	00963,10030 MS	5410439118835	100	1,86
10 x 35	00963,10035 MS	5410439213769	100	2,11
10 x 40	00963,10040 MS	5410439118842	100	2,36

Din 963 (04/1985) *

EN 2009 (09/1996) **

COUNTERSUNK HEAD SCREW SLOTTED

METAALSCHROEF VERZONKEN KOP MET ZAAGGLEUF

VIS A METAUX TÊTE FRAISÉE FENDUE

SENKSCHRAUBE MIT SCHLITZ

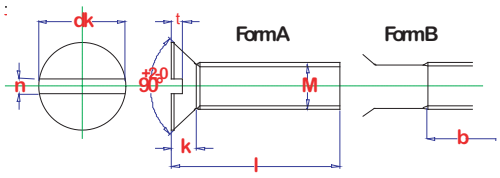

C

N
nylon

material : Plastic PA	**materiaal :** Kunststof PA	**matière :** Plastique PA	**Werkstoff :** Kunststoff PA
type : standard	**type :** standaard	**type :** standard	**Typ :** normalmass
surface : self-colour	**oppervlak :** natuurkleur	**surface :** naturelle	**Oberfläche :** naturel

Technical properties / Technische gegevens / Données techniques / Technische Daten

M	b 1	dk max.	k max.	n max.	t max.
M 3	19	5.6	1.65	1	0.85
M 4	22	7.5	2.2	1.2	1.1
M 5	25	9.2	2.5	1.51	1.3
M 6	28	11	3	1.91	1.6
M 8	34	14.	4	2.31	2.1

* Cancelled since 09/1996 ** Not identical
* Vervallen vanaf 09/1996 ** Niet uitwisselbaar
* Retiré à partir de 09/1996 ** Pas identique
* Veraltet ab 09/1996 ** Nicht austauschbar

M x l	art code	EAN	BOX	KG/ BOX
3 x 10	00963,03010 N	5410439065726	200	0,24
3 x 16	00963,03016 N	5410439153515	200	0,32
3 x 20	00963,03020 N	5410439065825	200	0,40
4 x 10	00963,04010 N	5410439066068	200	0,44
4 x 12	00963,04012 N	5410439153522	200	0,48
4 x 16	00963,04016 N	5410439153539	200	0,60
4 x 20	00963,04020 N	5410439066167	200	0,12
4 x 25	00963,04025 N	5410439066204	200	0,88
4 x 30	00963,04030 N	5410439066242	200	1,04
5 x 10	00963,05010 N	5410439066433	200	0,68
5 x 16	00963,05016 N	5410439153546	200	0,96

M x l	art code	EAN	BOX	KG/ BOX
5 x 20	00963,05020 N	5410439066532	200	1,16
5 x 30	00963,05030 N	5410439066617	200	1,68
6 x 16	00963,06016 N	5410439066839	200	0,20
6 x 20	00963,06020 N	5410439066877	200	1,72
6 x 25	00963,06025 N	5410439066914	200	2,08
6 x 30	00963,06030 N	5410439066952	200	2,44
6 x 40	00963,06040 N	5410439067027	200	3,12
8 x 20	00963,08020 N	5410439067133	200	3,28
8 x 30	00963,08030 N	5410439067195	200	4,56
8 x 40	00963,08040 N	5410439067249	200	5,84

Din 963 (04/1985) *

EN 2009 (09/1996) **

COUNTERSUNK HEAD SCREW SLOTTED

METAALSCHROEF VERZONKEN KOP MET ZAAGGLEUF

VIS A METAUX TÊTE FRAISÉE FENDUE

SENKSCHRAUBE MIT SCHLITZ

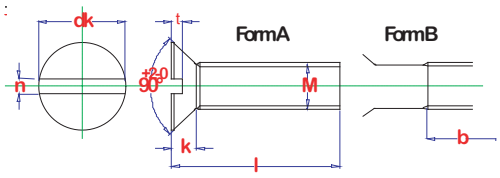

A2 inox

C

material : Stainless steel A2	**materiaal :** Inox A2	**matière :** Inox A2	**Werkstoff :** Edelstahl A2
type : standard	**type :** standaard	**type :** standard	**Typ :** normalmass
surface : plain	**oppervlak :** blank	**surface :** brut	**Oberfläche :** roh

Technical properties / Technische gegevens / Données techniques / Technische Daten

M	b 1	dk max.	k max.	n max.	t max.
M 3	19	5.6	1.65	1	0.85
M 4	22	7.5	2.2	1.2	1.1
M 5	25	9.2	2.5	1.51	1.3
M 6	28	11	3	1.91	1.6

* Cancelled since 09/1996 ** Not identical
* Vervallen vanaf 09/1996 ** Niet uitwisselbaar
* Retiré à partir de 09/1996 ** Pas identique
* Veraltet ab 09/1996 ** Nicht austauschbar

M x l	art code	EAN	BOX	KG/ BOX
3 x 6	00963,03006 A2	5410439065641	200	0,16
3 x 8	00963,03008 A2	5410439065672	200	0,20
3 x 10	00963,03010 A2	5410439065702	200	0,24
3 x 12	00963,03012 A2	5410439065740	200	0,28
3 x 16	00963,03016 A2	5410439065771	200	0,32
3 x 20	00963,03020 A2	5410439065801	200	0,44
3 x 25	00963,03025 A2	5410439065849	200	0,52
3 x 30	00963,03030 A2	5410439065887	200	0,56
3 x 35	00963,03035 A2	5410439065917	200	0,68
3 x 40	00963,03040 A2	5410439065948	200	0,72
3 x 45	00963,03045 A2	5410439140034	200	0,80
4 x 6	00963,04006 A2	5410439065993	200	0,32
4 x 8	00963,04008 A2	5410439066013	200	0,40
4 x 10	00963,04010 A2	5410439066044	200	0,44
4 x 12	00963,04012 A2	5410439066082	200	0,44
4 x 16	00963,04016 A2	5410439066112	200	0,64
4 x 20	00963,04020 A2	5410439066143	200	0,76
4 x 25	00963,04025 A2	5410439066181	200	0,92
4 x 30	00963,04030 A2	5410439066228	200	1,08
4 x 35	00963,04035 A2	5410439066266	200	1,20
4 x 40	00963,04040 A2	5410439066297	200	1,36
4 x 50	00963,04050 A2	5410439066327	200	1,68
5 x 6	00963,05006 A2	5410439066372	200	0,48
5 x 8	00963,05008 A2	5410439066389	200	0,60
5 x 10	00963,05010 A2	5410439066419	200	0,72

M x l	art code	EAN	BOX	KG/ BOX
5 x 12	00963,05012 A2	5410439066457	200	0,80
5 x 16	00963,05016 A2	5410439066488	200	1,04
5 x 20	00963,05020 A2	5410439066518	200	1,24
5 x 25	00963,05025 A2	5410439066556	200	1,44
5 x 30	00963,05030 A2	5410439066594	200	1,68
5 x 35	00963,05035 A2	5410439066631	200	1,92
5 x 40	00963,05040 A2	5410439066655	200	2,20
5 x 45	00963,05045 A2	5410439104302	200	2,40
5 x 50	00963,05050 A2	5410439066693	200	2,72
5 x 60	00963,05060 A2	5410439066723	200	3,24
5 x 70	00963,05070 A2	5410439100465	200	3,68
5 x 80	00963,05080 A2	5410439100472	200	4,20
6 x 10	00963,06010 A2	5410439066747	200	1,04
6 x 12	00963,06012 A2	5410439066785	200	1,16
6 x 16	00963,06016 A2	5410439066815	200	1,48
6 x 20	00963,06020 A2	5410439066853	200	1,72
6 x 25	00963,06025 A2	5410439066891	200	2,04
6 x 30	00963,06030 A2	5410439066938	200	2,40
6 x 35	00963,06035 A2	5410439066976	200	2,80
6 x 40	00963,06040 A2	5410439067003	200	3,16
6 x 45	00963,06045 A2	5410439100489	200	3,48
6 x 50	00963,06050 A2	5410439067041	200	3,84
6 x 60	00963,06060 A2	5410439067089	200	4,56
6 x 70	00963,06070 A2	5410439100496	200	5,32
6 x 80	00963,06080 A2	5410439343008	200	5,68

pgb - VP

NFE 25-129 (12/1985)

ROOFING BOLTS DOUBLE SLOTTED

METAALSCHROEF MET DUBBELE GLEUF

VIS POELIERS AVEC DOUBLE FENTE

BECHER SCHRAUBEN DOBBEL SCHLITZ

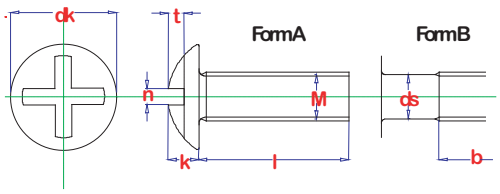

Z
zinc pl.

C

material : Steel 4.8	**materiaal :** Staal 4.8	**matière :** Acier 4.8	**Werkstoff :** Stahl 4.8
type : standard	**type :** standaard	**type :** standard	**Typ :** normalmass
surface : zinc plated	**oppervlak :** verzinkt	**surface :** zingué	**Oberfläche :** verzinkt

Technical properties / Technische gegevens / Données techniques / Technische Daten

M	b 1	dk max.	ds max.	k max.	n max.	t min.
M 4	38	10	4	2.2	1.51	1
M 5		12.5	5	2.7		1.2
M 6		15	6	3.3	1.91	1.5
M 8		20	8	4.4	2.31	2
M 10		25	10	5.5	2.81	2.4

M x l	art code	EAN	BOX	KG/ BOX
4 x 6	000VP,04006 Z	5410439187039	500	3,50
4 x 8	000VP,04008 Z	5410439112697	200	0,48
4 x 10	000VP,04010 Z	5410439305518	200	0,64
4 x 12	000VP,04012 Z	5410439112703	200	0,60
4 x 16	000VP,04016 Z	5410439112710	200	0,80
4 x 20	000VP,04020 Z	5410439112727	200	0,92
4 x 25	000VP,04025 Z	5410439306584	200	1,08
4 x 30	000VP,04030 Z	5410439305525	200	1,24
4 x 35	000VP,04035 Z	5410439112734	200	1,40
4 x 40	000VP,04040 Z	5410439305532	200	1,56
4 x 45	000VP,04045 Z	5410439126601	200	1,72
4 x 50	000VP,04050 Z	5410439305549	200	1,84
5 x 10	000VP,05010 Z	5410439305556	200	1,08
5 x 12	000VP,05012 Z	5410439112758	200	1,24
5 x 16	000VP,05016 Z	5410439305563	200	1,36
5 x 20	000VP,05020 Z	5410439112765	200	1,60
5 x 25	000VP,05025 Z	5410439112772	200	1,84
5 x 30	000VP,05030 Z	5410439112789	200	2,08
5 x 35	000VP,05035 Z	5410439112796	200	2,24
5 x 40	000VP,05040 Z	5410439112802	200	2,56
5 x 50	000VP,05050 Z	5410439112819	200	3,04
6 x 10	000VP,06010 Z	5410439304771	200	1,76
6 x 12	000VP,06012 Z	5410439101660	200	1,84

M x l	art code	EAN	BOX	KG/ BOX
6 x 16	000VP,06016 Z	5410439305570	200	2,16
6 x 20	000VP,06020 Z	5410439305587	200	2,44
6 x 25	000VP,06025 Z	5410439112826	200	2,76
6 x 30	000VP,06030 Z	5410439112833	200	3,08
6 x 35	000VP,06035 Z	5410439305594	200	3,52
6 x 40	000VP,06040 Z	5410439112840	200	3,80
6 x 45	000VP,06045 Z	5410439140188	200	4,12
6 x 50	000VP,06050 Z	5410439112857	200	4,52
6 x 60	000VP,06060 Z	5410439112864	200	5,16
8 x 16	000VP,08016 Z	5410439112871	200	4,32
8 x 20	000VP,08020 Z	5410439306904	200	4,96
8 x 25	000VP,08025 Z	5410439112888	100	1,42
8 x 30	000VP,08030 Z	5410439306911	100	1,52
8 x 35	000VP,08035 Z	5410439112895	100	1,79
8 x 40	000VP,08040 Z	5410439112901	100	1,89
8 x 50	000VP,08050 Z	5410439306928	100	2,18
8 x 60	000VP,08060 Z	5410439112918	100	2,49
10 x 20	000VP,10020 Z	5410439126625	100	2,19
10 x 30	000VP,10030 Z	5410439126632	100	2,70
10 x 40	000VP,10040 Z	5410439126649	100	3,24
10 x 50	000VP,10050 Z	5410439126656	100	3,59
10 x 60	000VP,10060 Z	5410439126663	100	4,27

Din 965 (09/1986) *

EN 7046 (05/1996) **

COUNTERSUNK HEAD SCREWS CROSS RECESSED

METAALSCHROEF VERZONKEN KOP MET KRUISINDRUK

VIS A METAUX TÊTE FRAISÉE EMPREINTE CRUCIFORME

SENKSCHRAUBEN MIT KREUZSCHLITZ

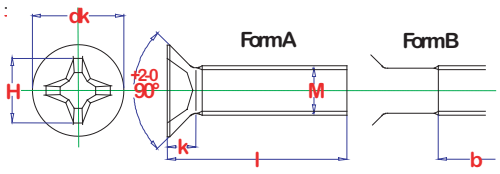

Z
zinc pl.

C

material : Steel 4.8	**materiaal :** Staal 4.8	**matière :** Acier 4.8	**Werkstoff :** Stahl 4.8
type : cross recessed phillips	**type :** phillips indruk	**type :** empreinte phillips	**Typ :** Phillips-Kreuzschlitz H
surface : zinc plated	**oppervlak :** verzinkt	**surface :** zingué	**Oberfläche :** verzinkt

Technical properties / Technische gegevens / Données techniques / Technische Daten

M	b 1	dk max.	k max.	H
M 3	19	5.6	1.65	NR 1
M 4	22	7.5	2.2	NR 2
M 5	25	9.2	2.5	NR 2
M 6	28	11	3	NR 3
M 8	34	14.5	4	NR 4

* Cancelled since 09/1996 ** Not identical
* Vervallen vanaf 09/1996 ** Niet uitwisselbaar
* Retiré à partir de 09/1996 ** Pas identique
* Veraltet ab 09/1996 ** Nicht austauschbar

M x l	art code	EAN	BOX	KG/ BOX
3 x 6	00965,03006 Z	5410439067461	200	0,16
3 x 8	00965,03008 Z	5410439067485	200	0,20
3 x 10	00965,03010 Z	5410439067508	200	0,24
3 x 12	00965,03012 Z	5410439067522	200	0,28
3 x 16	00965,03016 Z	5410439067546	200	0,32
3 x 20	00965,03020 Z	5410439067560	200	0,40
3 x 25	00965,03025 Z	5410439067584	200	0,52
3 x 30	00965,03030 Z	5410439107884	200	0,60
3 x 35	00965,03035 Z	5410439120197	200	0,68
3 x 40	00965,03040 Z	5410439107891	200	0,80
3 x 45	00965,03045 Z	5410439120203	200	0,80
3 x 50	00965,03050 Z	5410439120210	200	0,92
4 x 6	00965,04006 Z	5410439158473	200	0,28
4 x 8	00965,04008 Z	5410439067614	200	0,36
4 x 10	00965,04010 Z	5410439067638	200	0,40
4 x 12	00965,04012 Z	5410439067652	200	0,48
4 x 16	00965,04016 Z	5410439067676	200	0,64
4 x 20	00965,04020 Z	5410439067690	200	0,76
4 x 25	00965,04025 Z	5410439067713	200	0,92
4 x 30	00965,04030 Z	5410439067737	200	1,04
4 x 35	00965,04035 Z	5410439158480	200	1,04
4 x 40	00965,04040 Z	5410439067768	200	1,32
4 x 45	00965,04045 Z	5410439107907	200	1,52

M x l	art code	EAN	BOX	KG/ BOX
4 x 50	00965,04050 Z	5410439120227	200	1,68
4 x 60	00965,04060 Z	5410439305747	200	1,96
4 x 70	00965,04070 Z	5410439214780	200	2,28
4 x 80	00965,04080 Z	5410439214773	200	2,56
5 x 8	00965,05008 Z	5410439158497	200	0,60
5 x 10	00965,05010 Z	5410439067799	200	0,76
5 x 12	00965,05012 Z	5410439067812	200	0,80
5 x 16	00965,05016 Z	5410439067836	200	0,96
5 x 20	00965,05020 Z	5410439067850	200	1,24
5 x 25	00965,05025 Z	5410439067874	200	1,40
5 x 30	00965,05030 Z	5410439067898	200	1,64
5 x 35	00965,05035 Z	5410439158503	200	1,88
5 x 40	00965,05040 Z	5410439067928	200	2,20
5 x 45	00965,05045 Z	5410439158510	200	2,32
5 x 50	00965,05050 Z	5410439158527	200	2,68
5 x 60	00965,05060 Z	5410439158541	200	3,20
5 x 70	00965,05070 Z	5410439120234	200	3,64
5 x 80	00965,05080 Z	5410439306447	100	1,08
5 x 100	00965,05100 Z	5410439306454	100	1,30
6 x 10	00965,06010 Z	5410439067966	200	1,00
6 x 12	00965,06012 Z	5410439107242	200	1,12
6 x 16	00965,06016 Z	5410439068000	200	1,44
6 x 20	00965,06020 Z	5410439068024	200	1,76

Z
zinc pl.



material : Steel 4.8	**materiaal :** Staal 4.8	**matière :** Acier 4.8	**Werkstoff :** Stahl 4.8
type : cross recessed phillips	**type :** phillips indruk	**type :** empreinte phillips	**Typ :** Phillips-Kreuzschlitz H
surface : zinc plated	**oppervlak :** verzinkt	**surface :** zingué	**Oberfläche :** verzinkt

M x l	art code	EAN	BOX	KG/ BOX
6 x 25	00965,06025 Z	5410439068048	200	2,00
6 x 30	00965,06030 Z	5410439068062	200	2,40
6 x 35	00965,06035 Z	5410439158558	200	2,72
6 x 40	00965,06040 Z	5410439068093	200	3,08
6 x 45	00965,06045 Z	5410439120258	200	3,40
6 x 50	00965,06050 Z	5410439068116	200	3,72
6 x 60	00965,06060 Z	5410439158565	200	4,44
6 x 70	00965,06070 Z	5410439158572	200	5,20
6 x 80	00965,06080 Z	5410439158589	100	1,48
6 x 100	00965,06100 Z	5410439306478	100	1,80

M x l	art code	EAN	BOX	KG/ BOX
8 x 20	00965,08020 Z	5410439068130	200	3,08
8 x 25	00965,08025 Z	5410439068147	200	3,72
8 x 30	00965,08030 Z	5410439158602	200	4,24
8 x 35	00965,08035 Z	5410439125130	200	5,04
8 x 40	00965,08040 Z	5410439068154	200	5,56
8 x 50	00965,08050 Z	5410439068161	200	6,84
8 x 60	00965,08060 Z	5410439125147	200	8,12
8 x 70	00965,08070 Z	5410439125154	100	2,36
8 x 80	00965,08080 Z	5410439125161	100	2,67

Din 965 (09/1986) *

EN 7046 (05/1996) **

COUNTERSUNK HEAD SCREWS CROSS RECESSED

METAALSCHROEF VERZONKEN KOP MET KRUISINDRUK

VIS A METAUX TÊTE FRAISÉE EMPREINTE CRUCIFORME

SENKSCHRAUBEN MIT KREUZSCHLITZ

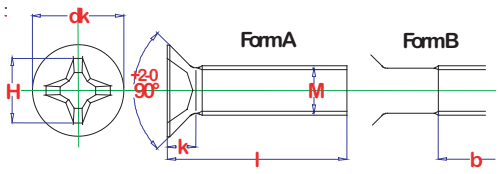

A2 inox

C

material : Stainless steel A2	**materiaal :** Inox A2	**matière :** Inox A2	**Werkstoff :** Edelstahl A2
type : Phillips recess	**type :** phillips indruk	**type :** empreinte Phillips	**Typ :** Phillips Schlitz
surface : plain	**oppervlak :** blank	**surface :** brut	**Oberfläche :** roh

Technical properties / Technische gegevens / Données techniques / Technische Daten

M	b 1	dk max.	k max.	H
M 3	19	5.6	1.65	NR 1
M 4	22	7.5	2.2	NR 2
M 5	25	9.2	2.5	NR 2
M 6	28	11	3	NR 3

* Cancelled since 09/1996 ** Not identical
* Vervallen vanaf 09/1996 ** Niet uitwisselbaar
* Retiré à partir de 09/1996 ** Pas identique
* Veraltet ab 09/1996 ** Nicht austauschbar

M x l	art code	EAN	BOX	KG/ BOX
3 x 6	00965,03006 A2	5410439100564	200	0,16
3 x 8	00965,03008 A2	5410439067478	200	0,20
3 x 10	00965,03010 A2	5410439067492	200	0,24
3 x 12	00965,03012 A2	5410439067515	200	0,28
3 x 16	00965,03016 A2	5410439067539	200	0,36
3 x 20	00965,03020 A2	5410439067553	200	0,40
3 x 25	00965,03025 A2	5410439067577	200	0,52
3 x 30	00965,03030 A2	5410439067591	200	0,60
4 x 6	00965,04006 A2	5410439127899	200	0,28
4 x 8	00965,04008 A2	5410439067607	200	0,36
4 x 10	00965,04010 A2	5410439067621	200	0,44
4 x 12	00965,04012 A2	5410439067645	200	0,52
4 x 16	00965,04016 A2	5410439067669	200	0,60
4 x 20	00965,04020 A2	5410439067683	200	0,72
4 x 25	00965,04025 A2	5410439067706	200	0,92
4 x 30	00965,04030 A2	5410439067720	200	1,04
4 x 35	00965,04035 A2	5410439067744	200	1,20
4 x 40	00965,04040 A2	5410439067751	200	1,36
4 x 50	00965,04050 A2	5410439067775	200	1,68
4 x 60	00965,04060 A2	5410439217651	200	1,96
5 x 6	00965,05006 A2	5410439139618	200	0,56
5 x 8	00965,05008 A2	5410439100571	200	0,64
5 x 10	00965,05010 A2	5410439067782	200	0,72
5 x 12	00965,05012 A2	5410439067805	200	0,80

M x l	art code	EAN	BOX	KG/ BOX
5 x 16	00965,05016 A2	5410439067829	200	1,00
5 x 20	00965,05020 A2	5410439067843	200	1,20
5 x 25	00965,05025 A2	5410439067867	200	1,44
5 x 30	00965,05030 A2	5410439067881	200	1,72
5 x 35	00965,05035 A2	5410439067904	200	1,96
5 x 40	00965,05040 A2	5410439067911	200	2,20
5 x 45	00965,05045 A2	5410439100588	200	2,44
5 x 50	00965,05050 A2	5410439067935	200	2,68
5 x 60	00965,05060 A2	5410439067942	200	3,20
5 x 70	00965,05070 A2	5410439137416	200	3,76
5 x 80	00965,05080 A2	5410439139014	200	4,12
5 x 90	00965,05090 A2	5410439214728	200	4,64
5 x 100	00965,05100 A2	5410439228084	200	5,12
6 x 10	00965,06010 A2	5410439067959	200	1,00
6 x 12	00965,06012 A2	5410439067973	200	1,16
6 x 16	00965,06016 A2	5410439067997	200	1,44
6 x 20	00965,06020 A2	5410439068017	200	1,68
6 x 25	00965,06025 A2	5410439068031	200	2,08
6 x 30	00965,06030 A2	5410439068055	200	2,40
6 x 35	00965,06035 A2	5410439068079	200	2,76
6 x 40	00965,06040 A2	5410439068086	200	3,16
6 x 45	00965,06045 A2	5410439140669	200	3,52
6 x 50	00965,06050 A2	5410439068109	200	3,96
6 x 60	00965,06060 A2	5410439068123	200	4,36

A2 inox



material : Stainless steel A2	**materiaal :** Inox A2	**matière :** Inox A2	**Werkstoff :** Edelstahl A2
type : Phillips recess	**type :** phillips indruk	**type :** empreinte Phillips	**Typ :** Phillips Schlitz
surface : plain	**oppervlak :** blank	**surface :** brut	**Oberfläche :** roh

M x l	art code	EAN	BOX	KG/ BOX
6 x 70	00965,06070 A2	5410439135047	200	5,28
6 x 80	00965,06080 A2	5410439133869	200	5,96

M x l	art code	EAN	BOX	KG/ BOX
6 x 100	00965,06100 A2	5410439142311	100	1,88

C

Din 966 (12/1984) *

EN 7047 (09/1996) **

CSK OVAL HEAD SCREW CROSS RECESSED

METAALSCHROEF BOLVERZONKEN KOP MET KRUISINDRUK

VIS A METAUX TÊTE FR.BOMBÉE EMPREINTE CRUCIFORME

LINSENSENKSCHRAUBE MIT KREUZSCHLITZ

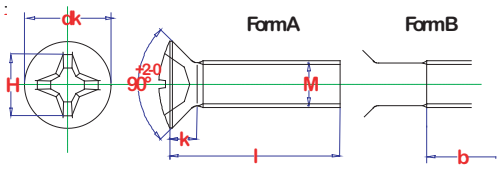

Z
zinc pl.

C

material : Steel 4.8	**materiaal :** Staal 4.8	**matière :** Acier 4.8	**Werkstoff :** Stahl 4.8
type : phillips recess	**type :** phillips indruk	**type :** empreinte phillips	**Typ :** Phillips-Kreuzschlitz H
surface : zinc plated	**oppervlak :** verzinkt	**surface :** zingué	**Oberfläche :** verzinkt

Technical properties / Technische gegevens / Données techniques / Technische Daten

M	b 1	dk max.	k max.	H
M 4	22	7.5	2.2	NR 2
M 5	25	9.2	2.5	NR 2
M 6	28	11	3	NR 3

* Cancelled since 09/1996 ** Not identical
* Vervallen vanaf 09/1996 ** Niet uitwisselbaar
* Retiré à partir de 09/1996 ** Pas identique
* Veraltet ab 09/1996 ** Nicht austauschbar

M x l	art code	EAN	BOX	KG/ BOX
4 x 8	00966,04008 Z	5410439139915	200	0,44
4 x 10	00966,04010 Z	5410439158220	200	0,48
4 x 12	00966,04012 Z	5410439158237	200	0,56
4 x 16	00966,04016 Z	5410439134545	200	0,68
4 x 20	00966,04020 Z	5410439158244	200	0,80
4 x 25	00966,04025 Z	5410439158251	200	0,96
4 x 30	00966,04030 Z	5410439158268	200	1,12
5 x 10	00966,05010 Z	5410439158299	200	0,80
5 x 12	00966,05012 Z	5410439107990	200	0,88
5 x 16	00966,05016 Z	5410439158909	200	1,08
5 x 20	00966,05020 Z	5410439134217	200	1,28

M x l	art code	EAN	BOX	KG/ BOX
5 x 25	00966,05025 Z	5410439107914	200	1,52
5 x 30	00966,05030 Z	5410439158916	200	1,76
5 x 35	00966,05035 Z	5410439127332	200	2,00
5 x 40	00966,05040 Z	5410439158923	200	2,24
6 x 12	00966,06012 Z	5410439158930	200	1,36
6 x 16	00966,06016 Z	5410439158947	200	1,64
6 x 20	00966,06020 Z	5410439158954	200	1,92
6 x 25	00966,06025 Z	5410439139922	200	2,28
6 x 30	00966,06030 Z	5410439134552	200	2,60
6 x 35	00966,06035 Z	5410439139939	200	2,88
6 x 40	00966,06040 Z	5410439139946	200	3,36

Din 966 (12/1984) *

EN 7047 (09/1996) **

CSK OVAL HEAD SCREW CROSS RECESSED

METAALSCHROEF BOLVERZONKEN KOP MET KRUISINDRUK

VIS A METAUX TÊTE FR.BOMBÉE EMPREINTE CRUCIFORME

LINSENSENKSCHRAUBE MIT KREUZSCHLITZ

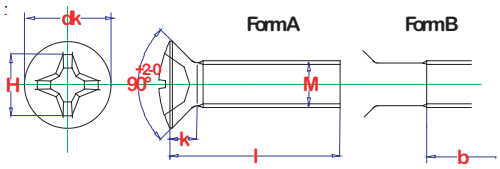

C

A2 inox

material : Stainless steel A2	**materiaal :** Inox A2	**matière :** Inox A2	**Werkstoff :** Edelstahl A2
type : Phillips recess	**type :** Phillips indruk	**type :** empreinte phillips	**Typ :** Phillips Schiltz
surface : plain	**oppervlak :** blank	**surface :** brut	**Oberfläche :** roh

Technical properties / Technische gegevens / Données techniques / Technische Daten

M	b 1	dk max.	k max.	H
M 3	19	5.6	1.65	NR 1
M 4	22	7.5	2.2	NR 2
M 5	25	9.2	2.5	NR 2
M 6	28	11	3	NR 3

* Cancelled since 09/1996 ** Not identical
* Vervallen vanaf 09/1996 ** Niet uitwisselbaar
* Retiré à partir de 09/1996 ** Pas identique
* Veraltet ab 09/1996 ** Nicht austauschbar

M x l	art code	EAN	BOX	KG/ BOX
3 x 8	00966,03008 A2	5410439068178	200	0,20
3 x 10	00966,03010 A2	5410439068185	200	0,24
3 x 12	00966,03012 A2	5410439068192	200	0,28
3 x 16	00966,03016 A2	5410439068208	200	0,36
3 x 20	00966,03020 A2	5410439068215	200	0,40
4 x 8	00966,04008 A2	5410439068222	200	0,44
4 x 10	00966,04010 A2	5410439068239	200	0,48
4 x 12	00966,04012 A2	5410439141840	200	0,52
4 x 16	00966,04016 A2	5410439068246	200	0,64
4 x 20	00966,04020 A2	5410439068253	200	0,80
4 x 25	00966,04025 A2	5410439068260	200	0,96
5 x 8	00966,05008 A2	5410439068277	200	0,68
5 x 10	00966,05010 A2	5410439068284	200	0,80
5 x 12	00966,05012 A2	5410439068291	200	0,88

M x l	art code	EAN	BOX	KG/ BOX
5 x 16	00966,05016 A2	5410439068307	200	1,08
5 x 20	00966,05020 A2	5410439068314	200	1,28
5 x 25	00966,05025 A2	5410439068321	200	1,52
5 x 30	00966,05030 A2	5410439068338	200	1,84
5 x 35	00966,05035 A2	5410439090773	200	2,00
5 x 40	00966,05040 A2	5410439140751	200	2,24
6 x 12	00966,06012 A2	5410439068369	200	1,36
6 x 16	00966,06016 A2	5410439068376	200	1,60
6 x 20	00966,06020 A2	5410439068383	200	1,92
6 x 25	00966,06025 A2	5410439068390	200	2,28
6 x 30	00966,06030 A2	5410439068406	200	2,56
6 x 35	00966,06035 A2	5410439068413	200	3,00
6 x 40	00966,06040 A2	5410439068420	200	3,36

Din 7985 (07/1986) *

EN 7045 (09/1996) **

RAISED CHEESE HEAD SCREW CROSS RECESSED

METAALSCHROEF BOLKOP MET KRUISINDRUK

VIS A METAUX TÊTE CYL.BOMBÉE, CRUCIFORME

LINSENSCHRAUBE MIT KREUZSCHLITZ

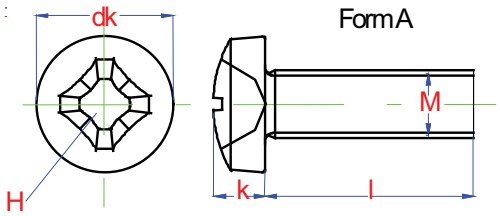

Z
zinc pl.

C

material : Steel 4.8	**materiaal :** Staal 4.8	**matière :** Acier 4.8	**Werkstoff :** Stahl 4.8
type : phillips recess	**type :** phillips indruk	**type :** empreinte phillips	**Typ :** Kreuzschlitz H
surface : zinc plated	**oppervlak :** verzinkt	**surface :** zingué	**Oberfläche :** verzinkt

Technical properties / Technische gegevens / Données techniques / Technische Daten

M	dk max.	k nom.	H
M 2,5	5	2	
M 4	8	3.1	NR 2
M 5	10	3.8	NR 2
M 6	12	4.6	NR 3
M 8	16	6	NR 4

* Cancelled since 09/1996 ** Nearly identical
* Vervallen vanaf 09/1996 ** Verregaand uitwisselbaar
* Retiré à partir de 09/1996 ** Presque identique
* Veraltet ab 09/1996 ** Weitgehend austauschbar

M x l	art code	EAN	BOX	KG/ BOX
2,5 x 10	07985,025010Z	5410439158367	200	0,24
3 x 6	07985,03006 Z	5410439083782	200	0,28
3 x 8	07985,03008 Z	5410439083805	200	0,32
3 x 10	07985,03010 Z	5410439083829	200	0,36
3 x 12	07985,03012 Z	5410439083843	200	0,36
3 x 16	07985,03016 Z	5410439083867	200	0,48
3 x 20	07985,03020 Z	5410439083881	200	0,52
3 x 25	07985,03025 Z	5410439083904	200	0,60
3 x 30	07985,03030 Z	5410439083928	200	0,68
3 x 35	07985,03035 Z	5410439307918	200	0,80
3 x 40	07985,03040 Z	5410439307932	200	0,88
3 x 45	07985,03045 Z	5410439158381	200	1,04
3 x 50	07985,03050 Z	5410439120173	200	1,08
4 x 6	07985,04006 Z	5410439083942	200	0,56
4 x 8	07985,04008 Z	5410439083966	200	0,64
4 x 10	07985,04010 Z	5410439083980	200	0,64
4 x 12	07985,04012 Z	5410439084000	200	0,80
4 x 16	07985,04016 Z	5410439084024	200	0,88
4 x 20	07985,04020 Z	5410439084048	200	1,00
4 x 25	07985,04025 Z	5410439084062	200	1,16
4 x 30	07985,04030 Z	5410439084086	200	1,24
4 x 35	07985,04035 Z	5410439084093	200	1,44
4 x 40	07985,04040 Z	5410439084109	200	1,60

M x l	art code	EAN	BOX	KG/ BOX
4 x 45	07985,04045 Z	5410439158398	200	1,76
4 x 50	07985,04050 Z	5410439158404	200	1,88
4 x 60	07985,04060 Z	5410439158411	200	2,28
5 x 6	07985,05006 Z	5410439107921	200	1,00
5 x 8	07985,05008 Z	5410439084130	200	1,12
5 x 10	07985,05010 Z	5410439084154	200	1,28
5 x 12	07985,05012 Z	5410439084178	200	1,28
5 x 16	07985,05016 Z	5410439084192	200	1,52
5 x 20	07985,05020 Z	5410439084215	200	1,72
5 x 25	07985,05025 Z	5410439084239	200	1,92
5 x 30	07985,05030 Z	5410439084253	200	2,16
5 x 35	07985,05035 Z	5410439084277	200	2,44
5 x 40	07985,05040 Z	5410439084291	200	2,64
5 x 45	07985,05045 Z	5410439084307	200	2,84
5 x 50	07985,05050 Z	5410439084321	200	3,12
5 x 60	07985,05060 Z	5410439305761	200	3,68
6 x 10	07985,06010 Z	5410439084369	200	1,92
6 x 12	07985,06012 Z	5410439084383	200	2,08
6 x 16	07985,06016 Z	5410439084406	200	2,24
6 x 20	07985,06020 Z	5410439084420	200	2,60
6 x 25	07985,06025 Z	5410439084444	200	2,92
6 x 30	07985,06030 Z	5410439084468	200	3,36
6 x 35	07985,06035 Z	5410439084482	200	3,68

Z
zinc pl.

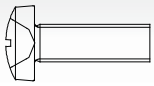

material : Steel 4.8	**materiaal :** Staal 4.8	**matière :** Acier 4.8	**Werkstoff :** Stahl 4.8
type : phillips recess	**type :** phillips indruk	**type :** empreinte phillips	**Typ :** Kreuzschlitz H
surface : zinc plated	**oppervlak :** verzinkt	**surface :** zingué	**Oberfläche :** verzinkt

M x l	art code	EAN	BOX	KG/ BOX
6 x 40	07985,06040 Z	5410439084505	200	4,00
6 x 45	07985,06045 Z	5410439158428	200	4,36
6 x 50	07985,06050 Z	5410439084529	200	5,32
6 x 60	07985,06060 Z	5410439084543	200	5,28
6 x 80	07985,06080 Z	5410439084550	200	6,64
8 x 16	07985,08016 Z	5410439158435	200	4,84
8 x 20	07985,08020 Z	5410439158442	200	5,24

M x l	art code	EAN	BOX	KG/ BOX
8 x 25	07985,08025 Z	5410439125062	200	6,00
8 x 30	07985,08030 Z	5410439125079	200	6,52
8 x 35	07985,08035 Z	5410439125086	200	7,24
8 x 40	07985,08040 Z	5410439125093	200	7,76
8 x 50	07985,08050 Z	5410439125109	200	9,04
8 x 60	07985,08060 Z	5410439125116	200	10,44

Din 7985 (07/1986) *

EN 7045 (09/1996) **

RAISED CHEESE HEAD SCREW CROSS RECESSED

METAALSCHROEF BOLKOP MET KRUISINDRUK

VIS A METAUX TÊTE CYL.BOMBÉE, CRUCIFORME

LINSENSCHRAUBE MIT KREUZSCHLITZ

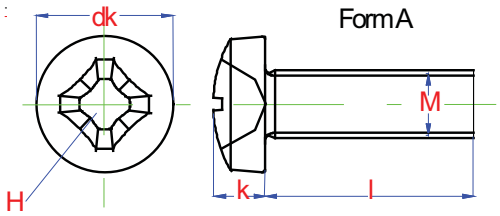

A2 inox

C

material : Stainless steel A2	**materiaal :** Inox A2	**matière :** Inox A2	**Werkstoff :** Edelstahl A2
type : Phillips recess	**type :** Phillips indruk	**type :** empreinte Phillips	**Typ :** Phillips Schlitz
surface : plain	**oppervlak :** blank	**surface :** brut	**Oberfläche :** roh

Technical properties / Technische gegevens / Données techniques / Technische Daten

M	dk max.	k nom.	H
M 3	6	2.4	NR 1
M 4	8	3.1	NR 2
M 5	10	3.8	NR 2
M 6	12	4.6	NR 3

* Cancelled since 09/1996 ** Nearly identical
* Vervallen vanaf 09/1996 ** Verregaand uitwisselbaar
* Retiré à partir de 09/1996 ** Presque identique
* Veraltet ab 09/1996 ** Weitgehend austauschbar

M x l	art code	EAN	BOX	KG/ BOX
3 x 6	07985,03006 A2	5410439083775	200	0,28
3 x 8	07985,03008 A2	5410439083799	200	0,32
3 x 10	07985,03010 A2	5410439083812	200	0,36
3 x 12	07985,03012 A2	5410439083836	200	0,40
3 x 16	07985,03016 A2	5410439083850	200	0,48
3 x 20	07985,03020 A2	5410439083874	200	0,52
3 x 25	07985,03025 A2	5410439083898	200	0,64
3 x 30	07985,03030 A2	5410439083911	200	0,72
3 x 35	07985,03035 A2	5410439140959	200	0,84
3 x 40	07985,03040 A2	5410439144100	200	0,92
4 x 6	07985,04006 A2	5410439083935	200	0,56
4 x 8	07985,04008 A2	5410439083959	200	0,64
4 x 10	07985,04010 A2	5410439083973	200	0,72
4 x 12	07985,04012 A2	5410439083997	200	0,76
4 x 16	07985,04016 A2	5410439084017	200	0,88
4 x 20	07985,04020 A2	5410439084031	200	1,00
4 x 25	07985,04025 A2	5410439084055	200	1,16
4 x 30	07985,04030 A2	5410439084079	200	1,32
4 x 35	07985,04035 A2	5410439128131	200	1,44
4 x 40	07985,04040 A2	5410439100724	200	1,64
4 x 45	07985,04045 A2	5410439141857	200	1,76
4 x 50	07985,04050 A2	5410439140041	200	1,88
5 x 6	07985,05006 A2	5410439084116	200	1,04
5 x 8	07985,05008 A2	5410439084123	200	1,12

M x l	art code	EAN	BOX	KG/ BOX
5 x 10	07985,05010 A2	5410439084147	200	1,24
5 x 12	07985,05012 A2	5410439084161	200	1,32
5 x 16	07985,05016 A2	5410439084185	200	1,52
5 x 20	07985,05020 A2	5410439084208	200	1,68
5 x 25	07985,05025 A2	5410439084222	200	1,96
5 x 30	07985,05030 A2	5410439084246	200	2,28
5 x 35	07985,05035 A2	5410439084260	200	2,48
5 x 40	07985,05040 A2	5410439084284	200	2,72
5 x 45	07985,05045 A2	5410439173445	200	2,92
5 x 50	07985,05050 A2	5410439084314	200	3,20
5 x 60	07985,05060 A2	5410439084338	200	3,68
5 x 70	07985,05070 A2	5410439134361	200	4,20
5 x 80	07985,05080 A2	5410439141864	200	4,64
6 x 8	07985,06008 A2	5410439084345	200	1,88
6 x 10	07985,06010 A2	5410439084352	200	1,96
6 x 12	07985,06012 A2	5410439084376	200	2,12
6 x 16	07985,06016 A2	5410439084390	200	2,32
6 x 20	07985,06020 A2	5410439084413	200	2,56
6 x 25	07985,06025 A2	5410439084437	200	3,08
6 x 30	07985,06030 A2	5410439084451	200	3,36
6 x 35	07985,06035 A2	5410439084475	200	3,64
6 x 40	07985,06040 A2	5410439084499	200	4,04
6 x 45	07985,06045 A2	5410439173452	200	4,36
6 x 50	07985,06050 A2	5410439084512	200	4,72

A2 inox

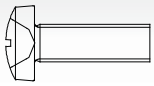

material : Stainless steel A2	**materiaal :** Inox A2	**matière :** Inox A2	**Werkstoff :** Edelstahl A2
type : Phillips recess	**type :** Phillips indruk	**type :** empreinte Phillips	**Typ :** Phillips Schlitz
surface : plain	**oppervlak :** blank	**surface :** brut	**Oberfläche :** roh

M x l	art code	EAN	BOX	KG/ BOX
6 x 60	07985,06060 A2	5410439084536	200	5,40
6 x 70	07985,06070 A2	5410439100731	200	6,12

M x l	art code	EAN	BOX	KG/ BOX
6 x 80	07985,06080 A2	5410439139519	200	6,76

C

DOME SCREW WITH COMBI SLOT

MEUBELTREKKERSVIJS FLENSKOP MET KOMBI-INDRUK

VIS POUR POIGNEE MEUBLE FENTE COMBINÉE

MÖBELGRIFFSCHRAUBE MIT KOMBI-KREUZSCHLITZ Z

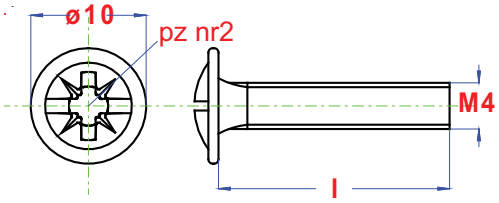

Z
zinc pl.

material : Steel	**materiaal :** Staal	**matière :** Acier	**Werkstoff :** Stahl
type : dome head (slotted-poz.)	**type :** flenskop (gleuf-poz.)	**type :** embase (fendue-poz.)	**Typ :** Flanschkopf (Schlitz-poz.)
surface : zinc plated	**oppervlak :** verzinkt	**surface :** zingué	**Oberfläche :** verzinkt

C

Technical properties / Technische gegevens / Données techniques / Technische Daten

M x l	art code	EAN	BOX	KG/ BOX
4 x 10	00MTV,04010 Z	5410439145930	1000	14,00
4 x 12	00MTV,04012 Z	5410439205184	1000	16,00
4 x 16	00MTV,04016 Z	5410439145947	1000	19,00
4 x 20	00MTV,04020 Z	5410439216371	1000	21,00
4 x 22	00MTV,04022 Z	5410439206426	1000	23,00
4 x 24	00MTV,04024 Z	5410439206433	1000	24,00
4 x 25	00MTV,04025 Z	5410439145954	1000	25,00

M x l	art code	EAN	BOX	KG/ BOX
4 x 28	00MTV,04028 Z	5410439208895	1000	27,00
4 x 30	00MTV,04030 Z	5410439145961	1000	29,00
4 x 35	00MTV,04035 Z	5410439235006	1000	33,00
4 x 40	00MTV,04040 Z	5410439145978	1000	38,00
4 x 45	00MTV,04045 Z	5410439214735	1000	41,00
4 x 50	00MTV,04050 Z	5410439145985	500	11,25

D SCREWS W. VARIOUS HEAD FORMS

DIVERSE KOPVORMEN - VIS A TETES DIFFERENTES - VERSCHIEDENE KOPFE

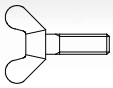	**Din 316 (06/1983)**	WING SCREW MALLEABLE CASTING VLEUGELSCHROEF VIS A AILETTES FLUGELSCHRAUBE	p. 160
	**pgb - MSD**	SQUARE HOOKS metric thread SCHROEFDUIM metrische draad GOND A VIS filet métrique GERADE SCHRAUBHAKEN metrisches Gewinde	p. 163
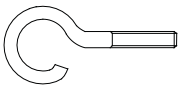	**pgb - MSH**	CUP HOOKS metric thread SCHROEFHAAK metrische draad CROCHET D'ARMOIRES filet métrique GEBOGENE SCHRAUBHAKEN metrisches Gewinde	p. 164
	Din 580(08-2003)C15E Din 580(03-1972)C15	LIFTING EYE BOLT OOGBOUT VIS A ANNEAU RINGSCHRAUBE	p. 166
	Din 582(08-2003)C15E Din 582(04-1971)C15	LIFTING EYE NUT RINGMOER ECROU A ANNEAU RINGMUTTER	p. 168
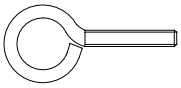	**pgb - MSO**	SCREW EYE metric thread SCHROEFOOG metrische draad PITON FERME filet métrique RINGSCHRAUBE metrische Gewinde	p. 170
	pgb - G0760	WIRE STRAINER with nut DRAADSPANNER met moer TENDEUR avec écrou DRAHTSPANNER mit Mutter	p. 172
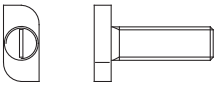	**pgb - HKBT**	HAMMER HEAD SCREW trapezoid HAMERKOPBOUT trapezium vorm VIS TETE MARTEAU trapézoïdal HAMMERKOPFSCHRAUBE Trapezium Form	p. 173
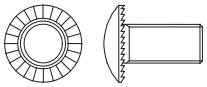	**pgb - GB**	TRUSS HEAD BOLT with serration GEKARTELDE BOUT met bolle kop VIS BOMBEE à embase crantée FLACHRUNDKOPFSCHRAUBE Sperrverzahnung	p. 174

Din 316 (06/1983)

WING SCREW MALLEABLE CASTING

VLEUGELSCHROEF

VIS A AILETTES

FLUGELSCHRAUBE

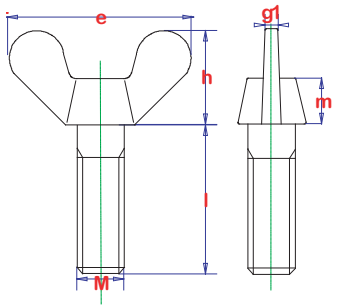

Z
zinc pl.

material : Cast steel	**materiaal :** Gietstaal	**matière :** Fonte	**Werkstoff :** Temperguss
type : standard	**type :** Standaard	**type :** standard	**Typ :** normalmass
surface : zinc plated	**oppervlak :** verzinkt	**surface :** zingué	**Oberfläche :** verzinkt

D

Technical properties / Technische gegevens / Données techniques / Technische Daten

M	e max.	g1 max.	h max.	m max.
M 4	20	2.3	10.5	4.6
M 5	26	2.8	13	6.5
M 6	33	3.3	17	8
M 8	39	4.4	20	10
M 10	51	5.4	25	12
M 12	65	6.4	33.5	14

M x l	art code	EAN	BOX	KG/ BOX
4 x 10	00316,04010 Z	5410439113489	200	1,24
4 x 12	00316,04012 Z	5410439113496	200	1,32
4 x 16	00316,04016 Z	5410439005999	200	1,40
4 x 20	00316,04020 Z	5410439113502	200	2,20
4 x 25	00316,04025 Z	5410439113519	200	1,64
4 x 30	00316,04030 Z	5410439113526	200	1,84
4 x 35	00316,04035 Z	5410439113533	200	1,92
4 x 40	00316,04040 Z	5410439113540	200	1,12
5 x 10	00316,05010 Z	5410439028301	200	2,48
5 x 12	00316,05012 Z	5410439028318	200	2,52
5 x 16	00316,05016 Z	5410439028332	200	2,76
5 x 20	00316,05020 Z	5410439028356	200	2,76
5 x 25	00316,05025 Z	5410439028370	200	3,16
5 x 30	00316,05030 Z	5410439028394	100	0,86
5 x 40	00316,05040 Z	5410439028417	100	1,00
6 x 10	00316,06010 Z	5410439028424	200	4,24
6 x 12	00316,06012 Z	5410439028431	100	1,03
6 x 16	00316,06016 Z	5410439028462	100	1,19
6 x 20	00316,06020 Z	5410439028486	100	1,26
6 x 25	00316,06025 Z	5410439028509	100	1,34
6 x 30	00316,06030 Z	5410439028523	100	1,42
6 x 35	00316,06035 Z	5410439028547	100	1,56

M x l	art code	EAN	BOX	KG/ BOX
6 x 40	00316,06040 Z	5410439028561	100	1,60
6 x 50	00316,06050 Z	5410439028578	100	1,80
8 x 10	00316,08010 Z	5410439028585	100	1,74
8 x 12	00316,08012 Z	5410439028592	100	1,79
8 x 16	00316,08016 Z	5410439028608	100	1,89
8 x 20	00316,08020 Z	5410439028622	100	2,02
8 x 25	00316,08025 Z	5410439028646	100	2,18
8 x 30	00316,08030 Z	5410439028660	100	2,33
8 x 35	00316,08035 Z	5410439028684	100	2,52
8 x 40	00316,08040 Z	5410439028707	50	0,68
8 x 50	00316,08050 Z	5410439028714	50	0,74
8 x 60	00316,08060 Z	5410439028721	50	0,83
10 x 16	00316,10016 Z	5410439028738	50	0,98
10 x 20	00316,10020 Z	5410439028745	50	1,03
10 x 25	00316,10025 Z	5410439028769	50	1,09
10 x 30	00316,10030 Z	5410439028776	50	1,15
10 x 35	00316,10035 Z	5410439028783	50	1,21
10 x 40	00316,10040 Z	5410439028790	50	1,28
10 x 50	00316,10050 Z	5410439028806	20	0,23
10 x 60	00316,10060 Z	5410439028813	20	0,26
12 x 16	00316,12016 Z	5410439028820	20	0,29
12 x 20	00316,12020 Z	5410439028837	20	0,30

Z
zinc pl.

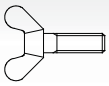

material : Cast steel	**materiaal :** Gietstaal	**matière :** Fonte	**Werkstoff :** Temperguss
type : standard	**type :** Standaard	**type :** standard	**Typ :** normalmass
surface : zinc plated	**oppervlak :** verzinkt	**surface :** zingué	**Oberfläche :** verzinkt

M x l	art code	EAN	BOX	KG/ BOX
12 x 25	00316,12025 Z	5410439028844	20	0,31
12 x 30	00316,12030 Z	5410439028851	20	0,33
12 x 35	00316,12035 Z	5410439028868	20	0,34

M x l	art code	EAN	BOX	KG/ BOX
12 x 40	00316,12040 Z	5410439028875	20	0,35
12 x 50	00316,12050 Z	5410439028882	20	0,38
12 x 60	00316,12060 Z	5410439028899	20	0,42

D

Din 316 (06/1983)

WING SCREW MALLEABLE CASTING

VLEUGELSCHROEF

VIS A AILETTES

FLUGELSCHRAUBE

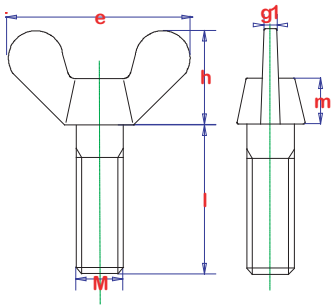

A2 inox

material : Stainless steel A2	**materiaal :** Inox A2	**matière :** Inox A2	**Werkstoff :** Edelstahl A2
type : American type	**type :** Amerikaanse vorm	**type :** forme Américaine	**Typ :** Amerikanischer Form
surface : plain	**oppervlak :** blank	**surface :** brut	**Oberfläche :** roh

D

Technical properties / Technische gegevens / Données techniques / Technische Daten

M	e max.	g1 max.	h max.	m max.
M 4	20	2.3	10.5	4.6
M 5	26	2.8	13	6.5
M 6	33	3.3	17	8
M 8	39	4.4	20	10

M x l	art code	EAN	BOX	KG/ BOX
4 x 10	00316,04010 A2	5410439028257	100	0,30
4 x 16	00316,04016 A2	5410439028264	100	0,35
4 x 20	00316,04020 A2	5410439028271	100	0,38
4 x 25	00316,04025 A2	5410439436014	100	0,41
4 x 30	00316,04030 A2	5410439028295	100	0,44
5 x 10	00316,05010 A2	5410439134668	100	0,57
5 x 16	00316,05016 A2	5410439028325	100	0,65
5 x 20	00316,05020 A2	5410439028349	100	0,68
5 x 25	00316,05025 A2	5410439028363	100	0,75
5 x 30	00316,05030 A2	5410439028387	100	0,81
6 x 16	00316,06016 A2	5410439028448	100	1,07

M x l	art code	EAN	BOX	KG/ BOX
6 x 20	00316,06020 A2	5410439028479	100	1,32
6 x 25	00316,06025 A2	5410439028493	100	1,20
6 x 30	00316,06030 A2	5410439028516	100	1,28
6 x 35	00316,06035 A2	5410439028530	100	1,56
6 x 40	00316,06040 A2	5410439028554	100	1,65
8 x 16	00316,08016 A2	5410439134200	100	1,79
8 x 20	00316,08020 A2	5410439028615	100	1,68
8 x 25	00316,08025 A2	5410439028639	100	2,84
8 x 30	00316,08030 A2	5410439028653	100	2,15
8 x 35	00316,08035 A2	5410439028677	100	3,16
8 x 40	00316,08040 A2	5410439028691	50	0,63

SQUARE HOOKS METRIC THREAD

SCHROEFDUIM METRISCHE DRAAD

GOND A VIS FILET MÉTRIQUE

GERADE SCHRAUBHAKEN METRISCHES GEWINDE

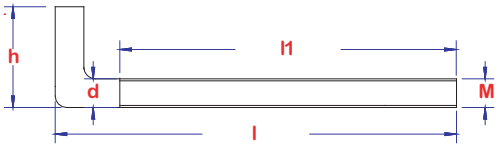

Z
zinc pl.

material : Steel **type :** **surface :** zinc plated	**materiaal :** Staal **type :** **oppervlak :** verzinkt	**matière :** Acier **type :** **surface :** zingué	**Werkstoff :** Stahl **Typ :** **Oberfläche :** verzinkt

Technical properties / Technische gegevens / Données techniques / Technische Daten

M	d	h	l1
M 4	3,45	12	30
M 5	4,4	15	33
M 6	5,25	17	45
M 8	7,05	25	45

M x l	art code	EAN	BOX	KG/ BOX
4 x 40	00MSD,04040 Z	5410439092869	100	0,37
5 x 50	00MSD,05050 Z	5410439092876	100	0,77

M x l	art code	EAN	BOX	KG/ BOX
6 x 60	00MSD,06060 Z	5410439092883	100	1,27
8 x 60	00MSD,08060 Z	5410439092890	100	2,34

D

CUP HOOKS METRIC THREAD

SCHROEFHAAK METRISCHE DRAAD

CROCHET D'ARMOIRES FILET MÉTRIQUE

GEBOGENE SCHRAUBHAKEN METRISCHES GEWINDE

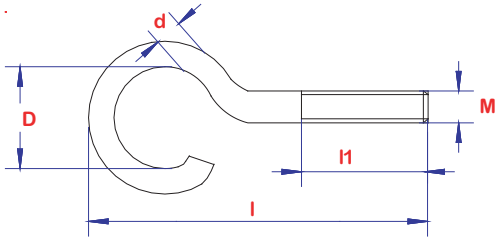

Z
zinc pl.

material : Steel	**materiaal :** Staal	**matière :** Acier	**Werkstoff :** Stahl
type : standard	**type :** standaard	**type :** standard	**Typ :** normalmass
surface : zinc plated	**oppervlak :** verzinkt	**surface :** zingué	**Oberfläche :** verzinkt

Technical properties / Technische gegevens / Données techniques / Technische Daten

M	d	l1	D
M 4	3,45	20	12
M 5	4,40	25	15
M 6	5,25	30	16
M 8	7,05		16

M x l	art code	EAN	BOX	KG/ BOX
4 x 50	00MSH,04050 Z	5410439092906	100	0,55
5 x 50	00MSH,05050 Z	5410439092913	100	0,92

M x l	art code	EAN	BOX	KG/ BOX
6 x 60	00MSH,06060 Z	5410439092920	100	1,49
8 x 60	00MSH,08060 Z	5410439092937	100	2,72

CUP HOOKS METRIC THREAD

SCHROEFHAAK METRISCHE DRAAD

CROCHET D'ARMOIRES FILET MÉTRIQUE

GEBOGENE SCHRAUBHAKEN METRISCHES GEWINDE

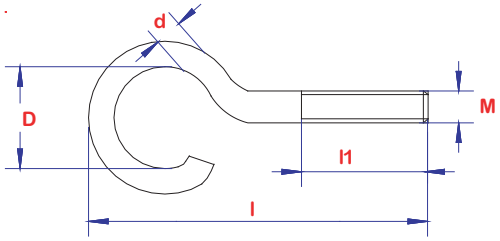

A2 inox

material : Stainless Steel A2	**materiaal :** Inox A2	**matière :** Inox A2	**Werkstoff :** Edelstahl A2
type : standard	**type :** standaard	**type :** standard	**Typ :** normalmass
surface : plain	**oppervlak :** blank	**surface :** brut	**Oberfläche :** roh

Technical properties / Technische gegevens / Données techniques / Technische Daten

M	d	l1	D
M 6	5,25	30	16

M x l	art code	EAN	BOX	KG/ BOX
6 x 50	00MSH,06050 A2	5410439303408	100	1,38

D

Din 580(08-2003)C15E

Din 580(03-1972)C15

LIFTING EYE BOLT

OOGBOUT

VIS A ANNEAU

RINGSCHRAUBE

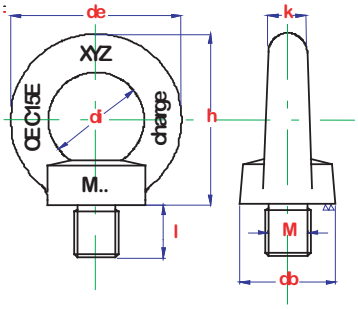

S
steel

material : Steel C15	**materiaal :** Staal C15	**matière :** Acier C15	**Werkstoff :** Stahl C15
type : standard	**type :** standaard	**type :** standard	**Typ :** normalmass
surface : plain	**oppervlak :** blank	**surface :** brut	**Oberfläche :** roh

D

Technical properties / Technische gegevens /
Données techniques / Technische Daten

M x	art code	EAN	BOX	KG/ BOX	db max.	de nom.	di nom.	h nom.	k env.	l max.	weight
6 x	00580,06 S	5410439034449	100	5,03	17	28	16	31	6	13	0.05
8 x	00580,08 S	5410439034463	50	1,30	20	36	20	36	8	13	0.06
10 x	00580,10 S	5410439034487	50	2,90	25	45	25	45	10	17	0.11
12 x	00580,12 S	5410439034500	25	1,13	30	54	30	53	12	20.5	0.18
16 x	00580,16 S	5410439034524	25	1,75	35	63	35	62	14	27	0.28
20 x	00580,20 S	5410439034548	10	0,46	40	72	40	71	16	30	0.45
24 x	00580,24 S	5410439034579	10	0,85	50	90	50	90	20	36	0.74

Z
zinc pl.

material : Steel C15	**materiaal :** Staal C15	**matière :** Acier C15	**Werkstoff :** Stahl C15
type : standard	**type :** standaard	**type :** standard	**Typ :** normalmass
surface : zinc plated	**oppervlak :** verzinkt	**surface :** zingué	**Oberfläche :** verzinkt

Technical properties / Technische gegevens /
Données techniques / Technische Daten

M x	art code	EAN	BOX	KG/ BOX	db max.	de nom.	di nom.	h nom.	k env.	l max.	weight
6 x	00580,06 Z	5410439113823	50	1,27	17	28	16	31	6	13	0.05
8 x	00580,08 Z	5410439113830	50	1,34	20	36	20	36	8	13	0.06
10 x	00580,10 Z	5410439113847	50	2,70	25	45	25	45	10	17	0.11
12 x	00580,12 Z	5410439113854	25	1,13	30	54	30	53	12	20.5	0.18
14 x	00580,14 Z	5410439123969	25	1,23	35	63	35	62	14	27	0.28
16 x	00580,16 Z	5410439113861	25	1,80	35	63	35	62	14	27	0.28
18 x	00580,18 Z	5410439123976	10	0,37	40	72	40	71	16	30	0.45
20 x	00580,20 Z	5410439113878	10	0,46	40	72	40	71	16	30	0.45
22 x	00580,22 Z	5410439166003	10	0,60	45	81	45	80.5	18	35	0.67
24 x	00580,24 Z	5410439113885	10	0,85	50	90	50	90	20	36	0.74
27 x	00580,27 Z	5410439113892	10	1,20	50	90	50	90	20	38	0.88
30 x	00580,30 Z	5410439113908	10	1,66	65	108	60	109	24	45	1.66
36 x	00580,36 Z	5410439123983	3	0,24	75	126	70	128	28	54	2.65

A2 inox

material : Stainless steel A2	**materiaal :** Inox A2	**matière :** Inox A2	**Werkstoff :** Edelstahl A2
type : standard	**type :** standaard	**type :** standard	**Typ :** normalmass
surface : plain	**oppervlak :** blank	**surface :** brut	**Oberfläche :** roh

Technical properties / Technische gegevens /
Données techniques / Technische Daten

M x	art code	EAN	BOX	KG/ BOX	db max.	de nom.	di nom.	h nom.	k env.	l max.	weight
8 x	00580,08 A2	5410439034456	25	0,30	20	36	20	36	8	13	0.06
10 x	00580,10 A2	5410439034470	25	0,69	25	45	25	45	10	17	0.11
12 x	00580,12 A2	5410439034494	10	0,18	30	54	30	53	12	20.5	0.18
16 x	00580,16 A2	5410439034517	10	0,28	35	63	35	62	14	27	0.28
20 x	00580,20 A2	5410439034531	10	0,45	40	72	40	71	16	30	0.45

D

Din 582(08-2003)C15E

Din 582(04-1971)C15

LIFTING EYE NUT

RINGMOER

ECROU A ANNEAU

RINGMUTTER

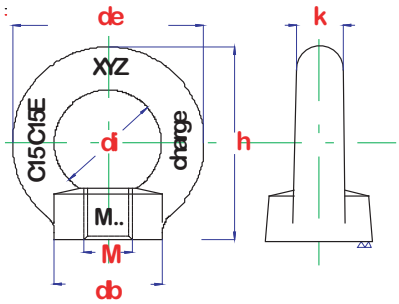

material : Steel C15	**materiaal :** Staal C15	**matière :** Acier C15	**Werkstoff :** Stahl C15
type : standard	**type :** standaard	**type :** standard	**Typ :** normalmass
surface : plain	**oppervlak :** blank	**surface :** brut	**Oberfläche :** roh

D

Technical properties / Technische gegevens /
Données techniques / Technische Daten

M x	art code	EAN	BOX	KG/ BOX	db nom.	de nom.	di nom.	h nom.	k env.	weight
6 x	00582,06 S	5410439107433	100	4,98	17	28	16	31	6	0.05
8 x	00582,08 S	5410439034647	50	1,26	20	36	20	36	8	0.05
10 x	00582,10 S	5410439034661	50	2,48	25	45	25	45	10	0.09
12 x	00582,12 S	5410439034685	25	1,06	30	54	30	53	12	0.16
14 x	00582,14 S	5410439034692	25	1,25	35	28	35	62	14	0.24
16 x	00582,16 S	5410439034715	25	1,50	35	63	35	62	14	0.24
20 x	00582,20 S	5410439034746	10	0,36	40	72	40	71	16	0.36
24 x	00582,24 S	5410439034760	10	0,72	50	90	50	90	20	0.72
27 x	00582,27 S	5410439107440	10	1,02	50	90	50	90	20	0.75
30 x	00582,30 S	5410439034777	10	1,32	65	108	60	109	24	1.32

material : Steel C15	**materiaal :** Staal C15	**matière :** Acier C15	**Werkstoff :** Stahl C15
type : standard	**type :** standaard	**type :** standard	**Typ :** normalmass
surface : zinc plated	**oppervlak :** verzinkt	**surface :** zingué	**Oberfläche :** verzinkt

Technical properties / Technische gegevens /
Données techniques / Technische Daten

M x	art code	EAN	BOX	KG/ BOX	db nom.	de nom.	di nom.	h nom.	k env.	weight
6 x	00582,06 Z	5410439113915	50	1,25	17	28	16	31	6	0.05
8 x	00582,08 Z	5410439105170	50	1,20	20	36	20	36	8	0.05
10 x	00582,10 Z	5410439113922	50	2,41	25	45	25	45	10	0.09
12 x	00582,12 Z	5410439101530	25	0,93	30	54	30	53	12	0.16
14 x	00582,14 Z	5410439174480	25	1,07	35	28	35	62	14	0.24
16 x	00582,16 Z	5410439113939	25	1,50	35	63	35	62	14	0.24
20 x	00582,20 Z	5410439113953	10	0,36	40	72	40	71	16	0.36
24 x	00582,24 Z	5410439113960	10	0,76	50	90	50	90	20	0.72

A2 inox

material : Stainless steel A2	**materiaal :** Inox A2	**matière :** Inox A2	**Werkstoff :** Edelstahl A2
type : standard	**type :** standaard	**type :** standard	**Typ :** normalmass
surface : plain	**oppervlak :** blank	**surface :** brut	**Oberfläche :** roh

Technical properties / Technische gegevens /
Données techniques / Technische Daten

M x	art code	EAN	BOX	KG/ BOX	db nom.	de nom.	di nom.	h nom.	k env.	weight
8 x	00582,08 A2	5410439034630	50	1,15	20	36	20	36	8	0.05
10 x	00582,10 A2	5410439034654	25	0,47	25	45	25	45	10	0.09
12 x	00582,12 A2	5410439034678	25	0,82	30	54	30	53	12	0.16
16 x	00582,16 A2	5410439402422	25	1,40	35	63	35	62	14	0.24
20 x	00582,20 A2	5410439034739	10	0,36	40	72	40	71	16	0.36

D

SCREW EYE METRIC THREAD

SCHROEFOOG METRISCHE DRAAD

PITON FERME FILET MÉTRIQUE

RINGSCHRAUBE METRISCHE GEWINDE

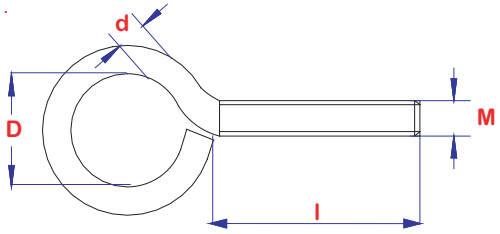

Z
zinc pl.

material : Steel	**materiaal :** Staal	**matière :** Acier	**Werkstoff :** Stahl
type : standard	**type :** standaard	**type :** standard	**Typ :** normalmass
surface : zinc plated	**oppervlak :** verzinkt	**surface :** zingué	**Oberfläche :** verzinkt

D

Technical properties / Technische gegevens / Données techniques / Technische Daten

M	d	D
M 3	2,65	5
M 4	3,45	6
M 5	4,40	8
M 6	5,25	10
M 8	7,05	12
M 10	8,85	15
M 12	10,70	22

M x l	art code	EAN	BOX	KG/ BOX
3 x 10	00MSO,03010 Z	5410439092951	100	0,17
3 x 20	00MSO,03020 Z	5410439092968	100	0,19
4 x 15	00MSO,04015 Z	5410439092975	100	0,33
4 x 20	00MSO,04020 Z	5410439092982	100	0,37
4 x 25	00MSO,04025 Z	5410439092999	100	0,41
4 x 30	00MSO,04030 Z	5410439093002	100	0,44
4 x 40	00MSO,04040 Z	5410439093019	100	0,52
5 x 15	00MSO,05015 Z	5410439093026	100	0,63
5 x 20	00MSO,05020 Z	5410439093033	100	0,69
5 x 25	00MSO,05025 Z	5410439093040	100	0,80
5 x 30	00MSO,05030 Z	5410439093057	100	0,81
5 x 40	00MSO,05040 Z	5410439093064	100	0,93
5 x 50	00MSO,05050 Z	5410439007658	100	1,00
5 x 60	00MSO,05060 Z	5410439007665	100	1,19
6 x 20	00MSO,06020 Z	5410439007672	100	1,15
6 x 25	00MSO,06025 Z	5410439007689	100	1,27
6 x 30	00MSO,06030 Z	5410439007696	100	1,30
6 x 40	00MSO,06040 Z	5410439007702	100	1,47

M x l	art code	EAN	BOX	KG/ BOX
6 x 50	00MSO,06050 Z	5410439007719	100	1,65
6 x 60	00MSO,06060 Z	5410439007726	100	1,86
6 x 80	00MSO,06080 Z	5410439007733	100	2,11
6 x 100	00MSO,06100 Z	5410439007740	100	2,48
8 x 20	00MSO,08020 Z	5410439007757	100	2,36
8 x 30	00MSO,08030 Z	5410439007764	100	2,78
8 x 40	00MSO,08040 Z	5410439007771	100	2,96
8 x 50	00MSO,08050 Z	5410439007788	100	3,25
8 x 60	00MSO,08060 Z	5410439007795	100	3,62
8 x 80	00MSO,08080 Z	5410439007801	50	1,07
8 x 100	00MSO,08100 Z	5410439007825	50	1,21
10 x 40	00MSO,10040 Z	5410439007832	50	1,33
10 x 50	00MSO,10050 Z	5410439007849	50	1,52
10 x 60	00MSO,10060 Z	5410439007856	50	1,58
10 x 80	00MSO,10080 Z	5410439007863	50	1,82
10 x 90	00MSO,10090 Z	5410439429979	50	1,94
10 x 100	00MSO,10100 Z	5410439007870	50	2,07
12 x 70	00MSO,12070 Z	5410439141277	50	3,12

SCREW EYE METRIC THREAD

SCHROEFOOG METRISCHE DRAAD

PITON FERME FILET MÉTRIQUE

RINGSCHRAUBE METRISCHE GEWINDE

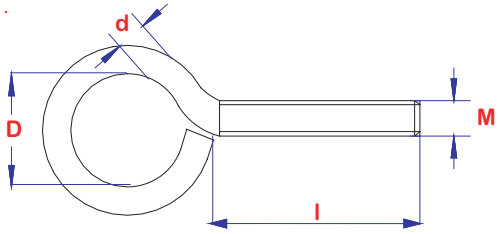

A2 inox

material : Stainless steel A2	**materiaal :** Inox A2	**matière :** Inox A2	**Werkstoff :** Edelstahl A2
type : standard	**type :** standaard	**type :** standard	**Typ :** normalmass
surface : plain	**oppervlak :** blank	**surface :** brut	**Oberfläche :** roh

Technical properties / Technische gegevens / Données techniques / Technische Daten

M	d	D
M 5	4,40	8
M 6	5,25	10
M 8	7,05	
M 10	8,85	15

M x l	art code	EAN	BOX	KG/ BOX
5 x 30	00MSO,05030 A2	5410439134538	100	0,86
5 x 50	00MSO,05050 A2	5410439104746	100	1,10
6 x 20	00MSO,06020 A2	5410439101653	100	1,15
6 x 30	00MSO,06030 A2	5410439101615	100	1,41
6 x 40	00MSO,06040 A2	5410439139403	100	1,58
6 x 50	00MSO,06050 A2	5410439141246	100	1,75

M x l	art code	EAN	BOX	KG/ BOX
6 x 60	00MSO,06060 A2	5410439139410	100	1,92
8 x 50	00MSO,08050 A2	5410439137157	100	3,23
8 x 60	00MSO,08060 A2	5410439135177	100	3,49
8 x 80	00MSO,08080 A2	5410439139427	100	4,17
10 x 70	00MSO,10070 A2	5410439141253	50	1,79

WIRE STRAINER WITH NUT

DRAADSPANNER MET MOER

TENDEUR AVEC ÉCROU

DRAHTSPANNER MIT MUTTER

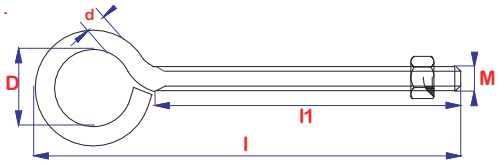

Z
zinc pl.

material : Steel	**materiaal :** Staal	**matière :** Acier	**Werkstoff :** Stahl
type : standard	**type :** standaard	**type :** standard	**Typ :** normalmass
surface : zinc plated	**oppervlak :** verzinkt	**surface :** zingué	**Oberfläche :** verzinkt

D

Technical properties / Technische gegevens /
Données techniques / Technische Daten

M x	art code	EAN	BOX	KG/ BOX	l	l1	D
8 x 225	G0760,08225 Z	5410439090247	50	2,12	225	190	10
10 x 225	G0760,10225 Z	5410439090254	25	0,86	225	190	10

HAMMER HEAD SCREW TRAPEZOID

HAMERKOPBOUT TRAPEZIUM VORM

VIS TETE MARTEAU TRAPÉZOÏDAL

HAMMERKOPFSCHRAUBE TRAPEZIUM FORM

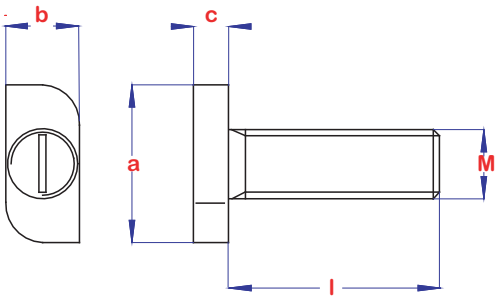

A2 inox

material : Stainless steel A2	**materiaal :** Inox A2	**matière :** Inox A2	**Werkstoff :** Edelstahl A2
type : type 28/15	**type :** voor rail 28/15	**type :** rail 28/15	**Typ :** Typ 28/15
surface : plain	**oppervlak :** blank	**surface :** brut	**Oberfläche :** roh

Technical properties / Technische gegevens /
Données techniques / Technische Daten

M x l	art code	EAN	BOX	KG/ BOX	a	b	c	Rail
8 x 20	H2815,08020 A2	5410439344852	100	1,35	22,5	10	4	28/15
8 x 25	H2815,08025 A2	5410439344869	100	1,54	22,5	10	4	28/15
8 x 30	H2815,08030 A2	5410439344876	100	1,70	22,5	10	4	28/15
8 x 40	H2815,08040 A2	5410439344883	100	2,05	22,5	10	4	28/15
8 x 45	H2815,08045 A2	5410439344890	100	2,13	22,5	10	4	28/15
8 x 50	H2815,08050 A2	5410439344906	100	2,36	22,5	10	4	28/15
8 x 53	H2815,08053 A2	5410439344913	100	0,00	22,5	10	4	28/15
8 x 60	H2815,08060 A2	5410439344920	100	2,56	22,5	10	4	28/15
8 x 70	H2815,08070 A2	5410439344937	100	0,00	22,5	10	4	28/15

TRUSS HEAD BOLT WITH SERRATION

GEKARTELDE BOUT MET BOLLE KOP

VIS BOMBEE À EMBASE CRANTÉE

FLACHRUNDKOPFSCHRAUBE SPERRVERZAHNUNG

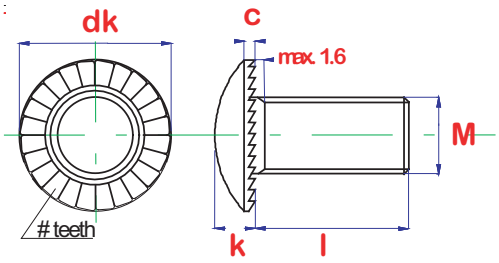

Z
zinc pl.

material : Steel 8.8	**materiaal :** Staal 8.8	**matière :** Acier 8.8	**Werkstoff :** Stahl 8.8
type : truss head	**type :** bolle kop	**type :** tête bombée	**Typ :** Flachrundkopf
surface : zinc plated	**oppervlak :** verzinkt	**surface :** zingué	**Oberfläche :** verzinkt

Technical properties / Technische gegevens / Données techniques / Technische Daten

d	c ref	dk	k	teeth
d 6	1	14	3	24

D

d x l	art code	EAN	BOX	KG/ BOX
6 x 10	000GB,06010 Z	5410439307697	200	1,64
6 x 16	000GB,06016 Z	5410439139953	200	2,00

d x l	art code	EAN	BOX	KG/ BOX
6 x 20	000GB,06020 Z	5410439156646	200	2,44

TRUSS HEAD BOLT WITH SERRATION

GEKARTELDE BOUT MET BOLLE KOP

VIS BOMBEE À EMBASE CRANTÉE

FLACHRUNDKOPFSCHRAUBE SPERRVERZAHNUNG

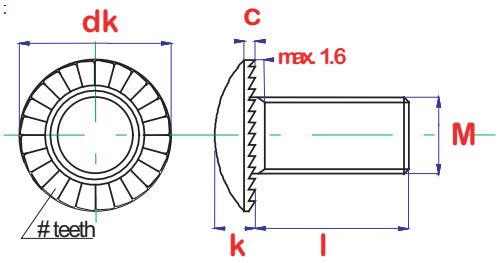

A2 inox

material : Stainless steel A2	**materiaal :** Inox A2	**matière :** Inox A2	**Werkstoff :** Edelstahl A2
type : truss head	**type :** bolle kop	**type :** tête bombée	**Typ :** Flachrundkopf
surface : plain	**oppervlak :** blank	**surface :** brut	**Oberfläche :** roh

Technical properties / Technische gegevens / Données techniques / Technische Daten

d	c ref	dk	k	teeth	t min.	teeth
d 6	1	14	3	24	1,5	24

d x l	art code	EAN	BOX	KG/ BOX
6 x 10	000GB,06010 A2	5410439133951	250	1,88

E SCREWS WITHOUT HEAD

SCHROEVEN ZONDER KOP - VIS SANS TETE - SCHRAUBEN OHNE KOPF

	Din 976-1 (02/1995)* Grade A	THREADED ROD DRAADSTANG TIGE FILETEE GEWINDESTANGE	p. 179
	Din 976-1 (02/1995) Grade A	THREADED ROD DRAADEINDEN TIGE FILETEE GEWINDESTANGE	p. 184
	pgb - TR975	THREADED ROD trapeziod thread DRAADSTANG trapezium draad TIGE FILETEE filet trapézoidal GEWINDESTANGE Trapezium Gewinde	p. 185
	pgb - TRM	ROUND NUT trapezoïdal thread RONDE MOER trapezium draad ECROU CYLINDRIQUE filet trapézoïdal RUNDMUTTER Trapezgewinde	p. 186
	pgb - UB	U-BOWS U-BEUGELS ETRIER forme U RUNDSTAHLBUGEL	p. 187
	pgb - HS	SHACKLE BOW-TYPE commercial type HARPSLUITING MANILLE LYRE type standard SCHÄKEL GESCHWEIFTE FORM handelsüblich	p. 189
	pgb - DS	D-SHACKLE commercial type D - SLUITING handelsuitvoering MANILLE DROITE type standard SCHÄKEL GERADE handelsüblich	p. 190
	Din 689	LOAD HOOK LASTHAKEN CROCHET DE LEVEAGE OSENHAKEN	p. 191
	Din 741	WIRE ROPE CLIPS KABELKLEMMEN SERRE CABLE DRAHTSEILKLEMMEN	p. 192
	Din 65457 former Din 6899A	THIMBLE DRAADKOUSEN COSSE KAUSCHEN	p. 194
	Din 65457 former Din 6899A	THIMBLE FOR ROPE DRAADKOUSEN COSSE POUR CABLE KAUSCHEN	p.
	Din 5299	FIRE BRIGADE SNAP HOOKS KARABIJNHAKEN MOUSQUETONS KARABINERHAKEN	p. 196
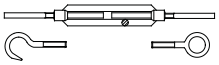	**Din 1480**	TURNBUCKLES SPANSCHROEVEN TENDEUR SPANNSCHLOSSER	p. 197
	Din 3017	HOSE CLAMP WORMSLANGKLEM COLLIER DE SERRAGE SCHLAUCHSCHELLEN	p. 202
	pgb - DK09B	HOSE CLAMPS retail/small packing WORMSLANGKLEMMEN retail/small packing COLLIERS DE SERRAGE SCHLAUGSCHELLEN	p. 206
	pgb - MSLKL Hose clamp	MINI HOSE CLAMP MINI SLANGKLEM COLLIER SE SERRAGE MINI MINI SCHLAUCHSCHELLE	p. 211
	pgb - ROBUS Hose clamp	ROBUST HOSE CLAMP ROBUST SLANGKLEM COLLIER DE SERRAGE ROBUST ROBUST SCHLAUCHSCHELLE	p. 212

	pgb - G1050	S-HOOKS open S-HAKEN open CROCHET-S ouvert S-HAKEN offen	p. 213
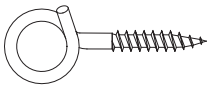	**pgb - G1150**	CURLED HOOK with wood thread KRULHAAK met houtdraad CROCHET BOUCLE avec filet à bois SPIRALHAKEN mit Holzgewinde	p. 214
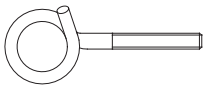	**pgb - G1160**	CURLED HOOK with metric thread KRULHAAK met metrische draad CROCHET BOUCLE avec filet métrique SPIRALHAKEN mit metrischem Gewinde	p. 215
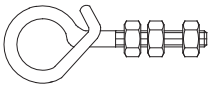	**pgb - G1180**	SAFETY SWING HOOK with 3 nuts VEILIGHEIDSSCHOMMELHAAK met 3 moeren CROCHET DE BALANCOIRE avec 3 écrous SCHAUKELHAKEN mit 3 Muttern	p. 216
	pgb - 000BK **Beam clamp**	BEAM CLAMP BALKKLEM CRAPAUD TRÄGERKLAMMER	p. 217
	pgb - LN001 **Steelwork fixings**	LINDAPTER steelwork fixing LINDAPTER staalconstructies LINDAPTER charpentes métalliques LINDAPTER Trägerklemmverbindung	p. 221
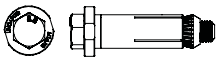	**pgb - LN002** **Cavity fixings**	LINDAPTER cavity fixing LINDAPTER holle ruimten LINDAPTER sections creuses LINDAPTER Hohlraumbefestigung	p. 256
	pgb - LN003 **Composite decking**	LINDAPTER composite decking LINDAPTER composiet plafonds LINDAPTER coffrage perdu en composite LINDAPTER Deckenabhängung	p. 265
	pgb - LN004 **Support fixings**	LINDAPTER support fixing LINDAPTER ondersteunende bevestigingen LINDAPTER suspentes LINDAPTER Abhängung	p. 273
	pgb - LN005 **Floor fixings**	LINDAPTER floor fixing LINDAPTER vloerbevestiging LINDAPTER pour plancher LINDAPTER Bodenbefestigung	p. 293

Din 976-1 (02/1995)*

Grade A

THREADED ROD

DRAADSTANG

TIGE FILETEE

GEWINDESTANGE

S
steel

material : Steel 4.8 - 5.8	**materiaal :** Staal 4.8 - 5.8	**matière :** Acier 4.8 - 5.8	**Werkstoff :** Stahl 4.8 - 5.8
type : standard	**type :** standaard	**type :** standard	**Typ :** normalmass
surface : plain	**oppervlak :** blank	**surface :** brut	**Oberfläche :** roh

* Din 975 is cancelled
* Din 975 is vervallen
* Din 975 est retiré
* Din 975 is veraltet

Technical properties / Technische gegevens / Données techniques / Technische Daten

M x l	art code	EAN	BOX	KG/ BOX
4 x 1000	00975,04 S	5410439089395	100	7,80
5 x 1000	00975,05 S	5410439068567	100	12,40
6 x 1000	00975,06 S	5410439068628	100	17,70
8 x 1000	00975,08 S	5410439068727	50	7,98
10 x 1000	00975,10 S	5410439068819	25	3,13
12 x 1000	00975,12 S	5410439068918	25	4,53
14 x 1000	00975,14 S	5410439069014	20	3,88
16 x 1000	00975,16 S	5410439069090	15	2,99
18 x 1000	00975,18 S	5410439069199	10	1,65
20 x 1000	00975,20 S	5410439069274	10	2,08
22 x 1000	00975,22 S	5410439069366	5	0,64
24 x 1000	00975,24 S	5410439069434	5	0,75
27 x 1000	00975,27 S	5410439069496	5	0,96
30 x 1000	00975,30 S	5410439069540	5	1,19
33 x 1000	00975,33 S	5410439069588	1	0,06
36 x 1000	00975,36 S	5410439069625	1	0,07
39 x 1000	00975,39 S	5410439069656	1	0,08
42 x 1000	00975,42 S	5410439069687	1	0,09
45 x 1000	00975,45 S	5410439069717	1	0,11
48 x 1000	00975,48 S	5410439069731	1	0,12

Z
zinc pl.

material : Steel 4.8 - 5.8	**materiaal :** Staal 4.8 - 5.8	**matière :** Acier 4.8 - 5.8	**Werkstoff :** Stahl 4.8 - 5.8
type : standard	**type :** standaard	**type :** standard	**Typ :** normalmass
surface : zinc plated	**oppervlak :** verzinkt	**surface :** zingué	**Oberfläche :** verzinkt

* Din 975 is cancelled
* Din 975 is vervallen
* Din 975 est retiré
* Din 975 is veraltet

Technical properties / Technische gegevens /
Données techniques / Technische Daten

M x l	art code	EAN	BOX	KG/ BOX
3 x 1000	00975,03 Z	5410439068475	100	4,40
4 x 1000	00975,04 Z	5410439068512	100	7,80
5 x 1000	00975,05 Z	5410439068574	100	12,40
6 x 1000	00975,06 Z	5410439068642	100	17,70
7 x 1000	00975,07 Z	5410439068673	100	24,80
8 x 1000	00975,08 Z	5410439068734	50	7,98
10 x 1000	00975,10 Z	5410439068833	25	3,13
12 x 1000	00975,12 Z	5410439068932	25	4,53
14 x 1000	00975,14 Z	5410439069038	20	3,88
16 x 1000	00975,16 Z	5410439069113	15	2,99
18 x 1000	00975,18 Z	5410439069212	10	1,65
20 x 1000	00975,20 Z	5410439069298	10	2,08
22 x 1000	00975,22 Z	5410439069380	5	0,64
24 x 1000	00975,24 Z	5410439069458	5	0,75
27 x 1000	00975,27 Z	5410439069519	5	0,96
30 x 1000	00975,30 Z	5410439069564	5	1,19
33 x 1000	00975,33 Z	5410439069601	3	0,53
36 x 1000	00975,36 Z	5410439069632	3	0,62
39 x 1000	00975,39 Z	5410439069663	1	0,08
6 x 2000	00975,062000Z	5410439068666	50	8,85
8 x 2000	00975,082000Z	5410439068758	25	3,99
10 x 2000	00975,102000Z	5410439068857	20	4,00
12 x 2000	00975,122000Z	5410439068956	20	5,80
14 x 2000	00975,142000Z	5410439089401	1	0,02
16 x 2000	00975,162000Z	5410439069137	5	0,67
20 x 2000	00975,202000Z	5410439069328	3	0,37
22 x 2000	00975,222000Z	5410439213813	1	0,05
24 x 2000	00975,242000Z	5410439213820	1	0,06
6 x 3000	00975,063000Z	5410439208680	25	3,32
8 x 3000	00975,083000Z	5410439068765	10	0,96
10 x 3000	00975,103000Z	5410439068864	20	6,00
12 x 3000	00975,123000Z	5410439068963	10	2,18
14 x 3000	00975,143000Z	5410439213806	1	0,03
16 x 3000	00975,163000Z	5410439069144	5	1,00
20 x 3000	00975,203000Z	5410439208697	5	1,56

SS Hardened steel

material : Steel 8.8	**materiaal :** Staal 8.8	**matière :** Acier 8.8	**Werkstoff :** Stahl 8.8
type : standard	**type :** standaard	**type :** standard	**Typ :** normalmass
surface : plain	**oppervlak :** blank	**surface :** brut	**Oberfläche :** roh

* Din 975 is cancelled
* Din 975 is vervallen
* Din 975 est retiré
* Din 975 is veraltet

Technical properties / Technische gegevens / Données techniques / Technische Daten

M x l	art code	EAN	BOX	KG/ BOX
6 x 1000	00975,06 SS	5410439068635	100	17,70
8 x 1000	00975,08 SS	5410439128292	50	7,98
10 x 1000	00975,10 SS	5410439068826	25	3,13
12 x 1000	00975,12 SS	5410439068925	25	4,53
14 x 1000	00975,14 SS	5410439069021	20	3,88
16 x 1000	00975,16 SS	5410439069106	15	2,99
18 x 1000	00975,18 SS	5410439069205	10	1,65
20 x 1000	00975,20 SS	5410439069281	10	2,08
22 x 1000	00975,22 SS	5410439069373	5	0,64
24 x 1000	00975,24 SS	5410439069441	5	0,75
27 x 1000	00975,27 SS	5410439069502	5	0,96
30 x 1000	00975,30 SS	5410439069557	5	1,19
33 x 1000	00975,33 SS	5410439069595	1	0,06
36 x 1000	00975,36 SS	5410439128278	1	0,07

E

ZS Hardened steel zinc plated

material : Steel 8.8	**materiaal :** Staal 8.8	**matière :** Acier 8.8	**Werkstoff :** Stahl 8.8
type : standard	**type :** standaard	**type :** standard	**Typ :** normalmass
surface : zinc plated	**oppervlak :** verzinkt	**surface :** zingué	**Oberfläche :** verzinkt

* Din 975 is cancelled
* Din 975 is vervallen
* Din 975 est retiré
* Din 975 is veraltet

Technical properties / Technische gegevens / Données techniques / Technische Daten

M x l	art code	EAN	BOX	KG/ BOX
6 x 1000	00975,06 ZS	5410439068659	100	17,70
8 x 1000	00975,08 ZS	5410439068741	50	7,98
10 x 1000	00975,10 ZS	5410439068840	25	3,13
12 x 1000	00975,12 ZS	5410439068949	25	4,53
14 x 1000	00975,14 ZS	5410439069045	20	3,88
16 x 1000	00975,16 ZS	5410439069120	15	2,99
18 x 1000	00975,18 ZS	5410439069229	10	1,65
20 x 1000	00975,20 ZS	5410439069311	10	2,08
22 x 1000	00975,22 ZS	5410439069397	5	0,64
24 x 1000	00975,24 ZS	5410439069465	5	0,75
27 x 1000	00975,27 ZS	5410439128285	5	0,96
30 x 1000	00975,30 ZS	5410439069571	1	0,05
33 x 1000	00975,33 ZS	5410439069618	1	0,06
36 x 1000	00975,36 ZS	5410439069649	1	0,07

VV hdg

material : Steel 8.8	**materiaal :** Staal 8.8	**matière :** Acier 8.8	**Werkstoff :** Stahl 8.8
type : oversized	**type :** overmaats	**type :** surdimensioné	**Typ :** übermass
surface : hot dipped galvanised	**oppervlak :** vuurverzinkt	**surface :** galv. à chaud	**Oberfläche :** feuerverzinkt

* Din 975 is cancelled
* Din 975 is vervallen
* Din 975 est retiré
* Din 975 is veraltet

Technical properties / Technische gegevens / Données techniques / Technische Daten

M x l	art code	EAN	BOX	KG/ BOX
12 x 1000	00975,12 VZS	5410439423618	10	0,73
16 x 1000	00975,16 VZS	5410439423625	10	1,33
20 x 1000	00975,20 VZS	5410439423632	5	0,52
24 x 1000	00975,24 VZS	5410439423649	5	0,38

A2 inox

material : Stainless steel A2	**materiaal :** Inox A2	**matière :** Inox A2	**Werkstoff :** Edelstahl A2
type : standard	**type :** standaard	**type :** standard	**Typ :** normalmass
surface : plain green mark	**oppervlak :** blank groen merk	**surface :** brut marque verte	**Oberfläche :** roh grün

* Din 975 is cancelled
* Din 975 is vervallen
* Din 975 est retiré
* Din 975 is veraltet

Technical properties / Technische gegevens / Données techniques / Technische Daten

M x l	art code	EAN	BOX	KG/ BOX
3 x 1000	00975,03 A2	5410439068444	100	4,40
4 x 1000	00975,04 A2	5410439068482	100	7,80
5 x 1000	00975,05 A2	5410439068529	100	12,40
6 x 1000	00975,06 A2	5410439068581	100	17,70
8 x 1000	00975,08 A2	5410439068680	50	7,98
10 x 1000	00975,10 A2	5410439068772	25	3,13
12 x 1000	00975,12 A2	5410439068871	25	4,53
14 x 1000	00975,14 A2	5410439068970	20	3,88
16 x 1000	00975,16 A2	5410439069052	10	1,33
18 x 1000	00975,18 A2	5410439069151	10	1,65
20 x 1000	00975,20 A2	5410439069236	10	2,08
22 x 1000	00975,22 A2	5410439069335	5	0,64
24 x 1000	00975,24 A2	5410439069403	5	0,75
27 x 1000	00975,27 A2	5410439069472	5	0,96
30 x 1000	00975,30 A2	5410439069526	5	1,19
33 x 1000	00975,33 A2	5410439213783	1	0,06
36 x 1000	00975,36 A2	5410439213790	1	0,07

A4 inox

material : Stainless steel A4	**materiaal :** Inox A4	**matière :** Inox A4	**Werkstoff :** Edelstahl A4
type : standard	**type :** standaard	**type :** standard	**Typ :** normalmass
surface : plain red mark	**oppervlak :** blank rood merk	**surface :** brut marque rouge	**Oberfläche :** roh rot

* Din 975 is cancelled
* Din 975 is vervallen
* Din 975 est retiré
* Din 975 is veraltet

Technical properties / Technische gegevens / Données techniques / Technische Daten

M x l	art code	EAN	BOX	KG/ BOX
4 x 1000	00975,04 A4	5410439100595	100	7,80
5 x 1000	00975,05 A4	5410439068536	100	12,40

M x l	art code	EAN	BOX	KG/ BOX
6 x 1000	00975,06 A4	5410439068598	100	17,70
8 x 1000	00975,08 A4	5410439068697	50	7,98
10 x 1000	00975,10 A4	5410439068789	25	3,13
12 x 1000	00975,12 A4	5410439068888	25	4,53
14 x 1000	00975,14 A4	5410439068987	20	3,88
16 x 1000	00975,16 A4	5410439069069	10	1,33
18 x 1000	00975,18 A4	5410439069168	1	0,02
20 x 1000	00975,20 A4	5410439069243	10	2,08
24 x 1000	00975,24 A4	5410439069410	5	0,75
30 x 1000	00975,30 A4	5410439069533	5	1,19

MS
Brass

material : Brass	**materiaal :** Messing	**matière :** Laiton	**Werkstoff :** Messing
type : standard	**type :** standaard	**type :** standard	**Typ :** normalmass
surface : plain	**oppervlak :** blank	**surface :** brut	**Oberfläche :** roh

* Din 975 is cancelled
* Din 975 is vervallen
* Din 975 est retiré
* Din 975 is veraltet

Technical properties / Technische gegevens /
Données techniques / Technische Daten

M x l	art code	EAN	BOX	KG/ BOX
3 x 1000	00975,03 MS	5410439068451	100	4,60
4 x 1000	00975,04 MS	5410439068499	100	8,00
5 x 1000	00975,05 MS	5410439068543	100	12,80
6 x 1000	00975,06 MS	5410439068604	100	18,50
8 x 1000	00975,08 MS	5410439068703	50	8,38
10 x 1000	00975,10 MS	5410439068796	25	3,31
12 x 1000	00975,12 MS	5410439068895	25	4,78
14 x 1000	00975,14 MS	5410439068994	20	0,04
16 x 1000	00975,16 MS	5410439069076	10	1,42
20 x 1000	00975,20 MS	5410439069250	10	2,22
24 x 1000	00975,24 MS	5410439069427	5	0,80

E

N
nylon

material : Plastic PA	**materiaal :** Kunststof PA	**matière :** Plastique PA	**Werkstoff :** Kunststoff
type : standard	**type :** standaard	**type :** standard	**Typ :** normalmass
surface : self-colour	**oppervlak :** natuurkleur	**surface :** naturel	**Oberfläche :** naturel

* Din 975 is cancelled
* Din 975 is vervallen
* Din 975 est retiré
* Din 975 is veraltet

Technical properties / Technische gegevens /
Données techniques / Technische Daten

M x l	art code	EAN	BOX	KG/ BOX
4 x 1000	00975,04 N	5410439068505	100	7,80
5 x 1000	00975,05 N	5410439068550	100	12,40
6 x 1000	00975,06 N	5410439068611	100	17,70
8 x 1000	00975,08 N	5410439068710	100	4,50
10 x 1000	00975,10 N	5410439068802	100	7,31
12 x 1000	00975,12 N	5410439068901	50	18,13
16 x 1000	00975,16 N	5410439069083	1	0,00
18 x 1000	00975,18 N	5410439069182	1	0,02
20 x 1000	00975,20 N	5410439069267	1	0,02
24 x 1000	00975,24 N	5410439332583	1	0,03

Din 976-1 (02/1995)

Grade A

THREADED ROD

DRAADEINDEN

TIGE FILETEE

GEWINDESTANGE

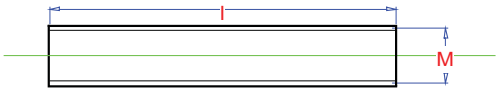

Z
zinc pl.

material : Steel 4.8	**materiaal :** Staal 4.8	**matière :** Acier 4.8	**Werkstoff :** Stahl 4.8
type : with straight ends	**type :** met rechte einden	**type :** pointu courber	**Typ :** met rechte enden
surface : zinc plated	**oppervlak :** verzinkt	**surface :** verzinkt	**Oberfläche :** verzinkt

Technical properties / Technische gegevens / Données techniques / Technische Daten

E

M x l	art code	EAN	BOX	KG/ BOX
6 x 100	00976,060100Z	5410439089494	20	0,07
6 x 200	00976,060200Z	5410439379144	20	0,14
6 x 300	00976,060300Z	5410439332590	20	0,22
8 x 100	00976,080100Z	5410439089586	20	0,12
8 x 200	00976,080200Z	5410439379151	20	0,24
8 x 300	00976,080300Z	5410439379168	20	0,36

M x l	art code	EAN	BOX	KG/ BOX
10 x 100	00976,100100Z	5410439332958	100	5,00
10 x 200	00976,100200Z	5410439379175	100	10,00
10 x 300	00976,100300Z	5410439379182	100	15,00
12 x 100	00976,120100Z	5410439332965	50	1,82
12 x 200	00976,120200Z	5410439379199	100	14,50
12 x 300	00976,120300Z	5410439333122	1	0,00

THREADED ROD TRAPEZIOD THREAD

DRAADSTANG TRAPEZIUM DRAAD

TIGE FILETEE FILET TRAPÉZOIDAL

GEWINDESTANGE TRAPEZIUM GEWINDE

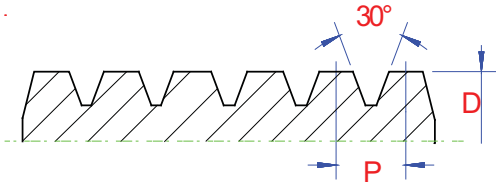

S
steel

material : Steel 4.6 - 5.8	**materiaal :** Staal 4.6 - 5.8	**matière :** Acier 4.6 - 5.8	**Werkstoff :** Stahl 4.6 - 5.8
type : trapezoid thread after Din 103	**type :** trapeziumdraad vlg Din 103	**type :** filet trapézoïdal selon Din 103	**Typ :** Trapezgewinde nach Din 103
surface : plain	**oppervlak :** blank	**surface :** brut	**Oberfläche :** roh

Technical properties / Technische gegevens /
Données techniques / Technische Daten

D x l	art code	EAN	BOX	KG/ BOX	Tr
10 x 1000	TR975,10 S	5410439423106	1	0,00	10x3
12 x 1000	TR975,12 S	5410439131360	1	0,01	12x3
14 x 1000	TR975,14 S	5410439131377	1	0,01	14x4
16 x 1000	TR975,16 S	5410439131384	1	0,01	16x4
18 x 1000	TR975,18 S	5410439131391	1	0,02	18x4
20 x 1000	TR975,20 S	5410439131407	1	0,02	20x4
22 x 1000	TR975,22 S	5410439131414	1	0,02	22x5
24 x 1000	TR975,24 S	5410439131421	1	0,03	24x5
26 x 1000	TR975,26 S	5410439131438	1	0,03	26x5
28 x 1000	TR975,28 S	5410439131445	1	0,04	28x5
30 x 1000	TR975,30 S	5410439131452	1	0,05	30x6
32 x 1000	TR975,32 S	5410439131469	1	0,05	32x6
36 x 1000	TR975,36 S	5410439131476	1	0,07	36x6
40 x 1000	TR975,40 S	5410439131483	1	0,08	40x7
44 x 1000	TR975,44 S	5410439131490	1	0,10	44x7
48 x 1000	TR975,48 S	5410439385206	1	0,00	48x8
50 x 1000	TR975,50 S	5410439131506	1	0,13	50x8
60 x 1000	TR975,60 S	5410439131513	1	0,18	60x9
70 x 1000	TR975,70 S	5410439131520	1	0,23	70x10

ROUND NUT TRAPEZOÏDAL THREAD

RONDE MOER TRAPEZIUM DRAAD

ECROU CYLINDRIQUE FILET TRAPÉZOÏDAL

RUNDMUTTER TRAPEZGEWINDE

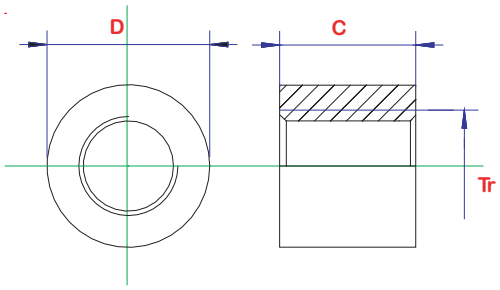

S
steel

material : Steel cl5	**materiaal :** Staal kl5	**matière :** Acier cl5	**Werkstoff :** Stahl Kl5
type : trapezoïdal thread after Din 103	**type :** trapeziumdraad vlg Din 103	**type :** filet trapézoïdal selon Din 103	**Typ :** Trapezgewinde nach Din 103
surface : plain	**oppervlak :** blank	**surface :** brut	**Oberfläche :** roh

Technical properties / Technische gegevens /
Données techniques / Technische Daten

T x	art code	EAN	BOX	KG/ BOX	h	D	Tr
10 x	00TRM,10 S	5410439332026	1	0,00	15	22	10x3
12 x	00TRM,12 S	5410439008884	1	0,00	18	26	12x3
14 x	00TRM,14 S	5410439008891	1	0,00	21	30	14x4
16 x	00TRM,16 S	5410439008907	1	0,00	24	36	16x4
18 x	00TRM,18 S	5410439008914	10	0,13	27	40	18x4
20 x	00TRM,20 S	5410439008921	1	0,00	30	45	20x4
22 x	00TRM,22 S	5410439131551	1	0,00	33	45	22x5
24 x	00TRM,24 S	5410439008938	1	0,00	36	50	24x5
26 x	00TRM,26 S	5410439008945	1	0,00	39	50	26x5
28 x	00TRM,28 S	5410439008952	1	0,00	42	60	28x5
30 x	00TRM,30 S	5410439008969	1	0,00	45	60	30x6
32 x	00TRM,32 S	5410439008976	1	0,01	48	60	32x6
36 x	00TRM,36 S	5410439008983	1	0,01	54	75	36x6
40 x	00TRM,40 S	5410439008990	1	0,01	60	80	40x7
44 x	00TRM,44 S	5410439009003	1	0,02	66	80	44x7
50 x	00TRM,50 S	5410439093903	1	0,02	75	90	50x8
60 x	00TRM,60 S	5410439093910	1	0,03	90	100	60x9
70 x	00TRM,70 S	5410439093927	1	0,04	105	110	70x10

U-BOWS

U-BEUGELS

ETRIER FORME U

RUNDSTAHLBUGEL

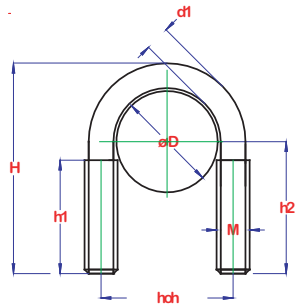

Z
zinc pl.

material : Steel	**materiaal :** Staal	**matière :** Acier	**Werkstoff :** Stahl
type : standard	**type :** standaard	**type :** standard	**Typ :** normalmass
surface : zinc plated	**oppervlak :** verzinkt	**surface :** zingué	**Oberfläche :** verzinkt

Technical properties / Technische gegevens /
Données techniques / Technische Daten

D x d	art code	EAN	BOX	KG/ BOX	d1	hoh	h1	h2	H
0,5 x 6	000UB,005006Z	5410439013352	100	1,64	5,25	29	20	25	42
0,75 x 6	000UB,007506Z	5410439013376	100	2,04	5,25	34	25	33	53
0,75 x 8	000UB,007508Z	5410439097017	100	3,78	7,10	36	30	33	55
1 x 6	000UB,010006Z	5410439013390	100	2,49	5,25	41	30	37	60
1 x 8	000UB,010008Z	5410439097024	100	4,42	7,10	44	30	37	63
1,25 x 8	000UB,012508Z	5410439013413	100	5,40	7,10	52	35	45	75
1,5 x 8	000UB,015008Z	5410439013437	100	6,14	7,10	57	40	53	85
1,5 x 10	000UB,015010Z	5410439097031	50	2,31	8,90	59	40	51	85
2 x 8	000UB,020008Z	5410439126946	50	2,70	7,10	71	40	60	99
2 x 10	000UB,020010Z	5410439013451	50	2,77	8,90	73	40	59	100
2,5 x 8	000UB,025008Z	5410439157407	50	2,13	7,10	87	40	63	112
2,5 x 10	000UB,025010Z	5410439013475	50	3,29	8,90	89	40	63	112
3 x 10	000UB,030010Z	5410439126953	25	0,91	8,90	102	50	69	125
3 x 12	000UB,030012Z	5410439013499	50	5,26	10,7	104	50	69	127
4 x 10	000UB,040010Z	5410439172431	50	4,56	8,90	124	50	88	155
4 x 12	000UB,040012Z	5410439013512	50	6,56	10,70	126	50	86	155
5 x 16	000UB,050016Z	5410439013536	25	3,63	14,60	160	60	97	185
6 x 12	000UB,060012Z	5410439157421	25	2,31	10,70	182	60	112	209
6 x 16	000UB,060016Z	5410439013550	25	4,17	14,60	186	60	108	209
8 x 12	000UB,080012Z	5410439226196	5	0,11	10,70	236	60	137	261
8 x 16	000UB,080016Z	5410439013567	20	3,44	14,60	240	60	138	266
10 x 16	000UB,100016Z	5410439013574	10	1,05	14,60	298	70	173	330
12 x 16	000UB,120016Z	5410439013581	5	0,31	14,60	345	90	200	380

A2 inox

material : Stainless steel A2	**materiaal :** Inox A2	**matière :** Inox A2	**Werkstoff :** Edelstahl A2
type : standard	**type :** standaard	**type :** standard	**Typ :** normalmass
surface : plain	**oppervlak :** blank	**surface :** brut	**Oberfläche :** roh

Technical properties / Technische gegevens /
Données techniques / Technische Daten

D x d	art code	EAN	BOX	KG/ BOX	d1	hoh	h1	h2	H
0,5 x 6	000UB,005006A2	5410439013345	100	1,63	5,25	29	20	24,5	42
0,75 x 6	000UB,007506A2	5410439013369	100	2,07	5,25	34	25	33	53
0,75 x 8	000UB,007508A2	5410439157391	100	4,50	7,10	36	30	33	55
1 x 8	000UB,010008A2	5410439013383	100	4,34	7,10	44	30	37	63
1,25 x 8	000UB,012508A2	5410439013406	100	5,30	7,10	52	35	45	75
1,5 x 8	000UB,015008A2	5410439013420	100	6,30	7,10	57	40	52,5	85
2 x 8	000UB,020008A2	5410439013444	100	6,20	7,10	71	40	58	99
2 x 10	000UB,020010A2	5410439174213	100	11,10	8,90	73	40	59	100
2,5 x 10	000UB,025010A2	5410439013468	50	3,20	8,90	89	40	63	112
3 x 12	000UB,030012A2	5410439013482	25	1,36	10,70	102	50	68	125
4 x 12	000UB,040012A2	5410439013505	25	1,66	10,70	126	50	86	155
5 x 12	000UB,050012A2	5410439013529	25	2,03	10,70	154	60	95	177
6 x 12	000UB,060012A2	5410439013543	25	2,41	10,70	182	60	107	204

SHACKLE BOW-TYPE COMMERCIAL TYPE

HARPSLUITING

MANILLE LYRE TYPE STANDARD

SCHÄKEL GESCHWEIFTE FORM HANDELSÜBLICH

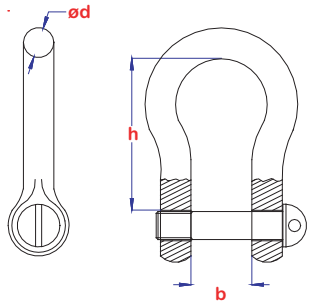

Z
zinc pl.

material : Steel	**materiaal :** Staal	**matière :** Acier	**Werkstoff :** Stahl
type : standard	**type :** standaard	**type :** standard	**Typ :** normalmass
surface : zinc plated	**oppervlak :** verzinkt	**surface :** zingué	**Oberfläche :** verzinkt

Niet geschikt voor hijsdoeleinden - nicht benutzen für Hebezwecke - do not use f

Technical properties / Technische gegevens / Données techniques / Technische Daten

d x	art code	EAN	BOX	KG/ BOX	b	h
5 x	000HS,05 Z	5410439436618	50	0,38	10	20
6 x	000HS,06 Z	5410439436625	50	0,58	12	24
8 x	000HS,08 Z	5410439435123	10	0,06	16	32
10 x	000HS,10 Z	5410439435130	10	0,10	20	40
12 x	000HS,12 Z	5410439435147	10	0,15	24	48
14 x	000HS,14 Z	5410439436632	10	0,38	28	56
16 x	000HS,16 Z	5410439435154	10	0,56	32	64
19 x	000HS,19 Z	5410439436656	10	1,00	38	74

D-SHACKLE COMMERCIAL TYPE

D - SLUITING HANDELSUITVOERING

MANILLE DROITE TYPE STANDARD

SCHÄKEL GERADE HANDELSÜBLICH

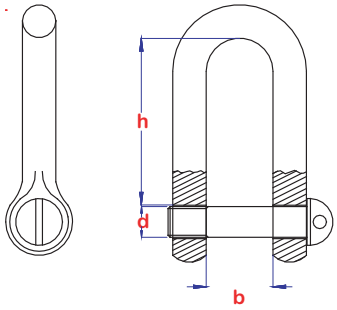

Z
zinc pl.

material : Steel	**materiaal :** Staal	**matière :** Acier	**Werkstoff :** Stahl
type : standard	**type :** standaard	**type :** standard	**Typ :** normalmass
surface : zinc plated	**oppervlak :** verzinkt	**surface :** zingué	**Oberfläche :** verzinkt

Niet geschikt voor hijsdoeleinden - nicht benutzen für Hebezwecke - do not use f

Technical properties / Technische gegevens /
Données techniques / Technische Daten

d	art code	EAN	BOX	KG/ BOX	b	h	ns	WLL
5	000DS,05 Z	5410439436250	50	0,34	10	20	3/16”	0,08t
6	000DS,06 Z	5410439436267	50	0,56	12	24	1/4”	0,10t
8	000DS,08 Z	5410439201469	10	0,06	16	32	5/16”	0,20t
10	000DS,10 Z	5410439204507	10	0,10	20	40	3/8”	0,30t
11	000DS,11 Z	5410439436274	10	0,17	22	44	7/16”	0,40t
13	000DS,13 Z	5410439436281	10	0,18	24	48	1/2”	0,50t
14	000DS,14 Z	5410439436298	10	0,30	28	56	9/16”	0,60t
16	000DS,16 Z	5410439436304	10	0,45	32	64	5/8”	0,80t
19	000DS,19 Z	5410439436311	1	0,01	38	74	3/4”	1,10t
24	000DS,24 Z	5410439436328	5	0,54	48	96	1”	2,00t
28	000DS,28 Z	5410439436335	1	0,03	56	112	1”1/8	3,00t

A4
inox

material : Stainless steel A4	**materiaal :** Inox A4	**matière :** Inox A4	**Werkstoff :** Edelstahl A4
type : standard	**type :** standaard	**type :** standard	**Typ :** normalmass
surface : high gloss polished	**oppervlak :** gepolierd	**surface :** brillant	**Oberfläche :** hochglanspoliert

Niet geschikt voor hijsdoeleinden - nicht benutzen für Hebezwecke - do not use f

Technical properties / Technische gegevens /
Données techniques / Technische Daten

d	art code	EAN	BOX	KG/ BOX	b	h	WLL	WLL
5	000DS,05 A4	5410439358507	50	0,41	10	19	0,250t	1,50t
6	000DS,06 A4	5410439358521	50	0,62	12	24	0,375t	1,50t
8	000DS,08 A4	5410439358552	10	0,06	16	32	0,625t	1,50t
10	000DS,10 A4	5410439358576	10	0,11	20	40	1,000t	1,50t
12	000DS,12 A4	5410439358590	10	0,21	25	48	1,500t	1,50t
16	000DS,16 A4	5410439358675	10	0,47	32	64	2,750t	1,50t
20	000DS,20 A4	5410439358682	10	0,79	38	76	3,750t	1,50t
22	000DS,22 A4	5410439371698	1	0,01	44	88	4,750t	1,50t
24	000DS,24 A4	5410439358699	5	0,00	50	100	5,750t	1,50t

LOAD HOOK

LASTHAKEN

CROCHET DE LEVEAGE

OSENHAKEN

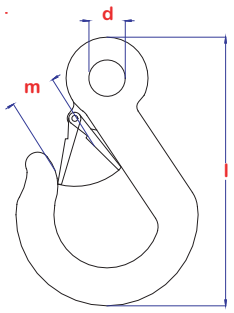

S
steel

material : Steel St37	**materiaal :** Staal 37	**matière :** Acier St37	**Werkstoff :** Stahl St37
type : with security-flap	**type :** met veiligheidsklep	**type :** avec sécurité	**Typ :** mit Sicherungsfalle
surface : plain	**oppervlak :** roh	**surface :** brut	**Oberfläche :** roh

Technical properties / Technische gegevens /
Données techniques / Technische Daten

d x	art code	EAN	BOX	KG/ BOX	l	m	WLL(t)
12 x	0689S,12 S	5410439359412	1	0,00	88,5	18	0,250
16 x	0689S,16 S	5410439359429	1	0,00	117,5	24	0,500
20 x	0689S,20 S	5410439359436	1	0,01	160,5	33	1,000
26 x	0689S,26 S	5410439359443	1	0,01	190,5	39	1,600

E

WIRE ROPE CLIPS

KABELKLEMMEN

SERRE CABLE

DRAHTSEILKLEMMEN

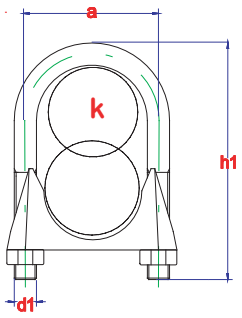

Z
zinc pl.

material : Steel	**materiaal :** Staal	**matière :** Acier	**Werkstoff :** Stahl
type : standard	**type :** standaard	**type :** standard	**Typ :** normalmass
surface : zinc plated	**oppervlak :** verzinkt	**surface :** zingué	**Oberfläche :** verzinkt

Technical properties / Technische gegevens /
Données techniques / Technische Daten

k x	art code	EAN	BOX	KG/ BOX	a	d1	h1
3 x	00741,0010 Z	5410439133234	100	0,86	9	M4	20
5 x	00741,0020 Z	5410439019880	100	2,20	11	M5	24
6,5 x	00741,0025 Z	5410439133241	100	1,64	13	M5	28
8 x	00741,0030 Z	5410439133258	100	2,89	16	M6	34
9,5 x	00741,0035 Z	5410439133265	50	1,41	19	M8	42
11 x	00741,0040 Z	5410439133272	50	1,44	20	M8	44
13 x	00741,0050 Z	5410439133289	50	2,82	24	M10	55
14 x	00741,0060 Z	5410439133296	25	0,70	25	M10	57
16 x	00741,0070 Z	5410439133302	25	1,13	29	M12	63
19 x	00741,0075 Z	5410439133319	25	1,50	32	M12	75
22 x	00741,0080 Z	5410439133326	10	0,37	37	M14	85
26 x	00741,0100 Z	5410439133197	10	0,45	41	M14	95
30 x	00741,0110 Z	5410439133333	10	0,58	48	M16	110
34 x	00741,0125 Z	5410439133340	10	0,69	52	M16	120
40 x	00741,0150 Z	5410439133357	10	0,85	58	M16	140

A4
inox

material : Stainless steel A4 **type :** standard **surface :** plain	**materiaal :** Inox A4 **type :** standaard **oppervlak :** blank	**matière :** Inox A4 **type :** standard **surface :** brut	**Werkstoff :** Edelstahl A4 **Typ :** normalmass **Oberfläche :** roh

Technical properties / Technische gegevens /
Données techniques / Technische Daten

k x	art code	EAN	BOX	KG/ BOX	a	d1	h1
3 x	00741,03 A4	5410439349413	50	0,22	9	M4	20
4 x	00741,04 A4	5410439349420	50	0,39			
5 x	00741,05 A4	5410439349437	50	0,63	11	M5	24
6 x	00741,06 A4	5410439349444	50	1,01			
8 x	00741,08 A4	5410439349451	25	0,21	16	M6	34
10 x	00741,10 A4	5410439349468	25	0,39			
12 x	00741,12 A4	5410439349475	25	0,67			
22 x	00741,22 A4	5410439349406	1	0,00	37	M14	85

Din 65457

former Din 6899A

THIMBLE

DRAADKOUSEN

COSSE

KAUSCHEN

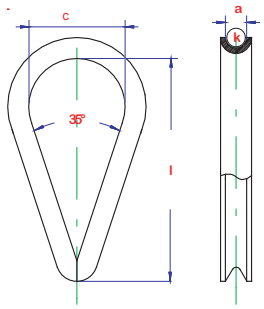

Z
zinc pl.

material : Steel	**materiaal :** Staal	**matière :** Acier	**Werkstoff :** Stahl
type : former Din 6899 typ A	**type :** oud Din 6899 A	**type :** ancien Din 6899 forme A	**Typ :** ehemals Din 6899 Form A
surface : zinc plated	**oppervlak :** verzinkt	**surface :** zingué	**Oberfläche :** verzinkt

Technical properties / Technische gegevens /
Données techniques / Technische Daten

x	art code	EAN	BOX	KG/ BOX	c	k	l
4 x	6899A,04 Z	5410439429351	100	0,42	12	3,5	26,5
5 x	6899A,05 Z	5410439143790	100	0,65	13	6	28,5
6 x	6899A,06 Z	5410439139281	100	1,10	14	5	30
8 x	6899A,08 Z	5410439139298	50	0,37	16	7	35
9 x	6899A,09 Z	5410439429375	50	0,53	18	8	39
10 x	6899A,10 Z	5410439139304	50	0,69	20	9	43
12 x	6899A,12 Z	5410439139311	50	1,31	24	11	51,5
13 x	6899A,13 Z	5410439429399	50	1,81	26	12	56,5
15 x	6899A,15 Z	5410439139328	50	2,08			
16 x	6899A,16 Z	5410439429405	50	4,48	32	15	69,5
18 x	6899A,18 Z	5410439429412	25	1,69	35	16	78
20 x	6899A,20 Z	5410439429429	25	2,22	40	18	86,5
24 x	6899A,24 Z	5410439429436	25	3,25			
26 x	6899A,26 Z	5410439429443	25	3,25	48	24/26	105

A4
inox

material : Stainless steel	**materiaal :** Inox A4	**matière :** Inox A4	**Werkstoff :** Edelstahl A2
type : type B	**type :** vorm B	**type :** forme B	**Typ :** Form B
surface : high gloss polished	**oppervlak :** blank	**surface :** brillante	**Oberfläche :** hochglanzpoliert

Technical properties / Technische gegevens /
Données techniques / Technische Daten

a x	art code	EAN	BOX	KG/ BOX	c	k	l
3 x	6899A,03 A4	5410439359023	100	0,24	10	2,5	16
4 x	6899A,04 A4	5410439359030	100	0,29	11	3,5	17
5 x	6899A,05 A4	5410439359047	100	0,55	13	4	20
6 x	6899A,06 A4	5410439359054	100	0,85	16	5	25
7 x	6899A,07 A4	5410439359061	100	0,00	18	6	28
8 x	6899A,08 A4	5410439359078	50	0,43	20	7	32
10 x	6899A,10 A4	5410439359085	50	0,62	26	9	40
12 x	6899A,12 A4	5410439359092	50	0,96	28	11	45
16 x	6899A,16 A4	5410439359108	50	1,82	37	15	62
20 x	6899A,20 A4	5410439359115	25	0,75	45	18	78

FIRE BRIGADE SNAP HOOKS

KARABIJNHAKEN

MOUSQUETONS

KARABINERHAKEN

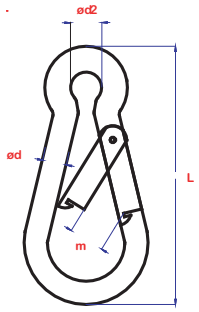

Z
zinc pl.

material : Steel	**materiaal :** Staal	**matière :** Acier	**Werkstoff :** Stahl
type : type C	**type :** vorm C	**type :** type C	**Typ :** Form C
surface : zinc plated	**oppervlak :** verzinkt	**surface :** zingué	**Oberfläche :** verzinkt

Technical properties / Technische gegevens /
Données techniques / Technische Daten

d x l	art code	EAN	BOX	KG/ BOX	d2	m	WLL(t)
4 x 40	5299C,040 Z	5410439335218	100	1,10	6	8	0,100
5 x 50	5299C,050 Z	5410439335232	100	1,62	8	8	0,100
6 x 60	5299C,060 Z	5410439335256	100	2,73	9	8	0,120
7 x 70	5299C,070 Z	5410439335270	100	4,15	10	8	0,180
8 x 80	5299C,080 Z	5410439335294	50	1,63	10	9	0,230
10 x 100	5299C,100 Z	5410439335317	25	0,79	11	15	0,350
11 x 120	5299C,120 Z	5410439335331	25	1,13	18	16	0,450

TURNBUCKLES

SPANSCHROEVEN

TENDEUR

SPANNSCHLOSSER

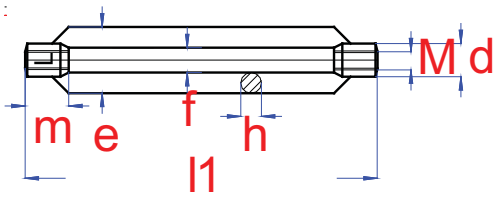

Z
zinc pl.

material : Steel	**materiaal :** Staal	**matière :** Acier	**Werkstoff :** Stahl
type : only turnbuckle	**type :** alleen spanwartel	**type :** seulement le tendeur	**Typ :** Spanschlossmutter
surface : zinc plated	**oppervlak :** verzinkt	**surface :** zingué	**Oberfläche :** verzinkt

Technical properties / Technische gegevens /
Données techniques / Technische Daten

M	art code	EAN	BOX	KG/ BOX	d	e	f	h	l1	m
6	01480,006 Z	5410439429498	10	0,06	12	19	9	6	110	12
8	01480,008 Z	5410439143202	10	0,09	15	23	11	8	110	15
10	01480,010 Z	5410439139359	10	0,10	18	30	14	9	125	18
12	01480,012 Z	5410439136051	10	0,21	21	34	16	11	125	21
16	01480,016 Z	5410439141017	10	0,42	27	42	20	14	170	27
20	01480,020 Z	5410439137393	5	0,19	34	52	24	17	200	34
24	01480,024 Z	5410439140348	5	0,33	39	60	28	20	255	39
30	01480,030 Z	5410439188654	1	0,02	45	74	34	23	255	45

TURNBUCKLES

SPANSCHROEVEN

TENDEUR

SPANNSCHLOSSER

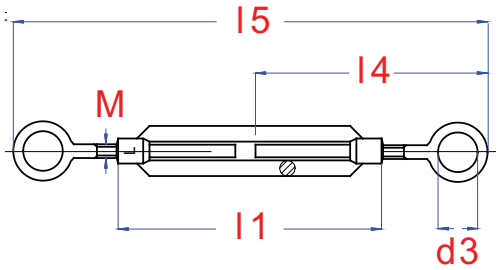

Z
zinc pl.

material : Steel	**materiaal :** Staal	**matière :** Acier	**Werkstoff :** Stahl
type : eye - eye	**type :** oog - oog	**type :** anneau - anneau	**Typ :** Öse - Öse
surface : zinc plated	**oppervlak :** verzinkt	**surface :** zingué	**Oberfläche :** verzinkt

Technical properties / Technische gegevens /
Données techniques / Technische Daten

M	art code	EAN	BOX	KG/ BOX	d3	l1	l4	l5	l1	m
6	01480,106 Z	5410439137485	10	0,09	9	110	80	167-247	200	17
8	01480,108 Z	5410439137492	10	0,16	10	110	84	179-254	200	17
10	01480,110 Z	5410439137522	10	0,29	14	125	105	210-295	200	17
12	01480,112 Z	5410439137423	5	0,10	16	125	115	230-310	200	17
14	01480,114 Z	5410439429580	5	0,24	18	140	122	250-340	200	17
16	01480,116 Z	5410439137508	5	0,24	22	170	165	330-440	200	17
20	01480,120 Z	5410439137478	5	0,39	24	200	167	335-465	200	17
22	01480,122 Z	5410439429573	5	0,50	27	220	167	368-513	200	17
24	01480,124 Z	5410439137515	5	0,68	27	255	205	420-590	200	17
30	01480,130 Z	5410439137539	5	1,11	31	255	255	510-670	200	17
36	01480,136 Z	5410439137546	5	1,55	43	295	276	560-740	200	17

E

A4
inox

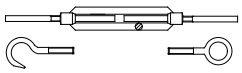

material : Stainless steel A4	**materiaal :** Inox A4	**matière :** Inox A4	**Werkstoff :** Edelstahl A4
type : with 2 eye bolts	**type :** met 2 ogen	**type :** anneau/anneau	**Typ :** mit 2 Öse
surface : high gloss polished	**oppervlak :** gepoliert	**surface :** brillant	**Oberfläche :** hochglanzpoliert

Technical properties / Technische gegevens /
Données techniques / Technische Daten

M	art code	EAN	BOX	KG/ BOX	d3	l1	l4	l5	l1	m
5	01480,105 A4	5410439358705	25	0,36	8	70	58	120-165	200	17
6	01480,106 A4	5410439358712	10	0,05	10	100	80	167-247	200	17
8	01480,108 A4	5410439358729	10	0,07	11	125	84	179-254	200	17
10	01480,110 A4	5410439358736	10	0,29	12	155	105	210-295	200	17
12	01480,112 A4	5410439358972	5	0,13	14	200	115	230-310	200	17
16	01480,116 A4	5410439358866	5	0,25	16	225	165	330-440	200	17

TURNBUCKLES

SPANSCHROEVEN

TENDEUR

SPANNSCHLOSSER

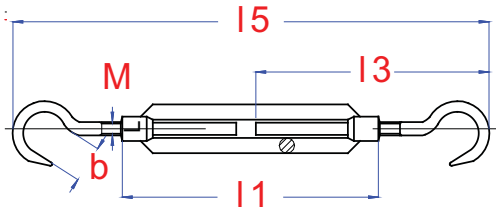

Z
zinc pl.

material : Steel	**materiaal :** Staal	**matière :** Acier	**Werkstoff :** Stahl
type : hook - hook	**type :** haak - haak	**type :** crochet - crochet	**Typ :** Haken - Haken
surface : zinc plated	**oppervlak :** verzinkt	**surface :** zingué	**Oberfläche :** verzinkt

Technical properties / Technische gegevens /
Données techniques / Technische Daten

M	art code	EAN	BOX	KG/ BOX	b	l1	l3	l5	l1	m
6	01480,206 Z	5410439140782	10	0,09	8,5	110	85	180-260	200	17
8	01480,208 Z	5410439140850	10	0,15	11	110	85	195-270	200	17
10	01480,210 Z	5410439188661	10	0,29	13,5	125	112	230-315	200	17
12	01480,212 Z	5410439137430	5	0,11	15,5	125	117	250-330	200	17
16	01480,216 Z	5410439188678	5	0,25	19	170	138	320-430	200	17
20	01480,220 Z	5410439141697	5	0,36	20,5	200	170	400-530	200	17

E

A4
inox

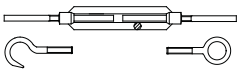

material : Stainless steel A4	**materiaal :** Inox A4	**matière :** Inox A4	**Werkstoff :** Edelstahl A4
type : with two hooks	**type :** met 2 haken	**type :** crochet/chrochet	**Typ :** met 2 haken
surface : high gloss polished	**oppervlak :** gepoliert	**surface :** brillant	**Oberfläche :** hochglanzpoliert

Technical properties / Technische gegevens /
Données techniques / Technische Daten

M	art code	EAN	BOX	KG/ BOX	b	l1	l3	l5	l1	m
5	01480,205 A4	5410439365154	25	0,24	9	70	53	120-165	200	17
6	01480,206 A4	5410439365161	10	0,06	10	100	85	180-260	200	17
8	01480,208 A4	5410439365178	10	0,07	11	125	85	195-270	200	17
10	01480,210 A4	5410439365185	10	0,08	12	155	112	230-315	200	17
12	01480,212 A4	5410439365192	5	0,00	14	200	117	250-330	200	17
16	01480,216 A4	5410439365147	5	0,25	16	225	138	320-430	200	17

TURNBUCKLES

SPANSCHROEVEN

TENDEUR

SPANNSCHLOSSER

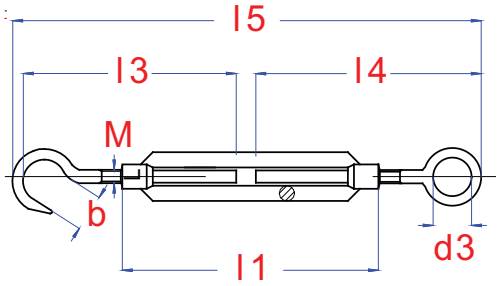

Z
zinc pl.

material : Steel	**materiaal :** Staal	**matière :** Acier	**Werkstoff :** Stahl
type : hook - eye	**type :** haak - oog	**type :** crochet - anneau	**Typ :** Haken - Öse
surface : zinc plated	**oppervlak :** verzinkt	**surface :** zingué	**Oberfläche :** verzinkt

Technical properties / Technische gegevens /
Données techniques / Technische Daten

M	art code	EAN	BOX	KG/ BOX	b	d3	l1	l3	l4	l5
6	01480,306 Z	5410439141086	10	0,10	8,5	9	110	85	80	172-252
8	01480,308 Z	5410439140881	10	0,18	11	10	110	85	84	182-257
10	01480,310 Z	5410439137461	10	0,25	13,5	14	125	112	105	213-298
12	01480,312 Z	5410439137447	5	0,11	15,5	16	125	117	115	238-318
16	01480,316 Z	5410439139557	5	0,23	19	22	170	138	165	320-430
20	01480,320 Z	5410439139748	5	0,41	20,5	24	200	170	167	367-497

E

A4
inox

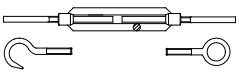

material : Stainless steel A4	**materiaal :** Inox A4	**matière :** Inox A4	**Werkstoff :** Edelstahl A4
type : with eye/hook	**type :** met haak en oog	**type :** avec crochet/anneau	**Typ :** met haak en oog
surface : high gloss polished	**oppervlak :** gepoliert	**surface :** brillant	**Oberfläche :** hochglanzpoliert

Technical properties / Technische gegevens /
Données techniques / Technische Daten

M	art code	EAN	BOX	KG/ BOX	b	d3	l1	l3	l4	l5
5	01480,305 A4	5410439358880	10	0,05	9	8	70	53	58	120-165
6	01480,306 A4	5410439358897	10	0,09	10	10	100	85	80	172-252
8	01480,308 A4	5410439358903	10	0,17	11	11	125	85	84	182-257
10	01480,310 A4	5410439358743	10	0,08	12	12	155	112	105	213-298
12	01480,312 A4	5410439358910	5	0,11	14	14	200	117	115	238-318
16	01480,316 A4	5410439358934	5	0,23	16	16	225	138	165	320-430

TURNBUCKLES

SPANSCHROEVEN

TENDEUR

SPANNSCHLOSSER

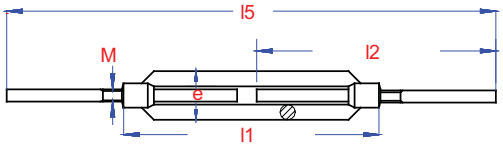

S
steel

material : Steel	**materiaal :** Staal	**matière :** Acier	**Werkstoff :** Stahl
type : with two studs for welding	**type :** met aanlaseinden	**type :** 2 tiges a souder	**Typ :** met aanlaseinden
surface : plain	**oppervlak :** blank	**surface :** brut	**Oberfläche :** roh

Technical properties / Technische gegevens /
Données techniques / Technische Daten

M	art code	EAN	BOX	KG/ BOX	e	l1	l2	l5	l4	l5
10	01480,410 S	5410439334952	10	0,29	30	125	150	300-385	105	213-298
12	01480,412 S	5410439334969	10	0,40	34	125	150	300-380	105	213-298
16	01480,416 S	5410439334983	10	0,89	42	170	200	400-510	105	213-298
20	01480,420 S	5410439334990	10	1,60	52	200	220	440-570	105	213-298
24	01480,424 S	5410439335010	5	0,71	60	255	260	520-690	105	213-298

E

Z
zinc pl.

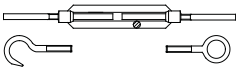

material : Steel	**materiaal :** Staal	**matière :** Acier	**Werkstoff :** Stahl
type : with stub ends	**type :** met aanlaseinden	**type :** avec tiges à souder	**Typ :** Anschweissenden
surface : zinc plated	**oppervlak :** verzinkt	**surface :** zingué	**Oberfläche :** verzinkt

Technical properties / Technische gegevens /
Données techniques / Technische Daten

M	art code	EAN	BOX	KG/ BOX	e	l1	l2	l5	l4	l5
6	01480,406 Z	5410439429504	10	0,09	19	110	120	240-320	105	213-298
8	01480,408 Z	5410439429511	10	0,14	23	110	120	240-315	105	213-298
10	01480,410 Z	5410439144070	10	0,28	30	125	150	300-385	105	213-298
12	01480,412 Z	5410439137454	5	0,10	34	125	150	300-380	105	213-298
16	01480,416 Z	5410439139601	5	0,22	42	170	200	400-510	105	213-298
20	01480,420 Z	5410439140324	5	0,40	52	200	220	440-570	105	213-298
24	01480,424 Z	5410439140973	5	0,71	60	255	260	520-690	105	213-298

HOSE CLAMP

WORMSLANGKLEM

COLLIER DE SERRAGE

SCHLAUCHSCHELLEN

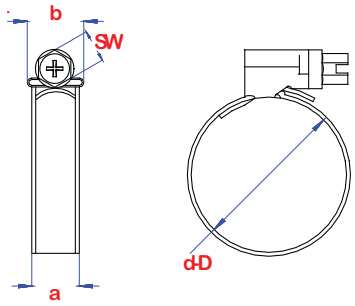

W2
YZP/A2

material : W2	**materiaal :** W2	**matière :** W2	**Werkstoff :** W2
type : light series 9mm	**type :** lichte serie 9mm	**type :** largeur bande 9mm	**Typ :** Bandbreite 9mm
surface : band:A2 screw:Zpyellow	**oppervlak :** band:A2 schroef:Zngeel	**surface :** bande:A2 vis:Znjaune	**Oberfläche :** Band:A2 Schraube:Zngelb

Technical properties / Technische gegevens /
Données techniques / Technische Daten

d x D	art code	EAN	BOX	KG/ BOX	a	b	SW
10 x 16	3017L,010016W2	5410439220330	200	5,12	9mm	13	7
12 x 22	3017L,012022W2	5410439220347	200	5,20	9mm	13	7
16 x 27	3017L,016027W2	5410439220354	200	6,36	9mm	13	7
20 x 32	3017L,020032W2	5410439220361	200	6,76	9mm	13	7
23 x 35	3017L,023035W2	5410439220378	100	1,70	9mm	13	7
25 x 40	3017L,025040W2	5410439220385	100	2,01	9mm	13	7
30 x 45	3017L,030045W2	5410439220392	100	1,92	9mm	13	7
32 x 50	3017L,032050W2	5410439217385	100	2,02	9mm	13	7
40 x 60	3017L,040060W2	5410439220408	50	0,56	9mm	13	7
50 x 70	3017L,050070W2	5410439217392	50	0,65	9mm	13	7
60 x 80	3017L,060080W2	5410439217507	50	0,57	9mm	13	7
70 x 90	3017L,070090W2	5410439220415	50	0,63	9mm	13	7
80 x 100	3017L,080100W2	5410439220422	50	0,68	9mm	13	7
90 x 110	3017L,090110W2	5410439220439	25	0,20	9mm	13	7
100 x 120	3017L,100120W2	5410439220446	25	0,25	9mm	13	7
110 x 130	3017L,110130W2	5410439220453	25	0,21	9mm	13	7

W4
A2/A2

material : W4	**materiaal :** W4	**matière :** W4	**Werkstoff :** W4
type : light series 9mm	**type :** lichte serie 9mm	**type :** largeur bande 9mm	**Typ :** Bandbreite 9mm
surface : band:A2 screw:A2	**oppervlak :** band:A2 schroef:A2	**surface :** bande:A2 vis:A2	**Oberfläche :** Band:A2 Schraube:A2

Technical properties / Technische gegevens /
Données techniques / Technische Daten

d x D	art code	EAN	BOX	KG/ BOX	a	b	SW
7 x 13	3017L,007013W4	5410439320313	100	1,01	9mm	13mm	7
10 x 16	3017L,010016W4	5410439217514	100	1,27	9mm	13	7
12 x 22	3017L,012022W4	5410439217378	50	0,34	9mm	13	7
16 x 27	3017L,016027W4	5410439217521	50	0,45	9mm	13	7
23 x 35	3017L,023035W4	5410439407243	50	0,38	9mm	13	7
25 x 40	3017L,025040W4	5410439217538	50	0,46	9mm	13	7
30 x 45	3017L,030045W4	5410439327749	50	0,55	9mm	13	7
32 x 50	3017L,032050W4	5410439217545	50	0,44	9mm	13	7
40 x 60	3017L,040060W4	5410439435192	50	0,83	9mm	13	7
50 x 70	3017L,050070W4	5410439435208	25	0,15	9mm	13	7
60 x 80	3017L,060080W4	5410439327756	25	0,16	9mm	13	7
70 x 90	3017L,070090W4	5410439327763	25	0,27	9mm	13	7
80 x 100	3017L,080100W4	5410439327770	25	0,16	9mm	13	7
90 x 110	3017L,090110W4	5410439327787	25	0,31	9mm	13	7
100 x 120	3017L,100120W4	5410439327794	25	0,31	9mm	13	7

E

W1
YZP/ZP

material : W1	**materiaal :** W1	**matière :** W1	**Werkstoff :** W1
type : heavy series 13mm	**type :** zware serie 13mm	**type :** largeur bande 13mm	**Typ :** Bandbreite 13mm
surface : band:Zp screw:Zpyellow	**oppervlak :** band:Zn schroef:Zngeel	**surface :** bande:Zn vis:Znjaune	**Oberfläche :** Band:Zn Schraube:Zngelb

Technical properties / Technische gegevens /
Données techniques / Technische Daten

d x D	art code	EAN	BOX	KG/ BOX	a	b	SW
16 x 27	3017S,016027W1	5410439220712	100	2,51	13mm	17	7
20 x 32	3017S,020032W1	5410439220729	100	2,09	13mm	17	7
25 x 40	3017S,025040W1	5410439220736	100	2,24	13mm	17	7
30 x 45	3017S,030045W1	5410439220743	50	0,61	13mm	17	7
32 x 50	3017S,032050W1	5410439220750	50	0,64	13mm	17	7
40 x 60	3017S,040060W1	5410439220767	50	0,69	13mm	17	7
50 x 70	3017S,050070W1	5410439220774	50	0,76	13mm	17	7
60 x 80	3017S,060080W1	5410439220781	25	0,20	13mm	17	7
70 x 90	3017S,070090W1	5410439220798	25	0,22	13mm	17	7
80 x 100	3017S,080100W1	5410439220804	25	0,23	13mm	17	7
90 x 110	3017S,090110W1	5410439220811	25	0,33	13mm	17	7
100 x 120	3017S,100120W1	5410439220828	25	0,26	13mm	17	7
110 x 130	3017S,110130W1	5410439220835	25	0,32	13mm	17	7
120 x 140	3017S,120140W1	5410439220842	25	0,30	13mm	17	7

W1
YZP/ZP

material : W1	**materiaal :** W1	**matière :** W1	**Werkstoff :** W1
type : heavy series 13mm	**type :** zware serie 13mm	**type :** largeur bande 13mm	**Typ :** Bandbreite 13mm
surface : band:Zp screw:Zpyellow	**oppervlak :** band:Zn schroef:Zngeel	**surface :** bande:Zn vis:Znjaune	**Oberfläche :** Band:Zn Schraube:Zngelb

Technical properties / Technische gegevens /
Données techniques / Technische Daten

d x D	art code	EAN	BOX	KG/ BOX	a	b	SW
130 x 150	3017S,130150W1	5410439220859	25	0,31	13mm	17	7
140 x 160	3017S,140160W1	5410439220866	25	0,31	13mm	17	7
150 x 170	3017S,150170W1	5410439220873	20	0,21	13mm	17	7
160 x 180	3017S,160180W1	5410439220880	20	0,22	13mm	17	7
170 x 190	3017S,170190W1	5410439220897	20	0,23	13mm	17	7
180 x 200	3017S,180200W1	5410439220903	20	0,25	13mm	17	7

W4
A2/A2

material : W4	**materiaal :** W4	**matière :** W4	**Werkstoff :** W4
type : heavy series 13mm	**type :** zware serie 13mm	**type :** largeur bande 13mm	**Typ :** Bandbreite 13mm
surface : band:A2 screw:A2	**oppervlak :** band:A2 schroef:A2	**surface :** bande:A2 vis:A2	**Oberfläche :** Band:A2 Schraube:A2

E

Technical properties / Technische gegevens /
Données techniques / Technische Daten

d x D	art code	EAN	BOX	KG/ BOX	a	b	SW
16 x 27	3017S,016027W4	5410439220514	100	1,91	13mm	17	7
23 x 35	3017S,023035W4	5410439220521	100	2,56	13mm	17	7
30 x 45	3017S,030045W4	5410439220538	50	0,66	13mm	17	7
32 x 50	3017S,032050W4	5410439220545	50	0,61	13mm	17	7
40 x 60	3017S,040060W4	5410439220552	50	0,63	13mm	17	7
50 x 70	3017S,050070W4	5410439220569	50	0,85	13mm	17	7
60 x 80	3017S,060080W4	5410439220576	25	0,06	13mm	17	7
70 x 90	3017S,070090W4	5410439220583	25	0,21	13mm	17	7
80 x 100	3017S,080100W4	5410439220590	25	0,29	13mm	17	7
90 x 110	3017S,090110W4	5410439220606	25	0,23	13mm	17	7
100 x 120	3017S,100120W4	5410439220613	25	0,08	13mm	17	7
110 x 130	3017S,110130W4	5410439220620	25	0,08	13mm	17	7
120 x 140	3017S,120140W4	5410439220637	25	0,30	13mm	17	7
130 x 150	3017S,130150W4	5410439220644	25	0,14	13mm	17	7
140 x 160	3017S,140160W4	5410439220651	20	0,04	13mm	17	7
150 x 170	3017S,150170W4	5410439220668	20	0,21	13mm	17	7
160 x 180	3017S,160180W4	5410439220675	20	0,29	13mm	17	7
170 x 190	3017S,170190W4	5410439220682	20	0,33	13mm	17	7
180 x 200	3017S,180200W4	5410439220699	20	0,25	13mm	17	7

W2
YZP/A2

material : W2	**materiaal :** W2	**matière :** W2	**Werkstoff :** W2
type : strip 9mmx3m + 8 traction devices	**type :** op rol 9mmx3m + 8 sluitingen	**type :** feuillard 9mmx3m + 8 tractions	**Typ :** Band 9mmx3m + 8 Zugvorrichtungen
surface : band:A2 screw:Zp	**oppervlak :** band:A2 schroef:Zn	**surface :** bande:A2 vis:Zn	**Oberfläche :** Band:A2 Schraube:Zn

Technical properties / Technische gegevens /
Données techniques / Technische Daten

d x D	art code	EAN	BOX	KG/ BOX	a	b	SW
9 x 3	SLNGK,09 W2	8014516001941	1	0,00	13mm	17	7

W2
YZP/A2

material : W2	**materiaal :** W2	**matière :** W2	**Werkstoff :** W2
type : traction devices for strip	**type :** sluitingen voor band op rol	**type :** tractions pour feuillard	**Typ :** Zugvorrichtungen für Band
surface :	**oppervlak :**	**surface :**	**Oberfläche :**

Technical properties / Technische gegevens /
Données techniques / Technische Daten

d x D	art code	EAN	BOX	KG/ BOX	a	b	SW
9 x 1	SLNGS,09 W2		50	0,32	13mm	17	7

E

pgb - DK09B

HOSE CLAMPS RETAIL/SMALL PACKING

WORMSLANGKLEMMEN RETAIL/SMALL PACKING

COLLIERS DE SERRAGE

SCHLAUGSCHELLEN

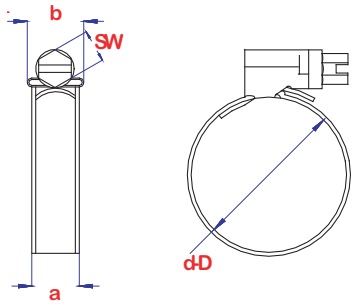

W1
YZP/ZP

material : W1	**materiaal :** W1	**matière :** W1	**Werkstoff :** W1
type : standard	**type :** standaard	**type :** standard	**Typ :** normalmass
surface : zinc plated	**oppervlak :** verzinkt	**surface :** zingué	**Oberfläche :** verzinkt

Technical properties / Technische gegevens /
Données techniques / Technische Daten

d x l	art code	EAN	BOX	KG/ BOX
29 x 31	ROBKLE029031W1	5420023902184	1	0,00
32 x 35	ROBKLE032035W1	5420023902191	1	0,00
36 x 39	ROBKLE036039W1	5420023902207	1	0,00
40 x 43	ROBKLE040043W1	5420023902214	1	0,00
44 x 47	ROBKLE044047W1	5420023902221	1	0,00
48 x 51	ROBKLE048051W1	5420023902238	1	0,00
52 x 55	ROBKLE052055W1	5420023902245	1	0,00
56 x 59	ROBKLE056059W1	5420023902252	1	0,00
60 x 63	ROBKLE060063W1	5420023902269	1	0,00
64 x 67	ROBKLE064067W1	5420023902276	1	0,00
68 x 73	ROBKLE068073W1	5420023902283	1	0,00
74 x 79	ROBKLE074079W1	5420023902290	1	0,00
80 x 85	ROBKLE080085W1	5420023902306	1	0,00
86 x 91	ROBKLE086091W1	5420023902313	1	0,00
92 x 97	ROBKLE092097W1	5420023902320	1	0,00
98 x 103	ROBKLE098103W1	5420023902337	1	0,00
104 x 112	ROBKLE104112W1	5420023902344	1	0,00
113 x 121	ROBKLE113121W1	5420023902351	1	0,00
122 x 130	ROBKLE122130W1	5420023902368	1	0,00
131 x 139	ROBKLE131139W1	5420023902375	1	0,00
140 x 148	ROBKLE140148W1	5420023902382	1	0,00
149 x 161	ROBKLE149161W1	5420023902399	1	0,00
162 x 174	ROBKLE162174W1	5420023902405	1	0,00
175 x 187	ROBKLE175187W1	5420023902412	1	0,00
188 x 200	ROBKLE188200W1	5420023902429	1	0,00

W1 YZP/ZP

material : W1	**materiaal :** W1	**matière :** W1	**Werkstoff :** W1
type : light series 9mm	**type :** lichte serie 9mm	**type :** largeur bande 9mm	**Typ :** bandbreite 9mm
surface : band:Zp screw:Zpyellow	**oppervlak :** band:Zn schroef:Zngeel	**surface :** bande:Zn vis:Znjaune	**Oberfläche :** Band:Zn Schraube:Zngelb

Technical properties / Technische gegevens /
Données techniques / Technische Daten

d x l	art code	EAN	BOX	KG/ BOX	verp.
8 x 12	DK09GR008012W1	5420023902801	1	0,01	50

W1 YZP/ZP

material : W1	**materiaal :** W1	**matière :** W1	**Werkstoff :** W1
type : light series 9mm	**type :** lichte serie 9mm	**type :** largeur bande 9mm	**Typ :** bandbreite 9mm
surface : band:Zp screw:Zpyellow	**oppervlak :** band:Zn schroef:Zngeel	**surface :** bande:Zn vis:Znjaune	**Oberfläche :** Band:Zn Schraube:Zngelb

Technical properties / Technische gegevens /
Données techniques / Technische Daten

d x l	art code	EAN	BOX	KG/ BOX	verp.
10 x 16	DK09BR010016W1	5420023902818	1	0,01	50
12 x 22	DK09BR012022W1	5420023902825	1	0,00	50
13 x 19	DK09BR013019W1	5420023947017	1	0,01	50

E

W1 YZP/ZP

material : W1	**materiaal :** W1	**matière :** W1	**Werkstoff :** W1
type : light series 9mm	**type :** lichte serie 9mm	**type :** largeur bande 9mm	**Typ :** bandbreite 9mm
surface : band:Zp screw:Zpyellow	**oppervlak :** band:Zn schroef:Zngeel	**surface :** bande:Zn vis:Znjaune	**Oberfläche :** Band:Zn Schraube:Zngelb

Technical properties / Technische gegevens /
Données techniques / Technische Daten

d x l	art code	EAN	BOX	KG/ BOX	verp.
8 x 12	DK09GS008012W1	5420023937995	1	0,00	4

W1 YZP/ZP

material : W1	**materiaal :** W1	**matière :** W1	**Werkstoff :** W1
type : light series 9mm	**type :** lichte serie 9mm	**type :** largeur bande 9mm	**Typ :** bandbreite 9mm
surface : band:Zp screw:Zpyellow	**oppervlak :** band:Zn schroef:Zngeel	**surface :** bande:Zn vis:Znjaune	**Oberfläche :** Band:Zn Schraube:Zngelb

Technical properties / Technische gegevens /
Données techniques / Technische Daten

d x l	art code	EAN	BOX	KG/ BOX	verp.
10 x 16	DK09BS010016W1	5420023912633	1	0,00	4
12 x 22	DK09BS012022W1	5420023937988	1	0,00	4
16 x 27	DK09BS016027W1	5420023940841	1	0,00	2

W1 YZP/ZP

material : W1	**materiaal :** W1	**matière :** W1	**Werkstoff :** W1
type : heavy series 12mm	**type :** zware serie 12mm	**type :** largeur bande 12mm	**Typ :** Bandbreite 12mm
surface : band:Zp screw:Zpyellow	**oppervlak :** band:Zn schroef:Zngeel	**surface :** bande:Zn vis:Znjaune	**Oberfläche :** Band:Zn Schraube:Zngelb

Technical properties / Technische gegevens /
Données techniques / Technische Daten

E

d x l	art code	EAN	BOX	KG/ BOX	verp.
16 x 27	DK12GR016027W1	5420023903365	1	0,00	50
20 x 32	DK12GR020032W1	5420023903372	1	0,01	50

W1 YZP/ZP

material : W1	**materiaal :** W1	**matière :** W1	**Werkstoff :** W1
type : heavy series 12mm	**type :** zware serie 12mm	**type :** largeur bande 12mm	**Typ :** Bandbreite 12mm
surface : band:Zp screw:Zpyellow	**oppervlak :** band:Zn schroef:Zngeel	**surface :** bande:Zn vis:Znjaune	**Oberfläche :** Band:Zn Schraube:Zngelb

Technical properties / Technische gegevens /
Données techniques / Technische Daten

d x l	art code	EAN	BOX	KG/ BOX	verp.
23 x 35	DK12BR023035W1	5420023902962	1	0,01	50
25 x 40	DK12BR025040W1	5420023915696	1	0,01	50
30 x 45	DK12BR030045W1	5420023902979	1	0,01	50
32 x 50	DK12BR032050W1	5420023902986	1	0,00	50
40 x 60	DK12BR040060W1	5420023902993	1	0,02	50
50 x 70	DK12BR050070W1	5420023903006	1	0,01	25
60 x 80	DK12BR060080W1	5420023903013	1	0,01	25
70 x 90	DK12BR070090W1	5420023903020	1	0,01	25
80 x 100	DK12BR080100W1	5420023903037	1	0,01	25

W1
YZP/ZP

material : W1	**materiaal :** W1	**matière :** W1	**Werkstoff :** W1
type : heavy series 12mm	**type :** zware serie 12mm	**type :** largeur bande 12mm	**Typ :** Bandbreite 12mm
surface : band:Zp screw:Zpyellow	**oppervlak :** band:Zn schroef:Zngeel	**surface :** bande:Zn vis:Znjaune	**Oberfläche :** Band:Zn Schraube:Zngelb

Technical properties / Technische gegevens /
Données techniques / Technische Daten

d x l	art code	EAN	BOX	KG/ BOX
23 x 35	DK12BS023035W1	5420023912640	1	0,00
25 x 40	DK12BS025040W1	5420023937971	1	0,00
30 x 45	DK12BS030045W1	5420023912626	1	0,00
32 x 50	DK12BS032050W1	5420023936936	1	0,00
40 x 60	DK12BS040060W1	5420023936813	1	0,00
50 x 70	DK12BS050070W1	5420023936943	1	0,00
60 x 80	DK12BS060080W1	5420023936820	1	0,00
70 x 90	DK12BS070090W1	5420023936837	1	0,00
80 x 100	DK12BS080100W1	5420023936844	1	0,00
90 x 110	DK12BS090110W1	5420023936851	1	0,00
100 x 100	DK12BS100120W1	5420023936868	1	0,00
110 x 130	DK12BS110130W1	5420023936875	1	0,00
120 x 140	DK12BS120140W1	5420023936882	1	0,00
130 x 150	DK12BS130150W1	5420023936899	1	0,00
140 x 160	DK12BS140160W1	5420023936905	1	0,00
150 x 170	DK12BS150170W1	5420023936912	1	0,00
160 x 180	DK12BS160180W1	5420023936929	1	0,00
170 x 190	DK12BS170190W1	5420023937100	1	0,00
180 x 200	DK12BS180200W1	5420023937117	1	0,00

E

W4
A2/A2

material : W4	**materiaal :** W4	**matière :** W1	**Werkstoff :** W4
type : light series 9mm	**type :** lichte serie 9mm	**type :** largeur bande 9mm	**Typ :** bandbreite 9mm
surface : band:A2 screw:A2	**oppervlak :** band:A2 schroef:A2	**surface :** bande:A2 vis:A2	**Oberfläche :** Band:A2 Schraube:A2

Technical properties / Technische gegevens /
Données techniques / Technische Daten

d x l	art code	EAN	BOX	KG/ BOX	verp.
7 x 13	DK09BS007013W4	5420023912565	1	0,00	4
10 x 16	DK09BS010016W4	5420023912558	1	0,00	4
12 x 22	DK09BS012022W4	5420023912572	1	0,00	2
16 x 27	DK09BS016027W4	5420023940988	1	0,00	2

W1
YZP/ZP

material : W1	**materiaal :** W1	**matière :** W1	**Werkstoff :** W1
type : assortment kit with hose clamps	**type :** gevulde koffer met slangklemmen	**type :** coffret avec colliers de serrage	**Typ :** Sortiment mit Schlaugschellen
surface : 345 pieces	**oppervlak :** 345 delig	**surface :** 345 pcs	**Oberfläche :** 345 teilig

Technical properties / Technische gegevens /
Données techniques / Technische Daten

d x l	art code	EAN	BOX	KG/ BOX
345 x	DKASS,000345W1	5420023918369	1	0,04

W4
A2/A2

material : W4	**materiaal :** W4	**matière :** W4	**Werkstoff :** W4
type : heavy series 13mm	**type :** zware serie 13mm	**type :** largeur bande 13mm	**Typ :** Bandbreite 13mm
surface : band:A2 screw:A2	**oppervlak :** band:A2 schroef:A2	**surface :** bande:A2 vis:A2	**Oberfläche :** Band:A2 Schraube:A2

Technical properties / Technische gegevens /
Données techniques / Technische Daten

d x l	art code	EAN	BOX	KG/ BOX	verp.
23 x 35	DK12BS023035W4	5420023912657	1	0,00	2
25 x 40	DK12BS025040W4	5420023912664	1	0,00	2
30 x 45	DK12BS030045W4	5420023937629	1	0,00	2
32 x 50	DK12BS032050W4	5420023912671	1	0,00	2
40 x 60	DK12BS040060W4	5420023937360	1	0,00	2
50 x 70	DK12BS050070W4	5420023937377	1	0,00	2
60 x 80	DK12BS060080W4	5420023937384	1	0,00	2
70 x 90	DK12BS070090W4	5420023937391	1	0,00	2
80 x 100	DK12BS080100W4	5420023937407	1	0,00	2
90 x 110	DK12BS090110W4	5420023937414	1	0,00	2
100 x 120	DK12BS100120W4	5420023937421	1	0,00	2

pgb - MSLKL

Hose clamp

MINI HOSE CLAMP

MINI SLANGKLEM

COLLIER SE SERRAGE MINI

MINI SCHLAUCHSCHELLE

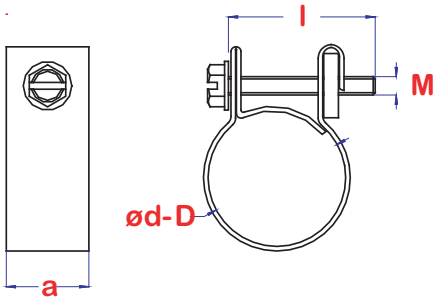

W1
YZP/ZP

material : Steel	**materiaal :** Staal	**matière :** Acier	**Werkstoff :** Stahl
type : hex.bolt slotted	**type :** zeskantbout met gleuf	**type :** vis hex. avec fente	**Typ :** Sechskantschraube mit Schlitz
surface : zinc plated	**oppervlak :** verzinkt	**surface :** zingué	**Oberfläche :** verzinkt

Technical properties / Technische gegevens /
Données techniques / Technische Daten

d x D	art code	EAN	BOX	KG/ BOX	a	l	M
7 x 9	MSLKL,0709 W1	5410439323635	25	0,03	9	12	4
8 x 10	MSLKL,0810 W1	5410439323659	25	0,04	9	12	4
9 x 11	MSLKL,0911 W1	5410439323666	25	0,03	9	12	4
10 x 12	MSLKL,1012 W1	5410439323673	25	0,04	9	12	4
11 x 13	MSLKL,1113 W1	5410439323680	25	0,04	9	16	4
12 x 14	MSLKL,1214 W1	5410439323697	25	0,04	9	16	4
13 x 15	MSLKL,1315 W1	5410439323703	25	0,05	9	16	4

pgb - ROBUS

Hose clamp

ROBUST HOSE CLAMP

ROBUST SLANGKLEM

COLLIER DE SERRAGE ROBUST

ROBUST SCHLAUCHSCHELLE

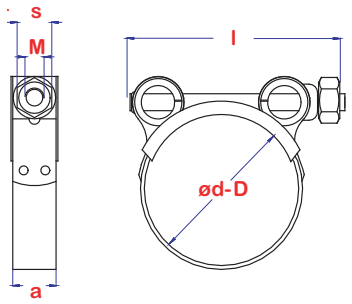

Z
zinc pl.

material : W1	**materiaal :** W1	**matière :** W1	**Werkstoff :** W1
type : standard	**type :** standaard	**type :** standard	**Typ :** normalmass
surface : zinc plated	**oppervlak :** verzinkt	**surface :** zingué	**Oberfläche :** verzinkt

Technical properties / Technische gegevens /
Données techniques / Technische Daten

d x D	art code	EAN	BOX	KG/ BOX	a	l	s	M
17 x 19	ROBUST017019W1	5410439226240	25	0,29	18	40	8	5
20 x 22	ROBUST020022W1	5410439226257	25	0,28	18	40	8	5
23 x 25	ROBUST023025W1	5410439226264	25	0,30	18	40	8	5
26 x 28	ROBUST026028W1	5410439226271	25	0,30	18	40	8	5
29 x 31	ROBUST029031W1	5410439226288	25	0,40	20	50	10	6
32 x 35	ROBUST032035W1	5410439226295	25	0,35	20	50	10	6
36 x 39	ROBUST036039W1	5410439242608	25	0,35	20	50	10	6
40 x 43	ROBUST040043W1	5410439242615	25	0,35	20	50	10	6
44 x 47	ROBUST044047W1	5410439242622	20	0,38				
48 x 51	ROBUST048051W1	5410439242639	20	0,40	22	60	10	6
52 x 55	ROBUST052055W1	5410439242646	20	0,39	22	60	10	6
56 x 59	ROBUST056059W1	5410439242684	20	0,39	22	60	10	6
60 x 63	ROBUST060063W1	5410439242691	20	0,42	22	60	13	8
64 x 67	ROBUST064067W1	5410439242707	20	0,51	22	60	13	8
68 x 73	ROBUST068073W1	5410439242714	10	0,18	22	65	13	8
74 x 79	ROBUST074079W1	5410439242721	25	1,03	24	65	13	8
80 x 85	ROBUST080085W1	5410439242738	10	0,16	24	75	13	8
86 x 91	ROBUST086091W1	5410439242745	10	0,00	24	75	13	8
92 x 97	ROBUST092097W1	5410439242752	10	0,00	24	75	13	8
98 x 103	ROBUST098103W1	5410439242769	25	1,13	24	80	13	8
104 x 112	ROBUST104112W1	5410439242776	25	0,00	24	80	13	8
113 x 121	ROBUST113121W1	5410439242806	10	0,21	24	80	13	8
122 x 130	ROBUST122130W1	5410439242813	10	0,22	24	80	13	8
131 x 139	ROBUST131139W1	5410439242837	5	0,00	26	105	17	10
140 x 148	ROBUST140148W1	5410439242844	5	0,00	26	105	17	10
149 x 161	ROBUST149161W1	5410439242851	5	0,09	26	105	17	10
162 x 174	ROBUST162174W1	5410439242868	10	0,00	26	120	17	10
175 x 187	ROBUST175187W1	5410439407229	1	0,00	26	120	17	10
188 x 200	ROBUST188200W1	5410439407236	1	0,00	26	120	17	10

pgb - G1050

S-HOOKS OPEN

S-HAKEN OPEN

CROCHET-S OUVERT

S-HAKEN OFFEN

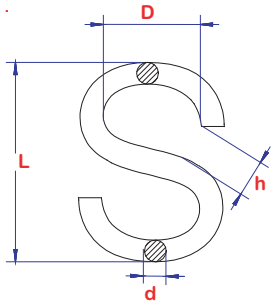

Z
zinc pl.

material : Steel	**materiaal :** Staal	**matière :** Acier	**Werkstoff :** Stahl
type :	**type :**	**type :**	**Typ :**
surface : zinc plated	**oppervlak :** verzinkt	**surface :** zingué	**Oberfläche :** verzinkt

Technical properties / Technische gegevens /
Données techniques / Technische Daten

N x	art code	EAN	BOX	KG/ BOX	d	h	D	L
30 x	G1050,30 Z	5410439135979	100	0,35	3	3,5	7	25
35 x	G1050,35 Z	5410439136501	100	0,53	3,45	4	9	30
40 x	G1050,40 Z	5410439136488	100	0,83	4	5	11	35
45 x	G1050,45 Z	5410439133968	100	1,12	4,4	5	12	40
50 x	G1050,50 Z	5410439136495	100	1,64	5	5,5	14	45
55 x	G1050,55 Z	5410439136518	100	2,49	6	6	15	50
60 x	G1050,60 Z	5410439141321	100	2,76	6	7	16	55
70 x	G1050,70 Z	5410439140911	50	1,19	7	7,5	20	65
80 x	G1050,80 Z	5410439141338	50	1,94	8,4	8,5	23	75

pgb - G1150

CURLED HOOK WITH WOOD THREAD

KRULHAAK MET HOUTDRAAD

CROCHET BOUCLE AVEC FILET À BOIS

SPIRALHAKEN MIT HOLZGEWINDE

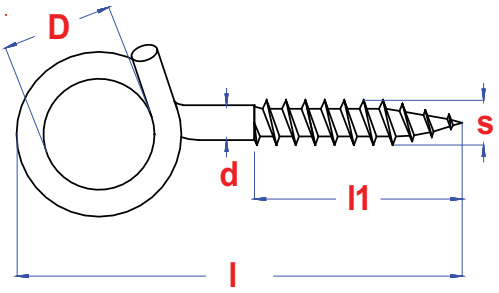

Z
zinc pl.

material : Steel	**materiaal :** Staal	**matière :** Acier	**Werkstoff :** Stahl
type : wood thread	**type :** houtdraad	**type :** filet à bois	**Typ :** Holzgewinde
surface : zinc plated	**oppervlak :** verzinkt	**surface :** zingué	**Oberfläche :** verzinkt

Technical properties / Technische gegevens /
Données techniques / Technische Daten

d x l	art code	EAN	BOX	KG/ BOX	l1	s	D
8,8 x 100	G1150,08100 Z	5410439638050	10	0,09	50	10,8	24
8,8 x 120	G1150,08120 Z	5410439638067	10	0,09	50	10,8	24
8,8 x 140	G1150,08140 Z	5410439338080	10	0,10	50	10,8	24
10 x 160	G1150,10160 Z	5410439333177	10	0,14			

E

CURLED HOOK WITH METRIC THREAD

KRULHAAK MET METRISCHE DRAAD

CROCHET BOUCLE AVEC FILET MÉTRIQUE

SPIRALHAKEN MIT METRISCHEM GEWINDE

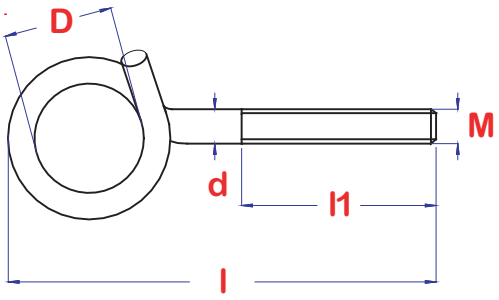

Z
zinc pl.

material : Steel	**materiaal :** Staal	**matière :** Acier	**Werkstoff :** Stahl
type : metric thread	**type :** metrisch	**type :** filet métrique	**Typ :** metrischem Gewinde
surface : zinc plated	**oppervlak :** verzinkt	**surface :** zingué	**Oberfläche :** verzinkt

Technical properties / Technische gegevens /
Données techniques / Technische Daten

M x l	art code	EAN	BOX	KG/ BOX	d	l1	D
10 x 100	G1160,10100 Z	5410439333184	25	0,58	8,8	45	24
10 x 120	G1160,10120 Z	5410439141376	25	0,65	8,8	45	24
10 x 140	G1160,10140 Z	5410439333207	50	2,79	8,8	45	24
12 x 160	G1160,12160 Z	5410439333238	50	4,52	10,7	60	24

SAFETY SWING HOOK WITH 3 NUTS

VEILIGHEIDSSCHOMMELHAAK MET 3 MOEREN

CROCHET DE BALANCOIRE AVEC 3 ÉCROUS

SCHAUKELHAKEN MIT 3 MUTTERN

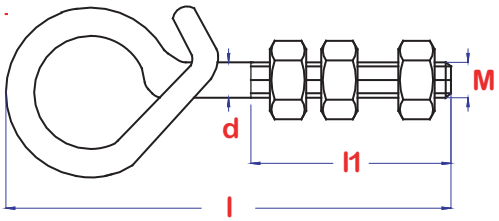

Z
zinc pl.

material : Steel	**materiaal :** Staal	**matière :** Acier	**Werkstoff :** Stahl
type : metric thread	**type :** metrisch	**type :** métrique	**Typ :** metrisch
surface : zinc plated	**oppervlak :** verzinkt	**surface :** zingué	**Oberfläche :** verzinkt

Technical properties / Technische gegevens /
Données techniques / Technische Daten

M x l	art code	EAN	BOX	KG/ BOX	d	l1
12 x 160	G1180,12160 Z	5410439141345	10	0,25	10,7	80
12 x 180	G1180,12180 Z	5410439141352	10	0,27	10,7	80
12 x 250	G1180,12250 Z	5410439141369	10	0,32	10,7	160

E

pgb - 000BK

Beam clamp

BEAM CLAMP

BALKKLEM

CRAPAUD

TRÄGERKLAMMER

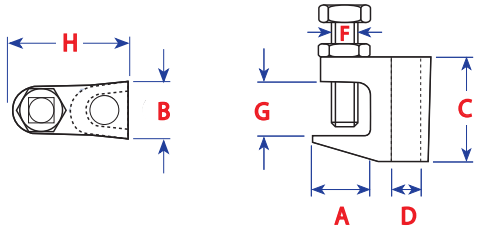

Z zinc pl.

material : Cast iron	**materiaal :** Gietijzer	**matière :** Acier maléable	**Werkstoff :** Gussstahl
type : TKN8 with tapped hole	**type :** TKN8 met getapt gat	**type :** TKN8 avec trou taraudé	**Typ :** TKN8 mit Gewindeloch
surface : zinc plated	**oppervlak :** verzinkt	**surface :** zingué	**Oberfläche :** verzinkt

Technical properties / Technische gegevens /
Données techniques / Technische Daten

D x	art code	EAN	BOX	KG/ BOX	load	A	B	C	D	F	G	H
6 x	000BK,0806 Z		50	2,03	1200N	21	19	35	M 6	M 8	18	38
8 x	000BK,0808 Z		50	2,03	1200N	21	19	35	M 8	M 8	18	38

E

Z zinc pl.

material : Cast iron	**materiaal :** Gietijzer	**matière :** Acier maléable	**Werkstoff :** Gussstahl
type : TKN8 with drilled hole	**type :** TKN8 met geboord gat	**type :** TKN8 avec trou foré	**Typ :** TKN8 mit Bohrloch
surface : zinc plated	**oppervlak :** verzinkt	**surface :** zingué	**Oberfläche :** verzinkt

Technical properties / Technische gegevens /
Données techniques / Technische Daten

D x	art code	EAN	BOX	KG/ BOX	load	A	B	C	D	F	G	H
7 x	000BK,0807 Z		50	2,03	1200N	21	19	35	7	M 8	18	38
9 x	000BK,0809 Z		50	2,03	1200N	21	19	35	9	M 8	18	38

Z zinc pl.

material : Cast iron	**materiaal :** Gietijzer	**matière :** Acier maléable	**Werkstoff :** Gussstahl
type : TK10 with tapped hole	**type :** TK10 met getapt gat	**type :** TK10 avec trou taraudé	**Typ :** TK10 mit Gewindeloch
surface : zinc plated	**oppervlak :** verzinkt	**surface :** zingué	**Oberfläche :** verzinkt

Technical properties / Technische gegevens /
Données techniques / Technische Daten

D x	art code	EAN	BOX	KG/ BOX	load	A	B	C	D	F	G	H
6 x	000BK,1006 Z		50	3,68	2500N	29	21	45	M 6	M10	23	50
8 x	000BK,1008 Z		50	3,68	2500N	29	21	45	M 8	M10	23	50
10 x	000BK,1010 Z		50	3,58	2500N	23	21	42	M10	M10	20	44

Z zinc pl.

material : Cast iron	**materiaal :** Gietijzer	**matière :** Acier maléable	**Werkstoff :** Gussstahl
type : TK10 with drilled hole	**type :** TK10 met geboord gat	**type :** TK10 avec trou foré	**Typ :** TK10 mit Bohrloch
surface : zinc plated	**oppervlak :** verzinkt	**surface :** zingué	**Oberfläche :** verzinkt

Technical properties / Technische gegevens /
Données techniques / Technische Daten

D x	art code	EAN	BOX	KG/ BOX	load	A	B	C	D	F	G	H
7 x	000BK,1007 Z		50	3,68	2500N	29	21	45	7	M10	23	50
9 x	000BK,1009 Z		50	3,68	2500N	29	21	45	9	M10	23	50
11 x	000BK,1011 Z		50	3,58	2500N	23	21	42	11	M10	20	44

Z zinc pl.

material : Cast iron	**materiaal :** Gietijzer	**matière :** Acier maléable	**Werkstoff :** Gussstahl
type : TK12 with tapped hole	**type :** TK12 met getapt gat	**type :** TK12 avec trou taraudé	**Typ :** TK12 mit Gewindeloch
surface : zinc plated	**oppervlak :** verzinkt	**surface :** zingué	**Oberfläche :** verzinkt

Technical properties / Technische gegevens /
Données techniques / Technische Daten

D x	art code	EAN	BOX	KG/ BOX	load	A	B	C	D	F	G	H
12 x	000BK,1212 Z		50	5,40	3500N	32	23,5	54	M12	M10	26	58

Z zinc pl.

material : Cast iron	**materiaal :** Gietijzer	**matière :** Acier maléable	**Werkstoff :** Gussstahl
type : TK12 with drilled hole	**type :** TK12 met geboord gat	**type :** TK12 avec trou foré	**Typ :** TK12 mit Bohrloch
surface : zinc plated	**oppervlak :** verzinkt	**surface :** zingué	**Oberfläche :** verzinkt

Technical properties / Technische gegevens /
Données techniques / Technische Daten

D x	art code	EAN	BOX	KG/ BOX	load	A	B	C	D	F	G	H
13 x	000BK,1213 Z		50	5,40	3500N	32	23,5	54	13	M10	26	58

Z zinc pl.

material : Cast iron	**materiaal :** Gietijzer	**matière :** Acier maléable	**Werkstoff :** Gussstahl
type : TK16 with tapped hole	**type :** TK16 met getapt gat	**type :** TK16 avec trou taraudé	**Typ :** TK16 mit Gewindeloch
surface : zinc plated	**oppervlak :** verzinkt	**surface :** zingué	**Oberfläche :** verzinkt

Technical properties / Technische gegevens / Données techniques / Technische Daten

D x	art code	EAN	BOX	KG/ BOX	load	A	B	C	D	F	G	H
10 x	000BK,1610 Z		50	7,95	5500N	26	29,5	58	M10	M12	28	58
12 x	000BK,1612 Z		50	7,95	5500N	26	29,5	58	M12	M12	28	58
16 x	000BK,1616 Z		50	7,95	5500N	26	29,5	58	M16	M12	28	58

Z zinc pl.

material : Cast iron	**materiaal :** Gietijzer	**matière :** Acier maléable	**Werkstoff :** Gussstahl
type : TK16 with drilled hole	**type :** TK16 met geboord gat	**type :** TK16 avec trou foré	**Typ :** TK16 mit Bohrloch
surface : zinc plated	**oppervlak :** verzinkt	**surface :** zingué	**Oberfläche :** verzinkt

Technical properties / Technische gegevens / Données techniques / Technische Daten

D x	art code	EAN	BOX	KG/ BOX	load	A	B	C	D	F	G	H
11 x	000BK,1611 Z		50	7,95	5500N	26	29,5	58	11	M12	28	58
13 x	000BK,1613 Z		50	7,95	5500N	26	29,5	58	13	M12	28	58
17 x	000BK,1617 Z		50	7,95	5500N	26	29,5	58	17	M12	28	58

E

Z zinc pl.

material : Cast iron	**materiaal :** Gietijzer	**matière :** Acier maléable	**Werkstoff :** Gussstahl
type : TK16 with drilled hole	**type :** TKC met geboord gat	**type :** TK16 avec trou foré	**Typ :** TKC mit Bohrloch
surface : zinc plated	**oppervlak :** verzinkt	**surface :** zingué	**Oberfläche :** verzinkt

Technical properties / Technische gegevens / Données techniques / Technische Daten

D x	art code	EAN	BOX	KG/ BOX	load	A	B	C	D	F	G	H
13 x	000BK,TKC13 Z		50	13,78	3500N	44	55	78	13	M12	45	71,5

LINDAPTER

STEELWORK FIXINGS - STAALCONSTRUCTIES - CHARPENTES METALLIQUES
TRÄGERKLEMMVERBINDUNG



LINDAPTER STEELWORK FIXING

LINDAPTER STAALCONSTRUCTIES

LINDAPTER CHARPENTES MÉTALLIQUES

LINDAPTER TRÄGERKLEMMVERBINDUNG

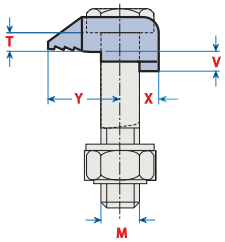



Z
zinc pl.

material : Malleable iron	**materiaal :** Gietijzer	**matière :** Fonte malléable	**Werkstoff :** Temperguss
type : type A short	**type :** type A kort	**type :** type A court	**Typ :** Typ A kurz
surface : zinc plated	**oppervlak :** verzinkt	**surface :** zingué	**Oberfläche :** verzinkt

Technical properties / Technische gegevens /
Données techniques / Technische Daten

M	art code	EAN	BOX	KG/ BOX	T	V	X	Y
10	LINA10S Z	5051324000417	100	3,20	5	4	11	20
12	LINA12S Z	5051324000493	100	5,70	6	4,5	13	26
16	LINA16S Z	5051324000592	50	2,28	8	5,5	16	30
20	LINA20S Z	5051324000684	50	4,00	10	7	19	36
24	LINA24SW Z	5051324000769	20	1,76	12	9	25	48

E

VV
hdg

material : Malleable iron	**materiaal :** Gietijzer	**matière :** Fonte malléable	**Werkstoff :** Temperguss
type : type A short	**type :** type A kort	**type :** type A court	**Typ :** Typ A kurz
surface : hot dipped galvanised	**oppervlak :** thermisch verzinkt	**surface :** galv. à chaud	**Oberfläche :** feuerverzinkt

Technical properties / Technische gegevens /
Données techniques / Technische Daten

M	art code	EAN	BOX	KG/ BOX	T	V	X	Y
10	LINA10S VV	5051324000424	100	3,20	5	4	11	20
12	LINA12SW VV	5051324000516	100	5,70	6	4,5	13	26
16	LINA16SW VV	5051324000615	50	2,93	8	5,5	16	30
20	LINA20SW VV	5051324000714	50	5,38	10	7	19	36
24	LINA24SW VV	5051324000776	20	1,76	12	9	25	48

LINDAPTER STEELWORK FIXING

LINDAPTER STAALCONSTRUCTIES

LINDAPTER CHARPENTES MÉTALLIQUES

LINDAPTER TRÄGERKLEMMVERBINDUNG

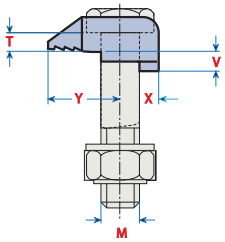



Z
zinc pl.

material : Malleable iron	**materiaal :** Gietijzer	**matière :** Fonte malléable	**Werkstoff :** Temperguss
type : type A medium	**type :** type A medium	**type :** type A medium	**Typ :** Typ A mittel
surface : zinc plated	**oppervlak :** verzinkt	**surface :** zingué	**Oberfläche :** verzinkt

Technical properties / Technische gegevens /
Données techniques / Technische Daten

M	art code	EAN	BOX	KG/ BOX	T	V	X	Y
8	LINA08M Z	5051324000356	100	1,80	4	4	8	16
10	LINA10M Z	5051324000394	100	3,20	5	5	11	20
12	LINA12M Z	5051324000462	100	5,80	6	6	13	26
16	LINA16M Z	5051324000561	50	2,35	8	8	16	30
20	LINA20M Z	5051324000653	50	4,00	10	10	19	36
24	LINA24MW Z	5051324000745	20	1,80	12	12	25	48

E

VV
hdg

material : Malleable iron	**materiaal :** Gietijzer	**matière :** Fonte malléable	**Werkstoff :** Temperguss
type : type A medium	**type :** type A medium	**type :** type A moyen	**Typ :** Typ A mittel
surface : hot dipped galvanised	**oppervlak :** thermisch verzinkt	**surface :** galv. à chaud	**Oberfläche :** feuerverzinkt

Technical properties / Technische gegevens /
Données techniques / Technische Daten

M	art code	EAN	BOX	KG/ BOX	T	V	X	Y
8	LINA08M VV	5051324000363	100	1,80	4	4	8	16
10	LINA10M VV	5051324000400	100	3,20	5	5	11	20
12	LINA12MW VV	5051324000486	100	5,80	6	6	13	26
16	LINA16MW VV	5051324000585	50	2,88	8	8	16	30
20	LINA20MW VV	5051324000677	50	5,38	10	10	19	36
24	LINA24MW VV	5051324000752	20	1,80	12	12	25	48

LINDAPTER STEELWORK FIXING

LINDAPTER STAALCONSTRUCTIES

LINDAPTER CHARPENTES MÉTALLIQUES

LINDAPTER TRÄGERKLEMMVERBINDUNG

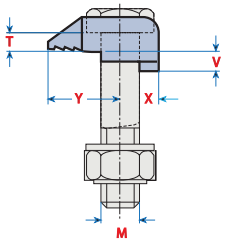



Z
zinc pl.

material : Malleable iron	**materiaal :** Gietijzer	**matière :** Fonte malléable	**Werkstoff :** Temperguss
type : type A long	**type :** type A lang	**type :** type A long	**Typ :** Typ A lang
surface : zinc plated	**oppervlak :** verzinkt	**surface :** zingué	**Oberfläche :** verzinkt

Technical properties / Technische gegevens /
Données techniques / Technische Daten

M	art code	EAN	BOX	KG/ BOX	T	V	X	Y
10	LINA10L Z		100	3,40	5	7	11	20
12	LINA12L Z	5051324000448	100	6,10	6	9,5	13	26
16	LINA16L Z	5051324000530	50	2,45	8	11	16	30
20	LINA20L Z	5051324000622	50	4,00	10	12,5	19	36
24	LINA24LW Z	5051324000721	20	1,84	12	16	25	48

E

VV
hdg

material : Malleable iron	**materiaal :** Gietijzer	**matière :** Fonte malléable	**Werkstoff :** Temperguss
type : type A long	**type :** type A lang	**type :** type A long	**Typ :** Typ A lang
surface : hot dipped galvanised	**oppervlak :** thermisch verzinkt	**surface :** galv. à chaud	**Oberfläche :** feuerverzinkt

Technical properties / Technische gegevens /
Données techniques / Technische Daten

M	art code	EAN	BOX	KG/ BOX	T	V	X	Y
10	LINA10L VV	5051324000387	100	3,40	5	7	11	20
12	LINA12LW VV	5051324000455	100	6,10	6	9,5	13	26
16	LINA16LW VV	5051324000554	50	3,05	8	11	16	30
20	LINA20LW VV	5051324000646	50	5,38	10	12,5	19	36
24	LINA24LW VV	5051324000738	20	1,84	12	16	25	48

LINDAPTER STEELWORK FIXING

LINDAPTER STAALCONSTRUCTIES

LINDAPTER CHARPENTES MÉTALLIQUES

LINDAPTER TRÄGERKLEMMVERBINDUNG

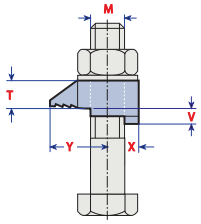



Z
zinc pl.

material : Malleable iron	**materiaal :** Gietijzer	**matière :** Fonte malléable	**Werkstoff :** Temperguss
type : type B short	**type :** type B kort	**type :** type B court	**Typ :** Typ B kurz
surface : zinc plated	**oppervlak :** verzinkt	**surface :** zingué	**Oberfläche :** verzinkt

Technical properties / Technische gegevens /
Données techniques / Technische Daten

M	art code	EAN	BOX	KG/ BOX	T	V	X	Y
10	LINB10S Z	5051324001285	100	3,90	10	4	11	20
12	LINB12S Z	5051324001384	100	7,20	12	4,5	13	26
16	LINB16S Z	5051324001483	50	2,95	16	5,5	16	30
20	LINB20S Z	5051324001582	50	4,83	20	7	19	36
24	LINB24S Z	5051324001650	20	1,83	24	9	25	48

E

VV
hdg

material : Malleable iron	**materiaal :** Gietijzer	**matière :** Fonte malléable	**Werkstoff :** Temperguss
type : type B short	**type :** type B kort	**type :** type B court	**Typ :** Typ B kurz
surface : hot dipped galvanised	**oppervlak :** thermisch verzinkt	**surface :** galv. à chaud	**Oberfläche :** feuerverzinkt

Technical properties / Technische gegevens /
Données techniques / Technische Daten

M	art code	EAN	BOX	KG/ BOX	T	V	X	Y
10	LINB10S VV	5051324001292	100	3,90	10	4	11	20
12	LINB12S VV	5051324001407	100	7,20	12	4,5	13	26
16	LINB16S VV	5051324001506	50	3,25	16	5,5	16	30
20	LINB20S VV	5051324001605	25	1,34	20	7	19	36
24	LINB24S VV	5051324001667	20	1,83	24	9	25	48

LINDAPTER STEELWORK FIXING

LINDAPTER STAALCONSTRUCTIES

LINDAPTER CHARPENTES MÉTALLIQUES

LINDAPTER TRÄGERKLEMMVERBINDUNG

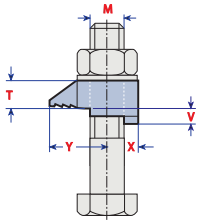



Z
zinc pl.

material : Malleable iron	**materiaal :** Gietijzer	**matière :** Fonte malléable	**Werkstoff :** Temperguss
type : type B medium	**type :** type B medium	**type :** type B moyen	**Typ :** Typ B mittel
surface : zinc plated	**oppervlak :** verzinkt	**surface :** zingué	**Oberfläche :** verzinkt

Technical properties / Technische gegevens /
Données techniques / Technische Daten

M	art code	EAN	BOX	KG/ BOX	T	V	X	Y
8	LINB08M Z	5051324001223	100	2,00	8	4	8	16
10	LINB10M Z	5051324001261	100	3,90	10	5	11	20
12	LINB12M Z	5051324001346	100	6,90	12	6	13	26
16	LINB16M Z	5051324001452	50	2,98	16	8	16	30
20	LINB20M Z	5051324001544	50	5,05	20	10	19	36
24	LINB24M Z	5051324001636	20	1,84	24	12	25	48

E

VV
hdg

material : Malleable iron	**materiaal :** Gietijzer	**matière :** Fonte malléable	**Werkstoff :** Temperguss
type : type B medium	**type :** type B medium	**type :** type B moyen	**Typ :** Typ B mittel
surface : hot dipped galvanised	**oppervlak :** thermisch verzinkt	**surface :** galv. à chaud	**Oberfläche :** feuerverzinkt

Technical properties / Technische gegevens /
Données techniques / Technische Daten

M	art code	EAN	BOX	KG/ BOX	T	V	X	Y
8	LINB08M VV	5051324001230	100	2,00	8	4	8	16
10	LINB10M VV	5051324001278	100	3,90	10	5	11	20
12	LINB12M VV	5051324001377	100	6,90	12	6	13	26
16	LINB16M VV	5051324001476	50	3,45	16	8	16	30
20	LINB20M VV	5051324001575	25	1,34	20	10	19	36
24	LINB24M VV	5051324001643	20	1,84	24	12	25	48

LINDAPTER STEELWORK FIXING

LINDAPTER STAALCONSTRUCTIES

LINDAPTER CHARPENTES MÉTALLIQUES

LINDAPTER TRÄGERKLEMMVERBINDUNG

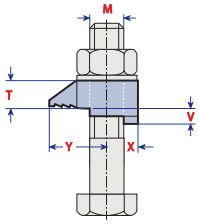



Z
zinc pl.

material : Malleable iron	**materiaal :** Gietijzer	**matière :** Fonte malléable	**Werkstoff :** Temperguss
type : type B long	**type :** type B lang	**type :** type B long	**Typ :** Typ B lang
surface : zinc plated	**oppervlak :** verzinkt	**surface :** zingué	**Oberfläche :** verzinkt

Technical properties / Technische gegevens /
Données techniques / Technische Daten

M	art code	EAN	BOX	KG/ BOX	T	V	X	Y
10	LINB10L Z		100	4,10	10	7	11	20
12	LINB12L Z		100	7,30	12	9,5	13	26
16	LINB16L Z	5051324001414	50	3,10	16	11	16	30
20	LINB20L Z	5051324001513	50	5,05	20	12,5	19	36
24	LINB24L Z	5051324001612	20	1,86	24	16	25	48

E

VV
hdg

material : Malleable iron	**materiaal :** Gietijzer	**matière :** Fonte malléable	**Werkstoff :** Temperguss
type : type B long	**type :** type B lang	**type :** type B long	**Typ :** Typ B lang
surface : hot dipped galvanised	**oppervlak :** thermisch verzinkt	**surface :** galv. à chaud	**Oberfläche :** feuerverzinkt

Technical properties / Technische gegevens /
Données techniques / Technische Daten

M	art code	EAN	BOX	KG/ BOX	T	V	X	Y
10	LINB10L VV	5051324001254	100	4,10	10	7	11	20
12	LINB12L VV	5051324001322	100	7,30	12	9,5	13	26
16	LINB16L VV	5051324001445	50	3,10	16	11	16	30
20	LINB20L VV	5051324001537	25	1,57	20	12,5	19	36
24	LINB24L VV	5051324001629	20	1,86	24	16	25	48

LINDAPTER STEELWORK FIXING

LINDAPTER STAALCONSTRUCTIES

LINDAPTER CHARPENTES MÉTALLIQUES

LINDAPTER TRÄGERKLEMMVERBINDUNG

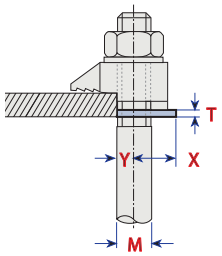

Z
zinc pl.

material : Mild steel	**materiaal :** Zacht staal	**matière :** Acier doux	**Werkstoff :** Flachstahl
type : type CW	**type :** type CW	**type :** type CW	**Typ :** Typ CW
surface : zinc plated	**oppervlak :** verzinkt	**surface :** zingué	**Oberfläche :** verzinkt

Technical properties / Technische gegevens /
Données techniques / Technische Daten

M	art code	EAN	BOX	KG/ BOX	T	X	Y	Y
8	LINCW08 Z	5051324002220	500	7,50	2	9,5	4	48
10	LINCW10 Z		250	3,75	2	14	5	48
12	LINCW12 Z		250	7,50	2,5	19,5	6	48
16	LINCW16 Z	5051324002305	250	9,68	3	17,5	8	48
20	LINCW20 Z	5051324002329	100	3,20	4	22	10	48
24	LINCW24 Z	5051324002350	100	5,31	4	29	12	48

E

VV
hdg

material : Mild steel	**materiaal :** Zacht staal	**matière :** Acier doux	**Werkstoff :** Flachstahl
type : type CW	**type :** type CW	**type :** type CW	**Typ :** Typ CW
surface : hot dipped galvanised	**oppervlak :** thermisch verzinkt	**surface :** galv. à chaud	**Oberfläche :** feuerverzinkt

Technical properties / Technische gegevens /
Données techniques / Technische Daten

M	art code	EAN	BOX	KG/ BOX	T	X	Y	Y
10	LINCW10 VV	5051324002251	250	3,88	2	14	5	48
12	LINCW12 VV	5051324002282	250	8,75	2,5	19,5	6	48
16	LINCW16 VV	5051324002312	250	10,63	3	17,5	8	48
20	LINCW20 VV	5051324002343	100	3,20	4	22	10	48
24	LINCW24 VV	5051324002367	100	5,31	4	29	12	48

LINDAPTER STEELWORK FIXING

LINDAPTER STAALCONSTRUCTIES

LINDAPTER CHARPENTES MÉTALLIQUES

LINDAPTER TRÄGERKLEMMVERBINDUNG

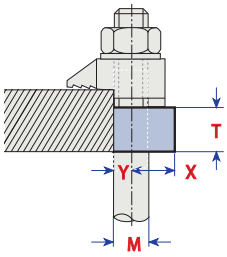

Z zinc pl.

material : Mild steel	**materiaal :** Zacht staal	**matière :** Acier doux	**Werkstoff :** Flachstahl
type : type P1 short	**type :** type P1 kort	**type :** type P1 court	**Typ :** Typ P1 kurz
surface : zinc plated	**oppervlak :** verzinkt	**surface :** zingué	**Oberfläche :** verzinkt

Technical properties / Technische gegevens /
Données techniques / Technische Daten

M	art code	EAN	BOX	KG/ BOX	T	X	Y	Y
8	LINP1S08 Z	5051324009069	500	12,50	4	10	4	48
10	LINP1S10 Z	5051324009076	250	6,25	5	13	5	48
12	LINP1S12 Z	5051324009090	200	6,40	6	16	6	48
16	LINP1S16 Z	5051324009113	100	3,18	8	21	8	48
20	LINP1S20 Z	5051324009137	100	5,30	10	23	10	48
24	LINP1S24 Z	5051324009151	50	3,45	12	32	12	48

E

VV hdg

material : Mild steel	**materiaal :** Zacht staal	**matière :** Acier doux	**Werkstoff :** Flachstahl
type : type P1 short	**type :** type P1 kort	**type :** type P1 court	**Typ :** Typ P1 kurz
surface : hot dipped galvanised	**oppervlak :** thermisch verzinkt	**surface :** galv. à chaud	**Oberfläche :** feuerverzinkt

Technical properties / Technische gegevens /
Données techniques / Technische Daten

M x	art code	EAN	BOX	KG/ BOX	T	X	Y	Y
8 x	LINP1S08 VV	5051324009052	500	12,50	4	10	4	48
10 x	LINP1S10 VV	5051324009083	250	6,25	5	13	5	48
12 x	LINP1S12 VV	5051324009106	200	6,40	6	16	6	48
16 x	LINP1S16 VV	5051324009120	100	2,80	8	21	8	48
20 x	LINP1S20 VV	5051324009144	100	5,30	10	23	10	48
24 x	LINP1S24 VV	5051324009168	50	3,45	12	32	12	48

LINDAPTER STEELWORK FIXING

LINDAPTER STAALCONSTRUCTIES

LINDAPTER CHARPENTES MÉTALLIQUES

LINDAPTER TRÄGERKLEMMVERBINDUNG

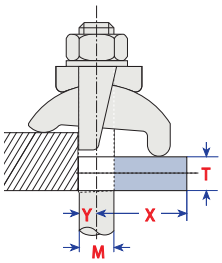

Z
zinc pl.

material : Mild steel	**materiaal :** Zacht staal	**matière :** Acier doux	**Werkstoff :** Flachstahl
type : type P1 long	**type :** type P1 lang	**type :** type P1 long	**Typ :** Typ P1 lang
surface : zinc plated	**oppervlak :** verzinkt	**surface :** zingué	**Oberfläche :** verzinkt

Technical properties / Technische gegevens /
Données techniques / Technische Daten

M	art code	EAN	BOX	KG/ BOX	T	X	Y	X	Y
10	LINP1L10 Z	5051324008956	100	1,70	5	24	5	22	53
12	LINP1L12 Z	5051324008970	100	2,90	6	32	6	22	53
16	LINP1L16 Z	5051324008994	100	5,90	8	40	8	22	53
20	LINP1L20 Z	5051324009014	50	2,50	10	47	10	22	53
24	LINP1L24 Z	5051324009038	20	0,86	12	64	12	22	53

E

VV
hdg

material : Mild steel	**materiaal :** Zacht staal	**matière :** Acier doux	**Werkstoff :** Flachstahl
type : type P1 long	**type :** type P1 lang	**type :** type P1 long	**Typ :** Typ P1 lang
surface : hot dipped galvanised	**oppervlak :** thermisch verzinkt	**surface :** galv. à chaud	**Oberfläche :** feuerverzinkt

Technical properties / Technische gegevens /
Données techniques / Technische Daten

M	art code	EAN	BOX	KG/ BOX	T	X	Y	X	Y
10	LINP1L10 VV	5051324008963	100	1,70	5	24	5	22	53
12	LINP1L12 VV	5051324008987	100	2,90	6	32	6	22	53
16	LINP1L16 VV	5051324009007	100	5,90	8	40	8	22	53
20	LINP1L20 VV	5051324009021	50	2,50	10	47	10	22	53
24	LINP1L24 VV	5051324009045	25	1,35	12	64	12	22	53

LINDAPTER STEELWORK FIXING

LINDAPTER STAALCONSTRUCTIES

LINDAPTER CHARPENTES MÉTALLIQUES

LINDAPTER TRÄGERKLEMMVERBINDUNG

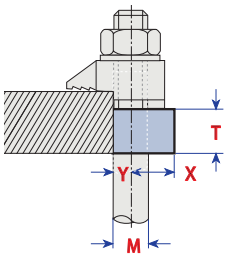

Z zinc pl.

material : Mild steel	**materiaal :** Zacht staal	**matière :** Acier doux	**Werkstoff :** Flachstahl
type : type P2 short	**type :** type P2 kort	**type :** type P2 court	**Typ :** Typ P2 kurz
surface : zinc plated	**oppervlak :** verzinkt	**surface :** zingué	**Oberfläche :** verzinkt

Technical properties / Technische gegevens /
Données techniques / Technische Daten

M	art code	EAN	BOX	KG/ BOX	T	X	Y	Y
8	LINP2S08 Z	5051324009328	250	5,63	8	10	4	48
10	LINP2S10 Z	5051324009335	100	1,40	10	13	5	48
12	LINP2S12 Z	5051324009359	100	2,70	12	16	6	48
16	LINP2S16 Z	5051324009373	100	5,30	16	21	8	48
20	LINP2S20 Z	5051324009397	50	2,53	20	23	10	48
24	LINP2S24 Z	5051324009410	25	1,44	24	32	12	48

E

VV hdg

material : Mild steel	**materiaal :** Zacht staal	**matière :** Acier doux	**Werkstoff :** Flachstahl
type : type P2 short	**type :** type P2 kort	**type :** type P2 court	**Typ :** Typ P2 kurz
surface : hot dipped galvanised	**oppervlak :** thermisch verzinkt	**surface :** galv. à chaud	**Oberfläche :** feuerverzinkt

Technical properties / Technische gegevens /
Données techniques / Technische Daten

M	art code	EAN	BOX	KG/ BOX	T	X	Y	Y
8	LINP2S08 VV	5051324012090	250	8,75	8	10	4	48
10	LINP2S10 VV	5051324009342	100	1,40	10	13	5	48
12	LINP2S12 VV	5051324009366	100	2,70	12	16	6	48
16	LINP2S16 VV	5051324009380	100	5,30	16	21	8	48
20	LINP2S20 VV	5051324009403	50	2,53	20	23	10	48
24	LINP2S24 VV	5051324009427	25	1,44	24	32	12	48

LINDAPTER STEELWORK FIXING

LINDAPTER STAALCONSTRUCTIES

LINDAPTER CHARPENTES MÉTALLIQUES

LINDAPTER TRÄGERKLEMMVERBINDUNG

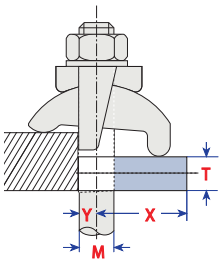

Z
zinc pl.

material : Mild steel	**materiaal :** Zacht staal	**matière :** Acier doux	**Werkstoff :** Flachstahl
type : type P2 long	**type :** type P2 lang	**type :** type P2 long	**Typ :** Typ P2 lang
surface : zinc plated	**oppervlak :** verzinkt	**surface :** zingué	**Oberfläche :** verzinkt

Technical properties / Technische gegevens /
Données techniques / Technische Daten

M	art code	EAN	BOX	KG/ BOX	T	X	Y	X	Y
10	LINP2L10 Z	5051324009212	100	1,90	10	24	5	22	53
12	LINP2L12 Z	5051324009236	100	5,90	12	32	6	22	53
16	LINP2L16 Z	5051324009250	50	2,98	16	40	8	22	53
20	LINP2L20 Z	5051324009274	25	1,24	20	47	10	22	53
24	LINP2L24 Z	5051324009298	20	2,52	24	64	12	22	53

E

VV
hdg

material : Mild steel	**materiaal :** Zacht staal	**matière :** Acier doux	**Werkstoff :** Flachstahl
type : type P2 long	**type :** type P2 lang	**type :** type P2 long	**Typ :** Typ P2 lang
surface : hot dipped galvanised	**oppervlak :** thermisch verzinkt	**surface :** galv. à chaud	**Oberfläche :** feuerverzinkt

Technical properties / Technische gegevens /
Données techniques / Technische Daten

M	art code	EAN	BOX	KG/ BOX	T	X	Y	X	Y
10	LINP2L10 VV	5051324009229	100	1,90	10	24	5	22	53
12	LINP2L12 VV	5051324009243	100	5,90	12	32	6	22	53
16	LINP2L16 VV	5051324009267	50	2,98	16	40	8	22	53
20	LINP2L20 VV	5051324009281	25	1,24	20	47	10	22	53
24	LINP2L24 VV	5051324009304	20	1,80	24	64	12	22	53

LINDAPTER STEELWORK FIXING

LINDAPTER STAALCONSTRUCTIES

LINDAPTER CHARPENTES MÉTALLIQUES

LINDAPTER TRÄGERKLEMMVERBINDUNG

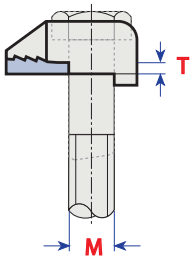

Z
zinc pl.

material : Mild steel	**materiaal :** Zacht staal	**matière :** Acier doux	**Werkstoff :** Flachstahl
type : type T	**type :** type T	**type :** type T	**Typ :** Typ T
surface : zinc plated	**oppervlak :** verzinkt	**surface :** zingué	**Oberfläche :** verzinkt

Technical properties / Technische gegevens /
Données techniques / Technische Daten

M	art code	EAN	BOX	KG/ BOX	T	X	Y	Y
10	LINT12 Z	5051324009922	500	27,50	3	32	12	48
16	LINT16 Z	5051324009946	500	47,50	4	32	12	48
20	LINT20 Z	5051324009960	250	21,88	5	32	12	48
24	LINT24 Z	5051324009984	100	9,40	6,5	32	12	48

E

VV
hdg

material : Mild steel	**materiaal :** Zacht staal	**matière :** Acier doux	**Werkstoff :** Flachstahl
type : type T	**type :** type T	**type :** type T	**Typ :** Typ T
surface : hot dipped galvanised	**oppervlak :** thermisch verzinkt	**surface :** galv. à chaud	**Oberfläche :** feuerverzinkt

Technical properties / Technische gegevens /
Données techniques / Technische Daten

M	art code	EAN	BOX	KG/ BOX	T	X	Y	Y
12	LINT12 VV	5051324009939	500	27,50	3	32	12	48
16	LINT16 VV	5051324009953	500	47,50	4	32	12	48
20	LINT20 VV	5051324009977	250	21,88	5	32	12	48
24	LINT24 VV	5051324009991	100	9,40	6,5	32	12	48

LINDAPTER STEELWORK FIXING

LINDAPTER STAALCONSTRUCTIES

LINDAPTER CHARPENTES MÉTALLIQUES

LINDAPTER TRÄGERKLEMMVERBINDUNG

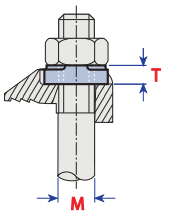

Z
zinc pl.

material : Mild steel	**materiaal :** Zacht staal	**matière :** Acier doux	**Werkstoff :** Flachstahl
type : type W	**type :** type W	**type :** type W	**Typ :** Typ W
surface : zinc plated	**oppervlak :** verzinkt	**surface :** zingué	**Oberfläche :** verzinkt

Technical properties / Technische gegevens /
Données techniques / Technische Daten

M	art code	EAN	BOX	KG/ BOX	T	X	Y	Y
8	LINW08 Z	5051324010799	1000	40,00	4	32	12	48
10	LINW10 Z	5051324010812	1000	60,00	5,5	32	12	48
12	LINW12 Z	5051324010836	500	25,00	6,5	32	12	48
16	LINW16 Z	5051324010850	500	45,00	8	32	12	48
20	LINW20 Z	5051324010874	250	26,25	9,5	32	12	48

E

VV
hdg

material : Mild steel	**materiaal :** Zacht staal	**matière :** Acier doux	**Werkstoff :** Flachstahl
type : type W	**type :** type W	**type :** type W	**Typ :** Typ W
surface : hot dipped galvanised	**oppervlak :** thermisch verzinkt	**surface :** galv. à chaud	**Oberfläche :** feuerverzinkt

Technical properties / Technische gegevens /
Données techniques / Technische Daten

M	art code	EAN	BOX	KG/ BOX	T	X	Y	Y
8	LINW08 VV	5051324010805	1000	40,00	4	32	12	48
10	LINW10 VV	5051324010829	1000	60,00	5,5	32	12	48
12	LINW12 VV	5051324010843	500	25,00	6,5	32	12	48
16	LINW16 VV	5051324010867	500	45,00	8	32	12	48
20	LINW20 VV	5051324010881	250	26,25	9,5	32	12	48

LINDAPTER STEELWORK FIXING

LINDAPTER STAALCONSTRUCTIES

LINDAPTER CHARPENTES MÉTALLIQUES

LINDAPTER TRÄGERKLEMMVERBINDUNG

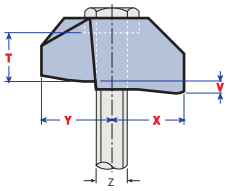

VV hdg

material : SG iron	**materiaal :** Gietijzer	**matière :** Acier doux	**Werkstoff :** Sphäroguss
type : type AF short	**type :** type AF kort	**type :** type AF court	**Typ :** Typ AF kurz
surface : hot dipped galvanised	**oppervlak :** thermisch verzinkt	**surface :** galv. à chaud	**Oberfläche :** feuerverzinkt

Technical properties / Technische gegevens /
Données techniques / Technische Daten

M	art code	EAN	BOX	KG/ BOX	T	V	X	Y
12	LINAF12S VV	5051324000172	25	1,18	17	5	27	27
16	LINAF16S VV	5051324000196	20	1,74	22	8	37	35
20	LINAF20S VV	5051324000219	10	0,54	25	10	39	40
24	LINAF24S VV	5051324000233	5	0,35	32	15	60	48

E

LINDAPTER STEELWORK FIXING

LINDAPTER STAALCONSTRUCTIES

LINDAPTER CHARPENTES MÉTALLIQUES

LINDAPTER TRÄGERKLEMMVERBINDUNG

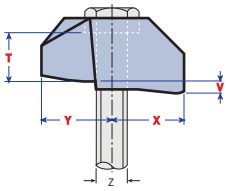

VV hdg

material : SG iron	**materiaal :** Gietijzer	**matière :** Acier doux	**Werkstoff :** Sphäroguss
type : type AF medium	**type :** type AF medium	**type :** type AF moyen	**Typ :** Typ AF mittel
surface : hot dipped galvanised	**oppervlak :** thermisch verzinkt	**surface :** galv. à chaud	**Oberfläche :** feuerverzinkt

Technical properties / Technische gegevens /
Données techniques / Technische Daten

M	art code	EAN	BOX	KG/ BOX	T	V	X	Y
12	LINAF12M VV	5051324000165	25	1,52	17	12,5	27	27
16	LINAF16M VV	5051324000189	20	1,84	22	15	37	35
20	LINAF20M VV	5051324000202	10	0,69	25	18	39	40
24	LINAF24M VV	5051324000226	5	0,41	32	30	60	48

E

LINDAPTER STEELWORK FIXING

LINDAPTER STAALCONSTRUCTIES

LINDAPTER CHARPENTES MÉTALLIQUES

LINDAPTER TRÄGERKLEMMVERBINDUNG

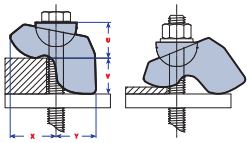



VV hdg

material : SG iron	**materiaal :** Gietijzer	**matière :** Acier malléable	**Werkstoff :** Sphäroguss
type : type AAF	**type :** type AAF	**type :** type AAF	**Typ :** Typ AAF
surface : hot dipped galvanised	**oppervlak :** thermisch verzinkt	**surface :** galv. à chaud	**Oberfläche :** feuerverzinkt

Technical properties / Technische gegevens /
Données techniques / Technische Daten

M	art code	EAN	BOX	KG/ BOX	U	V	X	Y	X	Y
12	LINAAF12 VV	5051324003852	20	1,52	26-42	5-26	27-49	25-34	49	48
16	LINAAF16 VV	5051324003869	10	0,91	35-46	6-30	31-58	34-50	49	48

E

LINDAPTER STEELWORK FIXING

LINDAPTER STAALCONSTRUCTIES

LINDAPTER CHARPENTES MÉTALLIQUES

LINDAPTER TRÄGERKLEMMVERBINDUNG

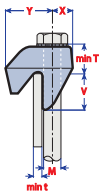

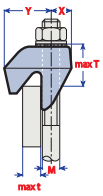

VV hdg

material : SG iron	**materiaal :** Gietijzer	**matière :** Acier doux	**Werkstoff :** Sphäroguss
type : type CF	**type :** type CF	**type :** type CF	**Typ :** Typ CF
surface : hot dipped galvanised	**oppervlak :** thermisch verzinkt	**surface :** galv. à chaud	**Oberfläche :** feuerverzinkt

Technical properties / Technische gegevens /
Données techniques / Technische Daten

M	art code	EAN	BOX	KG/ BOX	t	T	V	X	Y
12	LINCF12 VV	5051324001803	25	1,39	6-13	21-29	25	14	32
16	LINCF16 VV	5051324001810	20	1,71	8-16	25-33	32	18	44
20	LINCF20 VV	5051324001827	10	0,71	10-19	30-41	45	22	53

pgb - LN001

Steelwork fixings

LINDAPTER STEELWORK FIXING

LINDAPTER STAALCONSTRUCTIES

LINDAPTER CHARPENTES MÉTALLIQUES

LINDAPTER TRÄGERKLEMMVERBINDUNG

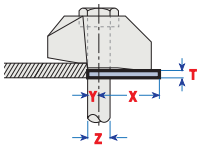

VV hdg

material : Mild steel	**materiaal :** Zacht staal	**matière :** Acier doux	**Werkstoff :** Flacgstahl
type : type AFCW	**type :** type AFCW	**type :** type AFCW	**Typ :** Typ AFCW
surface : hot dipped galvanised	**oppervlak :** thermisch verzinkt	**surface :** galv. à chaud	**Oberfläche :** feuerverzinkt

Technical properties / Technische gegevens /
Données techniques / Technische Daten

M	art code	EAN	BOX	KG/ BOX	T	X	Y	X	Y
12	LINAF12CW VV	5051324000004	250	14,18	2	33	6	22	53
16	LINAF16CW VV	5051324000011	200	14,00	2	40	8	22	53
20	LINAF20CW VV	5051324000028	200	16,40	2	40,5	10	22	53

E

LINDAPTER STEELWORK FIXING

LINDAPTER STAALCONSTRUCTIES

LINDAPTER CHARPENTES MÉTALLIQUES

LINDAPTER TRÄGERKLEMMVERBINDUNG

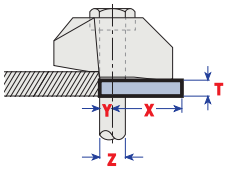

VV hdg

material : Mild steel	**materiaal :** Zacht staal	**matière :** Acier doux	**Werkstoff :** Flacgstahl
type : type AFP1	**type :** type AFP1	**type :** type AFP1	**Typ :** Typ AFP1
surface : hot dipped galvanised	**oppervlak :** thermisch verzinkt	**surface :** galv. à chaud	**Oberfläche :** feuerverzinkt

Technical properties / Technische gegevens /
Données techniques / Technische Daten

M	art code	EAN	BOX	KG/ BOX	T	X	Y	X	Y
12	LINAF12P1 VV	5051324000042	100	6,20	5	33	6	22	53
16	LINAF16P1 VV	5051324000059	200	38,72	5	42	8	22	53
20	LINAF20P1 VV	5051324000066	50	2,65	5	45,5	10	22	53
24	LINAF24P1 VV	5051324000073	25	1,51	5	73	12	22	53

E

VV hdg

material : Mild steel	**materiaal :** Zacht staal	**matière :** Acier doux	**Werkstoff :** Flacgstahl
type : type AFP2	**type :** type AFP2	**type :** type AFP2	**Typ :** Typ AFP2
surface : hot dipped galvanised	**oppervlak :** thermisch verzinkt	**surface :** galv. à chaud	**Oberfläche :** feuerverzinkt

Technical properties / Technische gegevens /
Données techniques / Technische Daten

M x	art code	EAN	BOX	KG/ BOX	T	X	Y	X	Y
12 x	LINAF12P2 VV	5051324000080	50	2,78	10	33	6	22	53
16 x	LINAF16P2 VV	5051324000097	50	4,30	10	42	8	22	53
20 x	LINAF20P2 VV	5051324000103	25	1,28	10	45,5	10	22	53
24 x	LINAF24P2 VV	5051324000110	10	0,49	10	73	12	22	53

pgb - LN001

Steelwork fixings

LINDAPTER STEELWORK FIXING

LINDAPTER STAALCONSTRUCTIES

LINDAPTER CHARPENTES MÉTALLIQUES

LINDAPTER TRÄGERKLEMMVERBINDUNG

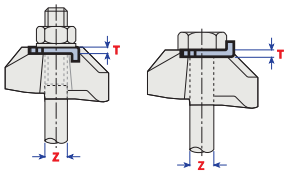

VV hdg

material : Mild steel	**materiaal :** Zacht staal	**matière :** Acier doux	**Werkstoff :** Flacgstahl
type : type AFW	**type :** type AFW	**type :** type AFW	**Typ :** Typ AFW
surface : hot dipped galvanised	**oppervlak :** thermisch verzinkt	**surface :** galv. à chaud	**Oberfläche :** feuerverzinkt

Technical properties / Technische gegevens /
Données techniques / Technische Daten

M	art code	EAN	BOX	KG/ BOX	T	X	Y	X	Y
12	LINAFW12 VV	5051324000127	500	52,50	5	73	12	22	53
16	LINAFW16 VV	5051324000134	250	13,75	5	73	12	22	53
20	LINAFW20 VV	5051324000141	250	23,75	6	73	12	22	53
24	LINAFW24 VV	5051324000158	100	9,70	10	73	12	22	53

E

LINDAPTER STEELWORK FIXING

LINDAPTER STAALCONSTRUCTIES

LINDAPTER CHARPENTES MÉTALLIQUES

LINDAPTER TRÄGERKLEMMVERBINDUNG

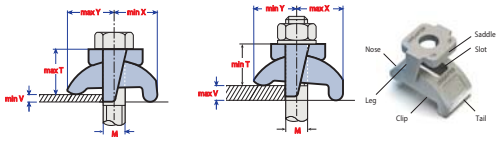

Z
zinc pl.

material : Malleable iron	**materiaal :** Gietijzer	**matière :** Fonte malléable	**Werkstoff :** Temperguss
type : type LR	**type :** type LR	**type :** type LR	**Typ :** Typ LR
surface : zinc plated	**oppervlak :** verzinkt	**surface :** zingué	**Oberfläche :** verzinkt

Technical properties / Technische gegevens /
Données techniques / Technische Daten

M	art code	EAN	BOX	KG/ BOX	T	V	X	Y	Y
10	LINLR10 Z	5051324007973	50	2,75	21-24	3-10	24-26	21-24	53
12	LINLR12 Z	5051324007997	50	4,30	25-29	3-12	25-31	26-29	53
16	LINLR16 Z	5051324008048	25	1,94	30-36	3-16	34-37	30-35	53
20	LINLR20 Z	5051324008062	10	0,57	41-48	3-20	46-51	42-49	53
24	LINLR24 Z	5051324008093	5	0,31	44-54	3-24	52-58	47-57	53

E

VV
hdg

material : Malleable iron	**materiaal :** Gietijzer	**matière :** Fonte malléable	**Werkstoff :** Temperguss
type : type LR	**type :** type LR	**type :** type LR	**Typ :** Typ LR
surface : hot dipped galvanised	**oppervlak :** thermisch verzinkt	**surface :** galv. à chaud	**Oberfläche :** feuerverzinkt

Technical properties / Technische gegevens /
Données techniques / Technische Daten

M x	art code	EAN	BOX	KG/ BOX	T	V	X	Y	Y
10 x	LINLR10 VV	5051324007980	50	2,75	21-24	3-10	24-26	21-24	53
12 x	LINLR12 VV	5051324008017	50	4,30	25-29	3-12	25-31	26-29	53
16 x	LINLR16 VV	5051324008055	25	1,94	30-36	3-16	34-37	30-35	53
20 x	LINLR20 VV	5051324008079	10	0,57	41-48	3-20	46-51	42-49	53
24 x	LINLR24 VV	5051324008109	5	0,31	44-54	3-24	52-58	47-57	53

LINDAPTER STEELWORK FIXING

LINDAPTER STAALCONSTRUCTIES

LINDAPTER CHARPENTES MÉTALLIQUES

LINDAPTER TRÄGERKLEMMVERBINDUNG

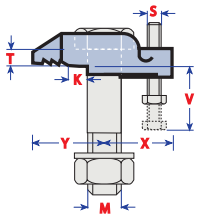



Z
zinc pl.

material : Malleable iron	**materiaal :** Gietijzer	**matière :** Fonte malléable	**Werkstoff :** Temperguss
type : type D2	**type :** type D2	**type :** type D2	**Typ :** Typ D2
surface : zinc plated	**oppervlak :** verzinkt	**surface :** zingué	**Oberfläche :** verzinkt

Technical properties / Technische gegevens /
Données techniques / Technische Daten

M	art code	EAN	BOX	KG/ BOX	S	T	V1	V2	X	Y
10	LIND210 Z	5051324002770	100	4,90	M 6	5	5-10	10-20	20	20
12	LIND212 Z	5051324002794	100	8,90	M 6	6	5-10	10-22	25	26
16	LIND216 Z	5051324002817	50	3,30	M 8	8	6,5-13	13-20	30	30
20	LIND220 Z		25	1,49	M10	10	8,5-17	17-24	35	36
24	LIND224 Z	5051324002855	10	0,54	M12	12	10-19	19-30	49	48

E

VV
hdg

material : Malleable iron	**materiaal :** Gietijzer	**matière :** Fonte malléable	**Werkstoff :** Temperguss
type : type D2	**type :** type D2	**type :** type D2	**Typ :** Typ D2
surface : hot dipped galvanised	**oppervlak :** vuurverzinkt	**surface :** galv. à chaud	**Oberfläche :** feuerverzinkt

Technical properties / Technische gegevens /
Données techniques / Technische Daten

M	art code	EAN	BOX	KG/ BOX	S	T	V1	V2	X	Y
10	LIND210 VV	5051324002787	100	4,90	M 6	5	5-10	10-20	20	20
12	LIND212 VV	5051324002800	100	8,90	M 6	6	5-10	10-22	25	26
16	LIND216 VV	5051324002824	50	3,30	M 8	8	6,5-13	13-20	30	30
20	LIND220 VV	5051324002848	25	1,49	M10	10	8,5-17	17-24	35	36
24	LIND224 VV	5051324002862	10	0,54	M12	12	10-19	19-30	49	48

LINDAPTER STEELWORK FIXING

LINDAPTER STAALCONSTRUCTIES

LINDAPTER CHARPENTES MÉTALLIQUES

LINDAPTER TRÄGERKLEMMVERBINDUNG

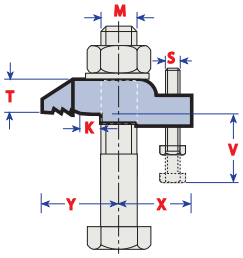

Z
zinc pl.

material : Malleable iron	**materiaal :** Gietijzer	**matière :** Fonte malléable	**Werkstoff :** Temperguss
type : type D3	**type :** type D3	**type :** type D3	**Typ :** Typ D3
surface : zinc plated	**oppervlak :** verzinkt	**surface :** zingué	**Oberfläche :** verzinkt

Technical properties / Technische gegevens /
Données techniques / Technische Daten

M	art code	EAN	BOX	KG/ BOX	S	T	V1	V2	X	Y
23	LIND312 Z	5051324002879	100	9,20	M 6	12	5-10	10-22	25	26
16	LIND316 Z	5051324002893	50	4,38	M 8	16	6,5-13	13-20	30	30

VV
hdg

material : Malleable iron	**materiaal :** Gietijzer	**matière :** Fonte malléable	**Werkstoff :** Temperguss
type : type D3	**type :** type D3	**type :** type D3	**Typ :** Typ D3
surface : hot dipped galvanised	**oppervlak :** vuurverzinkt	**surface :** galv. à chaud	**Oberfläche :** feuerverzinkt

Technical properties / Technische gegevens /
Données techniques / Technische Daten

M	art code	EAN	BOX	KG/ BOX	S	T	V1	V2	X	Y
12	LIND312 VV		100	9,20	M 6	12	5-10	10-22	25	26
16	LIND316 VV	5051324002909	50	4,38	M 8	16	6,5-13	13-20	30	30

LINDAPTER STEELWORK FIXING

LINDAPTER STAALCONSTRUCTIES

LINDAPTER CHARPENTES MÉTALLIQUES

LINDAPTER TRÄGERKLEMMVERBINDUNG

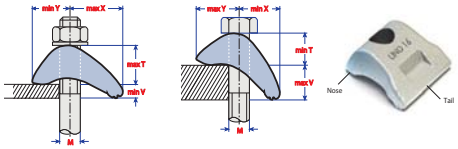

A4 inox

material : Cast stainless steel A4	**materiaal :** Inox 316	**matière :** Inox 316	**Werkstoff :** Edelstahl Stahlguss
type : type LS	**type :** type LS	**type :** type LS	**Typ :** Typ LS
surface : plain	**oppervlak :** blank	**surface :** brut	**Oberfläche :** roh

Technical properties / Technische gegevens /
Données techniques / Technische Daten

M	art code	EAN	BOX	KG/ BOX	T	V	X	Y	X	Y
10	LINLS10 A4	5051324011697	100	8,60	16-21	3-15	18-24	17-19	49	48
12	LINLS12 A4	5051324011703	50	3,15	17-23	3-20	18-29	16-22	49	48
16	LINLS16 A4	5051324011710	25	1,48	20-28	3-25	27-37	22-25	49	48
20	LINLS20 A4	5051324011727	20	1,36	23-32	3-30	25-42	24-31	49	48

LINDAPTER STEELWORK FIXING

LINDAPTER STAALCONSTRUCTIES

LINDAPTER CHARPENTES MÉTALLIQUES

LINDAPTER TRÄGERKLEMMVERBINDUNG

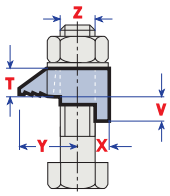



Z
zinc pl.

material : Malleable iron	**materiaal :** Gietijzer	**matière :** Fonte malléable	**Werkstoff :** Temperguss
type : type BR short	**type :** type BR kort	**type :** type BR court	**Typ :** Typ BR kurz
surface : zinc plated	**oppervlak :** verzinkt	**surface :** zingué	**Oberfläche :** verzinkt

Technical properties / Technische gegevens /
Données techniques / Technische Daten

M	art code	EAN	BOX	KG/ BOX	T	V	X	Y	X	Y
12	LINBR12S Z	5051324000936	100	7,60	13	4	13	26	49	48
16	LINBR16S Z	5051324000974	50	3,43	16	6	16	30	49	48
20	LINBR20S Z	5051324001018	25	1,34	19	7	19	36	49	48
24	LINBR24S Z		20	1,83	25	9	25	48	49	48

E

VV
hdg

material : Malleable iron	**materiaal :** Gietijzer	**matière :** Fonte malléable	**Werkstoff :** Temperguss
type : type BR short	**type :** type BR kort	**type :** type BR court	**Typ :** Typ BR kurz
surface : hot dipped galvanised	**oppervlak :** vuurverzinkt	**surface :** galv. à chaud	**Oberfläche :** feuerverzinkt

Technical properties / Technische gegevens /
Données techniques / Technische Daten

M	art code	EAN	BOX	KG/ BOX	T	V	X	Y	X	Y
12	LINBR12S VV	5051324000943	100	8,00	13	4	13	26	49	48
16	LINBR16S VV	5051324000981	50	3,43	16	6	16	30	49	48
20	LINBR20S VV	5051324001025	25	1,34	19	7	19	36	49	48
24	LINBR24S VV		20	1,83	25	9	25	48	49	48

LINDAPTER STEELWORK FIXING

LINDAPTER STAALCONSTRUCTIES

LINDAPTER CHARPENTES MÉTALLIQUES

LINDAPTER TRÄGERKLEMMVERBINDUNG

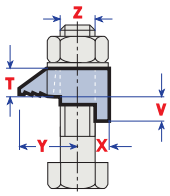



Z zinc pl.

material : Malleable iron	**materiaal :** Gietijzer	**matière :** Fonte malléable	**Werkstoff :** Temperguss
type : type BR medium	**type :** type BR medium	**type :** type BR moyen	**Typ :** Typ BR mittel
surface : zinc plated	**oppervlak :** verzinkt	**surface :** zingué	**Oberfläche :** verzinkt

Technical properties / Technische gegevens /
Données techniques / Technische Daten

M	art code	EAN	BOX	KG/ BOX	T	V	X	Y	X	Y
12	LINBR12M Z	5051324000912	100	8,10	13	6	13	26	49	48
16	LINBR16M Z	5051324000950	50	3,13	16	8	16	30	49	48
20	LINBR20M Z	5051324000998	25	1,44	19	10	19	36	49	48
24	LINBR24M Z		20	1,96	25	12	25	48	49	48

E

VV hdg

material : Malleable iron	**materiaal :** Gietijzer	**matière :** Fonte malléable	**Werkstoff :** Temperguss
type : type BR medium	**type :** type BR medium	**type :** type BR moyen	**Typ :** Typ BR mittel
surface : hot dipped galvanised	**oppervlak :** vuurverzinkt	**surface :** galv. à chaud	**Oberfläche :** feuerverzinkt

Technical properties / Technische gegevens /
Données techniques / Technische Daten

M	art code	EAN	BOX	KG/ BOX	T	V	X	Y	X	Y
12	LINBR12M VV	5051324000929	100	8,10	13	6	13	26	49	48
16	LINBR16M VV	5051324000967	50	3,13	16	8	16	30	49	48
20	LINBR20M VV	5051324001001	25	1,31	19	10	19	36	49	48
24	LINBR24M VV		20	1,96	25	12	25	48	49	48

pgb - LN001

Steelwork fixings

LINDAPTER STEELWORK FIXING

LINDAPTER STAALCONSTRUCTIES

LINDAPTER CHARPENTES MÉTALLIQUES

LINDAPTER TRÄGERKLEMMVERBINDUNG

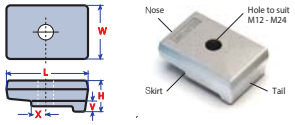

VV hdg

material : Malleable iron	**materiaal :** Gietstaal	**matière :** Fonte malléable	**Werkstoff :** Temperguss
type : type HD	**type :** type HD	**type :** type HD	**Typ :** Typ HD
surface : hot dipped galvanised	**oppervlak :** vuurverzinkt	**surface :** galv. à chaud	**Oberfläche :** feuerverzinkt

Technical properties / Technische gegevens /
Données techniques / Technische Daten

M	art code	EAN	BOX	KG/ BOX	T	V	X	Y	X	Y
20	LINHD20C03 S	5051324006563	20	2,25	25	12	25	48	49	48
20	LINHD20SP04 S	5051324006747	20	2,26	25	12	25	48	49	48

E

LINDAPTER STEELWORK FIXING

LINDAPTER STAALCONSTRUCTIES

LINDAPTER CHARPENTES MÉTALLIQUES

LINDAPTER TRÄGERKLEMMVERBINDUNG

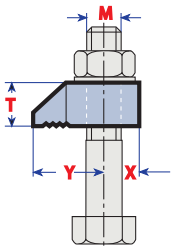



Z
zinc pl.

material : Malleable iron	**materiaal :** Gietstaal	**matière :** Fonte malléable	**Werkstoff :** Temperguss
type : type BSNT	**type :** type BSNT	**type :** type BSNT	**Typ :** Typ BSNT
surface : nc plated	**oppervlak :** verzinkt	**surface :** zingué	**Oberfläche :** verzinkt

Technical properties / Technische gegevens /
Données techniques / Technische Daten

M	art code	EAN	BOX	KG/ BOX	T	X	Y	Y	X	Y
12	LINBSNT12 Z	5051324001117	100	7,80	16	13	26	48	49	48
16	LINBSNT16 Z		50	3,98	20	16	30	48	49	48
20	LINBSNT20 Z		25	1,48	24	19	36	48	49	48
24	LINBSNT24 Z		10	0,59	32	25	48	48	49	48

E

VV
hdg

material : Malleable iron	**materiaal :** Gietstaal	**matière :** Fonte malléable	**Werkstoff :** Temperguss
type : type BSNT	**type :** type BSNT	**type :** type BSNT	**Typ :** Typ BSNT
surface : hot dipped galvanised	**oppervlak :** vuurverzinkt	**surface :** galv. à chaud	**Oberfläche :** feuerverzinkt

Technical properties / Technische gegevens /
Données techniques / Technische Daten

M	art code	EAN	BOX	KG/ BOX	T	X	Y	Y	X	Y
12	LINBSNT12 VV	5051324001124	100	7,80	16	13	26	48	49	48
16	LINBSNT16 VV		50	3,98	20	16	30	48	49	48
20	LINBSNT20 VV		25	1,48	24	19	36	48	49	48
24	LINBSNT24 VV		10	0,59	32	25	48	48	49	48

LINDAPTER STEELWORK FIXING

LINDAPTER STAALCONSTRUCTIES

LINDAPTER CHARPENTES MÉTALLIQUES

LINDAPTER TRÄGERKLEMMVERBINDUNG

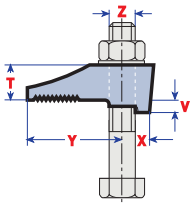



Z zinc pl.

material : Malleable iron	**materiaal :** Gietstaal	**matière :** Fonte malléable	**Werkstoff :** Temperguss
type : type BSLN	**type :** type BSLN	**type :** type BSLN	**Typ :** Typ BSLN
surface : zinc plated	**oppervlak :** verzinkt	**surface :** zingué	**Oberfläche :** verzinkt

Technical properties / Technische gegevens /
Données techniques / Technische Daten

M	art code	EAN	BOX	KG/ BOX	T	V	X	Y	X	Y
12	LINBSLN12 Z	5051324001094	50	3,70	17	6	15,5	45,5	49	48
16	LINBSLN16 Z	5051324001131	50	3,98	16	11	17	44	49	48

VV hdg

material : Malleable iron	**materiaal :** Gietstaal	**matière :** Fonte malléable	**Werkstoff :** Temperguss
type : type BSLN	**type :** type BSLN	**type :** type BSLN	**Typ :** Typ BSLN
surface : hot dipped galvanised	**oppervlak :** vuurverzinkt	**surface :** galv. à chaud	**Oberfläche :** feuerverzinkt

Technical properties / Technische gegevens /
Données techniques / Technische Daten

M	art code	EAN	BOX	KG/ BOX	T	V	X	Y	X	Y
12	LINBSLN12 VV	5051324001100	50	3,70	17	6	15,5	45,5	49	48
16	LINBSLN16 VV	5051324001148	50	3,98	16	11	17	44	49	48

LINDAPTER STEELWORK FIXING

LINDAPTER STAALCONSTRUCTIES

LINDAPTER CHARPENTES MÉTALLIQUES

LINDAPTER TRÄGERKLEMMVERBINDUNG

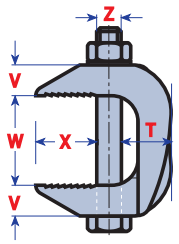

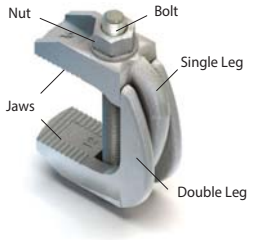

Z
zinc pl.

material : Malleable iron	**materiaal :** Gietstaal	**matière :** Fonte malléable	**Werkstoff :** Temperguss
type : type F9NC w.bolt	**type :** type F9NC met bout	**type :** type F9NC à boulon	**Typ :** Typ FPNC mit Schraube
surface : zinc plated	**oppervlak :** verzinkt	**surface :** zingué	**Oberfläche :** verzinkt

Technical properties / Technische gegevens /
Données techniques / Technische Daten

M	art code	EAN	BOX	KG/ BOX	T	V	W	X	X	Y
10	LINF910NC Z	5051324004590	25	1,66	19	13	19-42	25	49	48
12	LINF912NC Z	5051324004675	10	0,60	24	17	26-60	35	49	48
16	LINF916NC Z	5051324004750	5	0,25	28	21	29-69	43	49	48
20	LINF920NC Z	5051324004835	5	0,44	35	25	32-82	51	49	48
24	LINF924NC Z	5051324004910	5	1,11	55	38	45-95	76	49	48

E

VV
hdg

material : Malleable iron	**materiaal :** Gietstaal	**matière :** Fonte malléable	**Werkstoff :** Temperguss
type : type F9NC w.bolt	**type :** type F9NC met bout	**type :** type F9NC à boulon	**Typ :** Typ FPNC mit Schraube
surface : hot dipped galvanised	**oppervlak :** vuurverzinkt	**surface :** galv. à chaud	**Oberfläche :** feuerverzinkt

Technical properties / Technische gegevens /
Données techniques / Technische Daten

M	art code	EAN	BOX	KG/ BOX	T	V	W	X	X	Y
10	LINF910NC VV	5051324004606	25	1,66	19	13	19-42	25	49	48
12	LINF912NC VV	5051324004682	10	0,60	24	17	26-60	35	49	48
16	LINF916NC VV	5051324004767	5	0,25	28	21	35-69	43	49	48
20	LINF920NC VV	5051324004842	5	0,44	35	25	32-82	51	49	48
24	LINF924NC VV	5051324004927	2	0,18	55	38	45-95	76	49	48

LINDAPTER STEELWORK FIXING

LINDAPTER STAALCONSTRUCTIES

LINDAPTER CHARPENTES MÉTALLIQUES

LINDAPTER TRÄGERKLEMMVERBINDUNG

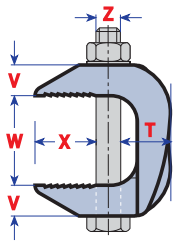



Z
zinc pl.

material : Malleable iron	**materiaal :** Gietstaal	**matière :** Fonte malléable	**Werkstoff :** Temperguss
type : type F9NB without bolt	**type :** type F9NB zonder bout	**type :** type F9NB sans boulon	**Typ :** Typ FPNB ohne Schraube
surface : zinc plated	**oppervlak :** verzinkt	**surface :** zingué	**Oberfläche :** verzinkt

Technical properties / Technische gegevens /
Données techniques / Technische Daten

M	art code	EAN	BOX	KG/ BOX	T	V	W	X	X	Y
10	LINF910NB Z	5051324004576	25	1,23	19	13	19-42	25	49	48
12	LINF912NB Z	5051324004651	10	0,44	24	17	26-60	35	49	48
16	LINF916NB Z	5051324004736	10	0,68	28	21	29-69	43	49	48
20	LINF920NB Z	5051324004811	5	0,29	35	25	32-82	51	49	48
24	LINF924NB Z	5051324004897	2	0,14	55	38	45-95	76	49	48

E

VV
hdg

material : Malleable iron	**materiaal :** Gietstaal	**matière :** Fonte malléable	**Werkstoff :** Temperguss
type : type F9NB without bolt	**type :** type F9NB zonder bout	**type :** type F9NB sans boulon	**Typ :** Typ FPNB ohne Schraube
surface : hot dipped galvanised	**oppervlak :** vuurverzinkt	**surface :** galv. à chaud	**Oberfläche :** feuerverzinkt

Technical properties / Technische gegevens /
Données techniques / Technische Daten

M	art code	EAN	BOX	KG/ BOX	T	V	W	X	X	Y
10	LINF910NB VV		25	1,23	19	13	19-42	25	49	48
12	LINF912NB VV		10	0,44	24	17	26-60	35	49	48
16	LINF916NB VV		10	0,68	28	21	29-69	43	49	48
20	LINF920NB VV		5	0,29	35	25	32-82	51	49	48
24	LINF924NB VV		2	0,14	55	38	45-95	76	49	48

LINDAPTER STEELWORK FIXING

LINDAPTER STAALCONSTRUCTIES

LINDAPTER CHARPENTES MÉTALLIQUES

LINDAPTER TRÄGERKLEMMVERBINDUNG

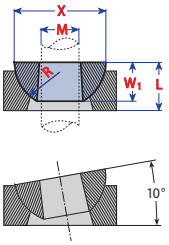

Z zinc pl.

material : Malleable iron	**materiaal :** Gietstaal	**matière :** Fonte malléable	**Werkstoff :** Temperguss
type : type HW	**type :** type HW	**type :** type HW	**Typ :** Typ HW
surface : zinc plated	**oppervlak :** verzinkt	**surface :** zingué	**Oberfläche :** verzinkt

Technical properties / Technische gegevens /
Données techniques / Technische Daten

M	art code	EAN	BOX	KG/ BOX	L	R	W1	X	X	Y
8	LINHW08 Z	5051324006907	250	10,63	-	-	10	22	49	48
10	LINHW10 Z		250	13,75	14	13	12	25	49	48
12	LINHW12 Z	5051324006945	100	2,70	16	14	12	29	49	48
16	LINHW16 Z	5051324006969	50	1,28	19	17	16	34	49	48
20	LINHW20 Z	5051324006983	25	0,69	24	22	19	44	49	48
24	LINHW24 Z	5051324007003	25	1,33	32	29	25	57	49	48

E

VV hdg

material : Malleable iron	**materiaal :** Gietstaal	**matière :** Fonte malléable	**Werkstoff :** Temperguss
type : type HW	**type :** type HW	**type :** type HW	**Typ :** Typ HW
surface : hot dipped galvanised	**oppervlak :** vuurverzinkt	**surface :** galv. à chaud	**Oberfläche :** feuerverzinkt

Technical properties / Technische gegevens /
Données techniques / Technische Daten

M	art code	EAN	BOX	KG/ BOX	L	R	W1	X	X	Y
8	LINHW08 VV	5051324006914	250	10,63	-	-	10	22	49	48
10	LINHW10 VV		250	13,75	14	13	12	25	49	48
12	LINHW12 VV	5051324006952	100	2,70	16	14	12	29	49	48
16	LINHW16 VV	5051324006976	100	5,10	19	17	16	34	49	48
20	LINHW20 VV	5051324006990	25	0,69	24	22	19	44	49	48
24	LINHW24 VV	5051324007010	25	1,33	32	29	25	57	49	48

LINDAPTER STEELWORK FIXING

LINDAPTER STAALCONSTRUCTIES

LINDAPTER CHARPENTES MÉTALLIQUES

LINDAPTER TRÄGERKLEMMVERBINDUNG

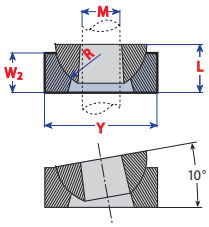

Z
zinc pl.

material : Malleable iron	**materiaal :** Gietstaal	**matière :** Fonte malléable	**Werkstoff :** Temperguss
type : type HC	**type :** type HC	**type :** type HC	**Typ :** Typ HC
surface : zinc plated	**oppervlak :** verzinkt	**surface :** zingué	**Oberfläche :** verzinkt

Technical properties / Technische gegevens /
Données techniques / Technische Daten

M	art code	EAN	BOX	KG/ BOX	L	R	W2	Y	X	Y
10	LINHC10 Z		250	23,75	14	13	12	32	49	48
12	LINHC12 Z	5051324006358	250	26,88	16	14	12	35	49	48
16	LINHC16 Z	5051324006372	100	8,10	19	17	16	41	49	48
20	LINHC20 Z	5051324006396	50	4,63	24	22	19	54	49	48
24	LINHC24 Z		25	2,39	32	29	25	67	49	48

E

VV
hdg

material : Malleable iron	**materiaal :** Gietstaal	**matière :** Fonte malléable	**Werkstoff :** Temperguss
type : type HC	**type :** type HC	**type :** type HC	**Typ :** Typ HC
surface : hot dipped galvanised	**oppervlak :** vuurverzinkt	**surface :** galv. à chaud	**Oberfläche :** feuerverzinkt

Technical properties / Technische gegevens /
Données techniques / Technische Daten

M	art code	EAN	BOX	KG/ BOX	L	R	W2	Y	X	Y
10	LINHC10 VV		250	23,75	14	13	12	32	49	48
12	LINHC12 VV	5051324006365	250	26,88	16	14	12	35	49	48
16	LINHC16 VV	5051324006389	100	8,10	19	17	16	41	49	48
20	LINHC20 VV	5051324006402	50	4,63	24	22	19	54	49	48
24	LINHC24 VV		25	2,39	32	29	25	67	49	48

LINDAPTER STEELWORK FIXING

LINDAPTER STAALCONSTRUCTIES

LINDAPTER CHARPENTES MÉTALLIQUES

LINDAPTER TRÄGERKLEMMVERBINDUNG

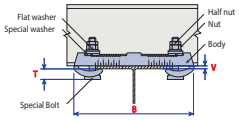

Z
zinc pl.

material : Forged steel	**materiaal :** Smeedstaal	**matière :** Acier forgé	**Werkstoff :** Geschmiederter Stahl
type : type FC	**type :** type FC	**type :** type FC	**Typ :** Typ FC
surface : zinc plated + JS500	**oppervlak :** verzinkt + JS500	**surface :** zingué + JS500	**Oberfläche :** verzinkt + JS500

Technical properties / Technische gegevens /
Données techniques / Technische Daten

M x	art code	EAN	BOX	KG/ BOX	B	T	V	Y	X	Y
16 x	LINFC16 Z	5051324003173	1	0,09	304	22-27	5-19	67	49	48

E

LINDAPTER

CAVITY FIXINGS - HOLLE RUIMTEN - SECTIONS CREUSES
HOHLRAUMBEFESTIGUNG

LINDAPTER CAVITY FIXING

LINDAPTER HOLLE RUIMTEN

LINDAPTER SECTIONS CREUSES

LINDAPTER HOHLRAUMBEFESTIGUNG

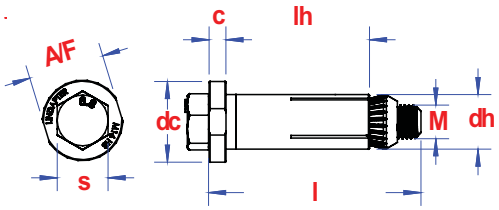

Z
zinc pl.

material : Steel	**materiaal :** Staal	**matière :** Acier	**Werkstoff :** Stahl
type : Hollo-bolt type HB	**type :** Hollo-bolt type HB	**type :** Hollo-bolt type HB	**Typ :** Hollo-bolt Typ HB
surface : zinc plated + JS500	**oppervlak :** verzinkt + JS500	**surface :** zingué + JS500	**Oberfläche :** verzinkt + JS500

Technical properties / Technische gegevens /
Données techniques / Technische Daten

M x l	art code	EAN	BOX	KG/ BOX	c	dc	dh	fixing	lh	A/F
8 x 50	LINHB08050 Z	5051324005887	100	5,50	5	22	14	03-22mm	30	19
8 x 70	LINHB08070 Z	5051324005900	100	7,50	5	22	14	22-41mm	49	19
8 x 90	LINHB08090 Z	5051324005924	50	2,75	5	22	14	41-60mm	68	19
10 x 55	LINHB10055 Z	5051324005955	50	2,43	6	29	18	03-22mm	30	24
10 x 70	LINHB10070 Z	5051324005979	50	3,25	6	29	18	22-41mm	48	24
10 x 90	LINHB10090 Z	5051324005993	50	3,90	6	29	18	41-60mm	67	24
12 x 60	LINHB12060 Z	5051324006020	50	3,35	7	32	20	03-25mm	35	30
12 x 80	LINHB12080 Z	5051324006044	25	1,25	7	32	20	25-47mm	57	30
12 x 100	LINHB12100 Z	5051324006068	25	1,69	7	32	20	47-69mm	79	30
16 x 75	LINHB16075 Z	5051324006082	25	1,80	8	38	26	12-29mm	41,5	36
16 x 100	LINHB16100 Z	5051324006105	25	2,50	8	38	26	29-50mm	63	36
16 x 120	LINHB16120 Z	5051324006129	20	1,78	8	38	26	50-71mm	84	36
20 x 90	LINHB20090 Z	5051324006198	10	0,61	10	51	33	12-34mm	50	46
20 x 120	LINHB20120 Z	5051324006211	10	0,77	10	51	33	34-60mm	76	46
20 x 150	LINHB20150 Z	5051324006235	10	0,93	10	51	33	60-86mm	102	46

VV hdg

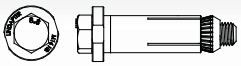

material : Steel	**materiaal :** Staal	**matière :** Acier	**Werkstoff :** Stahl
type : Hollo-bolt type HB	**type :** Hollo-bolt type HB	**type :** Hollo-bolt type HB	**Typ :** Hollo-bolt Typ HB
surface : hot dipped galvanised	**oppervlak :** vuurverzinkt	**surface :** galv. à chaud	**Oberfläche :** feuerverzinkt

Technical properties / Technische gegevens /
Données techniques / Technische Daten

M x l	art code	EAN	BOX	KG/ BOX	c	dc	dh	fixing	lh	A/F
8 x 50	LINHB08050 VV	5051324005894	100	5,50	5	22	14	03-22mm	30	19
8 x 70	LINHB08070 VV	5051324005917	100	7,50	5	22	14	22-41mm	49	19
8 x 90	LINHB08090 VV	5051324005931	50	2,75	5	22	14	41-60mm	68	19
10 x 55	LINHB10055 VV	5051324005962	50	2,43	6	29	18	03-22mm	30	24
10 x 70	LINHB10070 VV	5051324005986	50	3,25	6	29	18	22-41mm	48	24
10 x 90	LINHB10090 VV	5051324006006	50	3,90	6	29	18	41-60mm	67	24
12 x 60	LINHB12060 VV	5051324006037	50	3,35	7	32	20	03-25mm	35	30
12 x 80	LINHB12080 VV	5051324006051	25	1,25	7	32	20	25-47mm	57	30
12 x 100	LINHB12100 VV	5051324006075	25	1,69	7	32	20	47-69mm	79	30
16 x 75	LINHB16075 VV	5051324006099	25	1,80	8	38	26	12-29mm	41,5	36
16 x 100	LINHB16100 VV	5051324006112	25	2,50	8	38	26	29-50mm	63	36
16 x 120	LINHB16120 VV	5051324006136	20	1,78	8	38	26	50-71mm	84	36
20 x 90	LINHB20090 VV	5051324006204	10	0,61	10	51	33	12-34mm	50	46
20 x 120	LINHB20120 VV	5051324006228	10	0,77	10	51	33	34-60mm	76	46
20 x 150	LINHB20150 VV	5051324006242	10	0,93	10	51	33	60-86mm	102	46

E

A4 inox

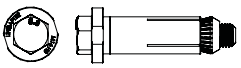

material : Stainless steel A4	**materiaal :** Inox A4	**matière :** Inox A4	**Werkstoff :** Edelstahl A4
type : Hollo-bolt type HB	**type :** Hollo-bolt type HB	**type :** Hollo-bolt type HB	**Typ :** Hollo-bolt Typ HB
surface : plain	**oppervlak :** blank	**surface :** brut	**Oberfläche :** roh

Technical properties / Technische gegevens /
Données techniques / Technische Daten

M x l	art code	EAN	BOX	KG/ BOX	c	dc	dh	fixing	lh	A/F
8 x 50	LINHB08050 A4	5051324005719	100	5,50	5	22	14	03-22mm	30	19
8 x 70	LINHB08070 A4	5051324005726	100	7,50	5	22	14	22-41mm	49	19
8 x 90	LINHB08090 A4	5051324005733	50	2,75	5	22	14	41-60mm	68	19
10 x 55	LINHB10055 A4	5051324005740	50	2,43	6	29	18	03-22mm	30	24
10 x 700	LINHB10070 A4	5051324005757	50	3,75	6	29	18	22-41mm	48	24
10 x 90	LINHB10090 A4	5051324005764	50	3,83	6	29	18	41-60mm	67	24
12 x 60	LINHB12060 A4	5051324005771	50	3,35	7	32	20	03-25mm	35	30
12 x 80	LINHB12080 A4	5051324005788	25	1,25	7	32	20	25-47mm	57	30
12 x 100	LINHB12100 A4	5051324005795	25	1,69	7	32	20	47-69mm	79	30
16 x 75	LINHB16075 A4	5051324005801	25	1,80	8	38	26	12-29mm	41,5	36
16 x 100	LINHB16100 A4	5051324005818	25	2,50	8	38	26	29-50mm	63	36
16 x 120	LINHB16120 A4	5051324005825	25	3,63	8	38	26	50-71mm	84	36
20 x 90	LINHB20090 A4	5051324005832	10	0,61	10	51	33	12-34mm	50	46
20 x 120	LINHB20120 A4	5051324005849	10	0,77	10	51	33	34-60mm	76	46
20 x 150	LINHB20150 A4	5051324005856	10	0,93	10	51	33	60-86mm	102	46

LINDAPTER CAVITY FIXING

LINDAPTER HOLLE RUIMTEN

LINDAPTER SECTIONS CREUSES

LINDAPTER HOHLRAUMBEFESTIGUNG

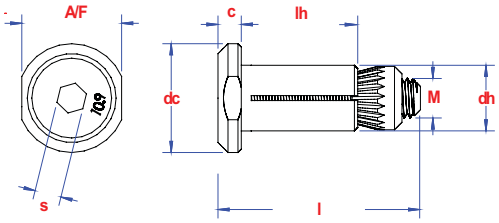

Z
zinc pl.

material : Steel	**materiaal :** Staal	**matière :** Acier	**Werkstoff :** Stahl
type : Hollo-bolt type HBCSK	**type :** Hollo-bolt type HBCSK	**type :** Hollo-bolt type HBCSK	**Typ :** Hollo-bolt Typ HBCSK
surface : zinc plated + JS500	**oppervlak :** verzinkt + JS500	**surface :** zingué + JS500	**Oberfläche :** verzinkt + JS500

Technical properties / Technische gegevens /
Données techniques / Technische Daten

M x l	art code	EAN	BOX	KG/ BOX	c	dc	dh	fixing	lh	A/F
8 x 50	LINHBCK08050Z	5051324005221	100	5,50	5	22	14	03-22mm	30	19
8 x 70	LINHBCK08070Z	5051324005238	100	7,50	5	22	14	22-41mm	49	19
8 x 90	LINHBCK08090Z	5051324005245	100	11,00	5	22	14	41-60mm	68	19
10 x 50	LINHBCK10050Z	5051324005252	50	2,43	6	29	18	03-22mm	30	24
10 x 70	LINHBCK10070Z	5051324005269	50	3,75	6	29	18	22-41mm	48	24
10 x 90	LINHBCK10090Z	5051324005276	50	3,90	6	29	18	41-60mm	67	24
12 x 55	LINHBCK12055Z	5051324005283	50	3,35	7	32	20	03-25mm	35	30
12 x 80	LINHBCK12080Z	5051324005290	25	1,25	7	32	20	25-47mm	57	30
12 x 100	LINHBCK12100Z	5051324005306	25	1,69	7	32	20	47-69mm	79	30
16 x 70	LINHBCK16070Z	5051324005313	25	1,80	8	38	26	12-29mm	41,5	36
16 x 100	LINHBCK16100Z	5051324005320	25	2,50	8	38	26	29-50mm	63	36
16 x 120	LINHBCK16120Z	5051324005337	20	2,32	8	38	26	50-71mm	84	36

A4
inox

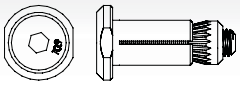

material : Stainless steel A4	**materiaal :** Inox A4	**matière :** Inox A4	**Werkstoff :** Edelstahl A4
type : Hollo-bolt type HBCSK	**type :** Hollo-bolt type HBCSK	**type :** Hollo-bolt type HBCSK	**Typ :** Hollo-bolt Typ HBCSK
surface : plain	**oppervlak :** blank	**surface :** brut	**Oberfläche :** roh

Technical properties / Technische gegevens /
Données techniques / Technische Daten

M x l	art code	EAN	BOX	KG/ BOX	c	dc	dh	fixing	lh	A/F
8 x 50	LINHBCK08050A4	5051324005597	100	5,50	5	22	14	03-22mm	30	19
8 x 70	LINHBCK08070A4	5051324005603	100	7,50	5	22	14	22-41mm	49	19
8 x 90	LINHBCK08090A4	5051324005610	100	11,00	5	22	14	41-60mm	68	19
10 x 50	LINHBCK10050A4	5051324005627	50	2,43	6	29	18	03-22mm	30	24
10 x 70	LINHBCK10070A4	5051324005634	50	3,75	6	29	18	22-41mm	48	24
10 x 90	LINHBCK10090A4	5051324005641	50	3,90	6	29	18	41-60mm	67	24
12 x 55	LINHBCK12055A4	5051324005658	50	3,35	7	32	20	03-25mm	35	30
12 x 80	LINHBCK12080A4	5051324005665	25	1,25	7	32	20	25-47mm	57	30
12 x 100	LINHBCK12100A4	5051324005672	25	1,69	7	32	20	47-69mm	79	30
16 x 70	LINHBCK16070A4	5051324005689	25	1,80	8	38	26	12-29mm	41,5	36
16 x 100	LINHBCK16100A4	5051324005696	25	2,50	8	38	26	29-50mm	63	36
16 x 120	LINHBCK16120A4	5051324005702	20	2,32	8	38	26	50-71mm	84	36

LINDAPTER CAVITY FIXING

LINDAPTER HOLLE RUIMTEN

LINDAPTER SECTIONS CREUSES

LINDAPTER HOHLRAUMBEFESTIGUNG

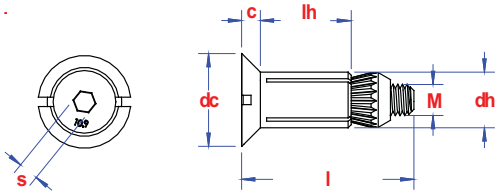

Z
zinc pl.

material : Steel	**materiaal :** Staal	**matière :** Acier	**Werkstoff :** Stahl
type : Hollo-bolt type HBBH	**type :** Hollo-bolt type HBFF	**type :** Hollo-bolt type HBBH	**Typ :** Hollo-bolt Typ HBBH
surface : zinc plated + JS500	**oppervlak :** verzinkt + JS500	**surface :** zingué + JS500	**Oberfläche :** verzinkt + JS500

Technical properties / Technische gegevens /
Données techniques / Technische Daten

M x l	art code	EAN	BOX	KG/ BOX	c	dc	dh	fixing	lh	A/F
8 x 50	LINHBFF08050Z	5051324011598	100	5,50	5	24	14	10-27mm	35	19
8 x 70	LINHBFF08070Z	5051324011604	100	7,50	5	24	14	27-45mm	54	19
8 x 90	LINHBFF08090Z	5051324004156	100	11,00	5	24	14	45-64mm	73	19
10 x 50	LINHBFF10050Z	5051324011628	50	2,43	6	30	18	12-27mm	36	24
10 x 70	LINHBFF10070Z	5051324011635	50	3,75	6	30	18	27-45mm	54	24
10 x 90	LINHBFF10090Z	5051324004163	50	3,90	6	30	18	45-64mm	73	24
12 x 55	LINHBFF12055Z	5051324011659	50	2,88	7	33	20	12-30mm	42	30
12 x 80	LINHBFF12080Z	5051324011666	25	1,25	7	33	20	30-52mm	64	30
12 x 100	LINHBFF12100Z	5051324004170	1	0,00	7	33	20	52-74mm	86	30

E

A4
inox

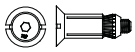

material : Stainless steel A4	**materiaal :** Inox A4	**matière :** Inox A4	**Werkstoff :** Edelstahl A4
type : Hollo-bolt type HBBH	**type :** Hollo-bolt type HBFF	**type :** Hollo-bolt type HBBH	**Typ :** Hollo-bolt Typ HBBH
surface : plain	**oppervlak :** blank	**surface :** brut	**Oberfläche :** roh

Technical properties / Technische gegevens /
Données techniques / Technische Daten

M x l	art code	EAN	BOX	KG/ BOX	c	dc	dh	fixing	lh	A/F
8 x 50	LINHBFF08050A4	5051324012021	100	5,50	5	24	14	10-27mm	35	19
8 x 70	LINHBFF08070A4	5051324012038	100	7,50	5	24	14	27-45mm	54	19
10 x 50	LINHBFF10050A4	5051324012045	50	2,43	6	30	18	12-27mm	36	24
10 x 70	LINHBFF10070A4	5051324012052	50	3,75	6	30	18	27-45mm	54	24
12 x 55	LINHBFF12055A4	5051324012069	50	2,88	7	33	20	12-30mm	42	30
12 x 80	LINHBFF12080A4	5051324012076	25	1,25	7	33	20	30-52mm	64	30

LINDAPTER CAVITY FIXING

LINDAPTER HOLLE RUIMTEN

LINDAPTER SECTIONS CREUSES

LINDAPTER HOHLRAUMBEFESTIGUNG

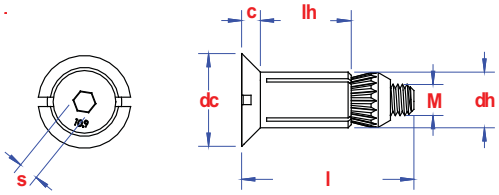

Z
zinc pl.

material : Steel	**materiaal :** Staal	**matière :** Acier	**Werkstoff :** Stahl
type : Hollo-bolt flush fit key	**type :** Hollo-bolt flush fit key	**type :** Hollo-bolt flush fit clé	**Typ :** Hollo-bolt flush fit Schlüssel
surface : zinc plated + JS500	**oppervlak :** verzinkt + JS500	**surface :** zingué + JS500	**Oberfläche :** verzinkt + JS500

Technical properties / Technische gegevens /
Données techniques / Technische Daten

Ml	art code	EAN	BOX	KG/ BOX	A/F	fixing	lh	A/F
8	LINHBFF08KEYZ	5051324011581	250	26,88	19	52-74mm	86	30
10	LINHBFF10KEYZ	5051324011611	250	37,50	24	52-74mm	86	30
12	LINHBFF12KEYZ	5051324011642	250	51,88	30	52-74mm	86	30

E

LINDAPTER CAVITY FIXING

LINDAPTER HOLLE RUIMTEN

LINDAPTER SECTIONS CREUSES

LINDAPTER HOHLRAUMBEFESTIGUNG

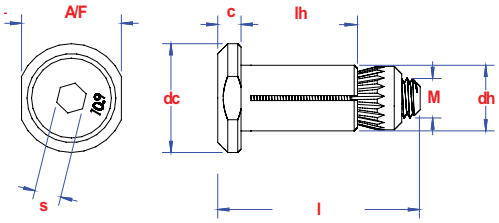

Z
zinc pl.

material : Steel	**materiaal :** Staal	**matière :** Acier	**Werkstoff :** Stahl
type : Hollo-bolt type HBBH	**type :** Hollo-bolt type HBBH	**type :** Hollo-bolt type HBBH	**Typ :** Hollo-bolt Typ HBBH
surface : zinc plated + JS500	**oppervlak :** verzinkt + JS500	**surface :** zingué + JS500	**Oberfläche :** verzinkt + JS500

Technical properties / Technische gegevens /
Données techniques / Technische Daten

M x l	art code	EAN	BOX	KG/ BOX	dc	dh	fixing	k	lh	A/F
8 x 50	LINHBBH08050Z	5051324011154	100	5,50	22	14	03-22mm	5	30	19
8 x 70	LINHBBH08070Z	5051324011161	100	7,50	22	14	22-41mm	5	49	19
8 x 90	LINHBBH08090Z	5051324011178	100	11,00	22	14	41-60mm	5	68	19
10 x 55	LINHBBH10055Z	5051324011185	50	2,43	29	18	03-22mm	6	30	24
10 x 70	LINHBBH10070Z	5051324011192	50	3,75	29	18	22-41mm	6	48	24
10 x 90	LINHBBH10090Z	5051324011208	50	3,90	29	18	41-60mm	6	67	24
12 x 60	LINHBBH12060Z	5051324011215	50	3,35	33	20	03-25mm	7	35	30
12 x 80	LINHBBH12080Z	5051324011222	50	5,00	32	20	25-47mm	7	57	30
12 x 100	LINHBBH12100Z	5051324011239	50	6,75	32	20	47-69mm	7	79	30

LINDAPTER CAVITY FIXING

LINDAPTER HOLLE RUIMTEN

LINDAPTER SECTIONS CREUSES

LINDAPTER HOHLRAUMBEFESTIGUNG

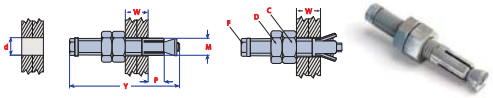

Z
zinc pl.

material : Steel	**materiaal :** Staal	**matière :** Acier	**Werkstoff :** Stahl
type : Lindi-bolt type LB2	**type :** Lindi-bolt type LB2	**type :** Lindi-bolt type BL2	**Typ :** Lindi-bolt Typ LB2
surface : zinc plated	**oppervlak :** verzinkt	**surface :** zingué	**Oberfläche :** verzinkt

Technical properties / Technische gegevens /
Données techniques / Technische Daten

M x l	art code	EAN	BOX	KG/ BOX	d0	fixing	p	s	A/F	M2	A/F
10 x 79	LINLB10 Z	5051324007836	25	0,28	11	07-30mm	7,5-10	8	17	M 5	46
12 x 85	LINLB12 Z	5051324007843	25	0,45	13	10-36mm	9-12	10	19	M 6	46
16 x 105	LINLB16 Z	5051324007850	10	0,16	17	12-48	12-16	13	24	M 8	46
20 x 128	LINLB20 Z	5051324007867	10	0,34	21	14-60	15-20	17	30	M10	46
24 x 158	LINLB24 Z	5051324007874	5	0,14	25	18-72	18-24	19	36	M12	46

E

A4
inox

material : Stainless steel A4	**materiaal :** Inox A4	**matière :** Inox A4	**Werkstoff :** Edelstahl A4
type : Lindi-bolt type LB2	**type :** Lindi-bolt type LB2	**type :** Lindi-bolt type BL2	**Typ :** Lindi-bolt Typ LB2
surface : plain	**oppervlak :** blank	**surface :** brut	**Oberfläche :** roh

Technical properties / Technische gegevens /
Données techniques / Technische Daten

M x l	art code	EAN	BOX	KG/ BOX	d0	fixing	p	s	A/F	M2	A/F
10 x 79	LINLB10 A4	5051324007836	25	0,28	11	07-30mm	7,5-10	8	17	M 5	46
12 x 85	LINLB12 A4	5051324007843	25	0,45	13	10-36mm	9-12	10	19	M 6	46
16 x 105	LINLB16 A4	5051324007850	10	0,16	17	12-48	12-16	13	24	M 8	46
20 x 128	LINLB20 A4	5051324007867	10	0,34	21	14-60mm	15-20	17	30	M10	46
24 x 158	LINLB24 A4	5051324007874	5	0,14	25	18-72mm	18-24	19	36	M12	46

LINDAPTER

COMPOSITE DECKING - COMPOSIET PLAFONDS - PERDU EN COMPOSITE DECKENABHÄNGUNG



pgb - LN003

Composite decking

LINDAPTER COMPOSITE DECKING

LINDAPTER COMPOSIET PLAFONDS

LINDAPTER COFFRAGE PERDU EN COMPOSITE

LINDAPTER DECKENABHÄNGUNG

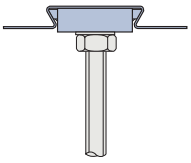



Z
zinc pl.

material : Malleable iron	**materiaal :** Gietijzer	**matière :** Fonte malléable	**Werkstoff :** Temperguss
type : type AW	**type :** type AW	**type :** type AW	**Typ :** Typ AW
surface : zinc plated	**oppervlak :** verzinkt	**surface :** zingué	**Oberfläche :** verzinkt

Technical properties / Technische gegevens /
Données techniques / Technische Daten

M	art code	EAN	BOX	KG/ BOX
6	LINAW06 Z	5051324000301	50	1,98
8	LINAW08 Z	5051324000325	50	1,93
10	LINAW10 Z	5051324000332	50	1,93

E

pgb - LN003

Composite decking

LINDAPTER COMPOSITE DECKING

LINDAPTER COMPOSIET PLAFONDS

LINDAPTER COFFRAGE PERDU EN COMPOSITE

LINDAPTER DECKENABHÄNGUNG

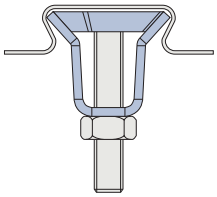



Z
zinc pl.

material : Malleable iron	**materiaal :** Gietijzer	**matière :** Fonte malléable	**Werkstoff :** Temperguss
type : type MF	**type :** type MF	**type :** type MF	**Typ :** Typ MF
surface : zinc plated	**oppervlak :** verzinkt	**surface :** zingué	**Oberfläche :** verzinkt

Technical properties / Technische gegevens /
Données techniques / Technische Daten

M	art code	EAN	BOX	KG/ BOX
6	LINMF06 Z	5051324011994	50	2,18
8	LINMF08 Z	5051324012007	50	2,18
10	LINMF10 Z	5051324012014	50	2,18

E

pgb - LN003

Composite decking

LINDAPTER COMPOSITE DECKING

LINDAPTER COMPOSIET PLAFONDS

LINDAPTER COFFRAGE PERDU EN COMPOSITE

LINDAPTER DECKENABHÄNGUNG

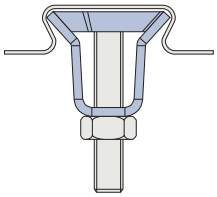



Z
zinc pl.

material : Malleable iron	**materiaal :** Gietijzer	**matière :** Fonte malléable	**Werkstoff :** Temperguss
type : type MW2	**type :** type MW2	**type :** type MW2	**Typ :** Typ MW2
surface : zinc plated	**oppervlak :** verzinkt	**surface :** zingué	**Oberfläche :** verzinkt

Technical properties / Technische gegevens /
Données techniques / Technische Daten

M	art code	EAN	BOX	KG/ BOX
6	LINMW06 Z	5051324008307	50	2,60
8	LINMW08 Z	5051324008314	50	2,60
10	LINMW10 Z	5051324008321	50	2,43

E

pgb - LN003

Composite decking

LINDAPTER COMPOSITE DECKING

LINDAPTER COMPOSIET PLAFONDS

LINDAPTER COFFRAGE PERDU EN COMPOSITE

LINDAPTER DECKENABHÄNGUNG

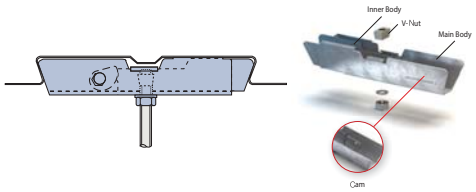

Z
zinc pl.

material : Steel	**materiaal :** Staal	**matière :** Fonte malléable	**Werkstoff :** Stahl
type : type SD2	**type :** type SD2	**type :** type SD2	**Typ :** Typ SD2
surface : zinc plated	**oppervlak :** verzinkt	**surface :** zingué	**Oberfläche :** verzinkt

Technical properties / Technische gegevens /
Données techniques / Technische Daten

M	art code	EAN	BOX	KG/ BOX
10	LINSD210 Z	5051324005146	20	2,24

E

pgb - LN003

Composite decking

LINDAPTER COMPOSITE DECKING

LINDAPTER COMPOSIET PLAFONDS

LINDAPTER COFFRAGE PERDU EN COMPOSITE

LINDAPTER DECKENABHÄNGUNG

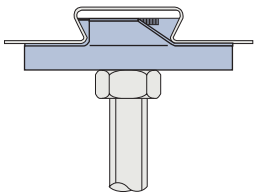

Z
zinc pl.

material : Malleable iron	**materiaal :** Gietijzer	**matière :** Fonte malléable	**Werkstoff :** Stahl
type : type TR60	**type :** type TR60	**type :** type TR60	**Typ :** Typ TR60
surface : zinc plated	**oppervlak :** verzinkt	**surface :** zingué	**Oberfläche :** verzinkt

Technical properties / Technische gegevens /
Données techniques / Technische Daten

M	art code	EAN	BOX	KG/ BOX
6	LINTR6006 Z	5051324009885	50	1,88
8	LINTR6008 Z	5051324009892	50	1,88
10	LINTR6010 Z	5051324009908	50	1,88

E

pgb - LN003

Composite decking

LINDAPTER COMPOSITE DECKING

LINDAPTER COMPOSIET PLAFONDS

LINDAPTER COFFRAGE PERDU EN COMPOSITE

LINDAPTER DECKENABHÄNGUNG

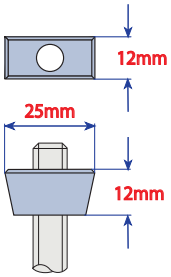

Z
zinc pl.

material : Malleable iron	**materiaal :** Gietijzer	**matière :** Fonte malléable	**Werkstoff :** Temperguss
type : type VN	**type :** type VN	**type :** type VN	**Typ :** Typ VN
surface : zinc plated	**oppervlak :** verzinkt	**surface :** zingué	**Oberfläche :** verzinkt

Technical properties / Technische gegevens /
Données techniques / Technische Daten

M	art code	EAN	BOX	KG/ BOX
10	LINVN10 Z	5051324010447	250	11,25

E

pgb - LN003

Composite decking

LINDAPTER COMPOSITE DECKING

LINDAPTER COMPOSIET PLAFONDS

LINDAPTER COFFRAGE PERDU EN COMPOSITE

LINDAPTER DECKENABHÄNGUNG

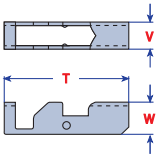

Z
zinc pl.

material : Steel	**materiaal :** Staal	**matière :** Acier	**Werkstoff :** Dtahl
type : type TC	**type :** type TC	**type :** type TC	**Typ :** Typ TC
surface : zinc plated	**oppervlak :** verzinkt	**surface :** zingué	**Oberfläche :** verzinkt

Technical properties / Technische gegevens /
Données techniques / Technische Daten

M	art code	EAN	BOX	KG/ BOX	drill	T	V	W
8	LINTC08 Z	5051324009830	100	3,00	22	68	13	16,5
10	LINTC10 Z	5051324009854	100	4,10	25	68	15	17,5

E

LINDAPTER

SUPPORT FIXING - ONDERSTEUNENDE BEVESTIGING - SUSPENTES - ABHÄNGUNG



LINDAPTER SUPPORT FIXING

LINDAPTER ONDERSTEUNENDE BEVESTIGINGEN

LINDAPTER SUSPENTES

LINDAPTER ABHÄNGUNG

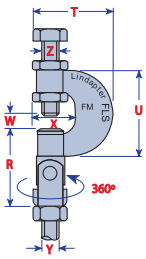



Z
zinc pl.

material : Steel	**materiaal :** Staal	**matière :** Acier	**Werkstoff :** Stahl
type : type FLS	**type :** type FLS	**type :** type FLS	**Typ :** Typ FLS
surface : zinc plated	**oppervlak :** verzinkt	**surface :** zingué	**Oberfläche :** verzinkt

Technical properties / Technische gegevens /
Données techniques / Technische Daten

D	art code	EAN	BOX	KG/ BOX	R	T	U	W	X	Y	Z
8	LINFLS08 Z	5051324003494	25	1,69	55	53	58	3-17mm	27	28	M10
10	LINFLS10 Z	5051324003500	25	1,69	55	53	58	3-17mm	27	28	M10

E

pgb - LN004

Support fixings

LINDAPTER SUPPORT FIXING

LINDAPTER ONDERSTEUNENDE BEVESTIGINGEN

LINDAPTER SUSPENTES

LINDAPTER ABHÄNGUNG

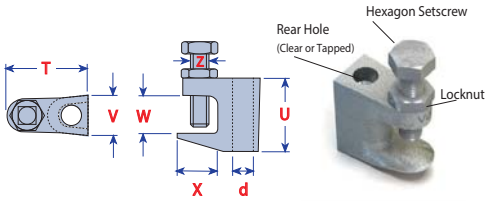

Z
zinc pl.

material : Malleable iron	**materiaal :** Gietijzer	**matière :** Fonte malléable	**Werkstoff :** Temperguss
type : type FL-1D	**type :** type FL-1D	**type :** type FL-1D	**Typ :** Typ FL-1D
surface : zinc plated	**oppervlak :** verzinkt	**surface :** zingué	**Oberfläche :** verzinkt

Technical properties / Technische gegevens /
Données techniques / Technische Daten

D	art code	EAN	BOX	KG/ BOX	d	T	U	V	W	X	Z
6	LINFL106DBOXZ		50	2,05	7	36	35	19	3-17mm	20	M 8
8	LINFL108DBOXZ		50	0,00	9	36	35	19	3-17mm	20	M 8

E

LINDAPTER SUPPORT FIXING

LINDAPTER ONDERSTEUNENDE BEVESTIGINGEN

LINDAPTER SUSPENTES

LINDAPTER ABHÄNGUNG

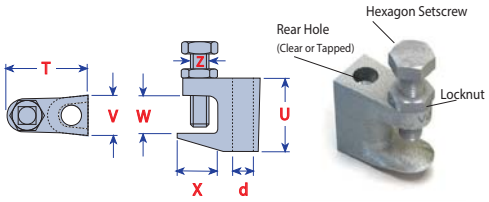

Z
zinc pl.

material : Malleable iron	**materiaal :** Gietijzer	**matière :** Fonte malléable	**Werkstoff :** Temperguss
type : type FL-1T	**type :** type FL-1T	**type :** type FL-1T	**Typ :** Typ FL-1T
surface : zinc plated	**oppervlak :** verzinkt	**surface :** zingué	**Oberfläche :** verzinkt

Technical properties / Technische gegevens /
Données techniques / Technische Daten

D	art code	EAN	BOX	KG/ BOX	d	T	U	V	W	X	Z
6	LINFL106TBOXZ	5051324003593	50	2,13	M 6	36	35	19	3-17	20	M 8
8	LINFL108TBOXZ		50	0,00	M 8	36	35	19	3-17	20	M 8

E

LINDAPTER SUPPORT FIXING

LINDAPTER ONDERSTEUNENDE BEVESTIGINGEN

LINDAPTER SUSPENTES

LINDAPTER ABHÄNGUNG

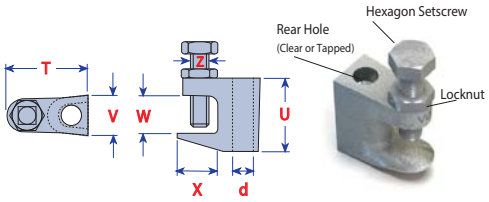

Z zinc pl.

material : Malleable iron	**materiaal :** Gietijzer	**matière :** Fonte malléable	**Werkstoff :** Temperguss
type : type FL-2D	**type :** type FL-2D	**type :** type FL-2D	**Typ :** Typ FL-2D
surface : zinc plated	**oppervlak :** verzinkt	**surface :** zingué	**Oberfläche :** verzinkt

Technical properties / Technische gegevens /
Données techniques / Technische Daten

D	art code	EAN	BOX	KG/ BOX	d	T	U	V	W	X	Z
10	LINFL210DBOXZ		50	0,00	11	45	40	22	3-19	22	M10

E

Z zinc pl.

material : Malleable iron	**materiaal :** Gietijzer	**matière :** Fonte malléable	**Werkstoff :** Temperguss
type : type FL-2D	**type :** type FL-2D	**type :** type FL-2D	**Typ :** Typ FL-2D
surface : zinc plated	**oppervlak :** verzinkt	**surface :** zingué	**Oberfläche :** verzinkt

Technical properties / Technische gegevens /
Données techniques / Technische Daten

D	art code	EAN	BOX	KG/ BOX	d	T	U	V	W	X	Z
10	LINFL210D Z	5051324003609	50	3,78	11	45	40	22	3-19	22	M10

A4 inox

material : Stainless steel A4	**materiaal :** Inox A4	**matière :** Inox A4	**Werkstoff :** Edelstahl A4
type : type FL-2D	**type :** type FL-2D	**type :** type FL-2D	**Typ :** Typ FL-2D
surface : plain	**oppervlak :** blank	**surface :** brut	**Oberfläche :** roh

Technical properties / Technische gegevens /
Données techniques / Technische Daten

D	art code	EAN	BOX	KG/ BOX	d	T	U	V	W	X	Z
10	LINFL210D A4	5051324003487	50	3,78	11	45	40	22	3-19	22	M10

LINDAPTER SUPPORT FIXING

LINDAPTER ONDERSTEUNENDE BEVESTIGINGEN

LINDAPTER SUSPENTES

LINDAPTER ABHÄNGUNG

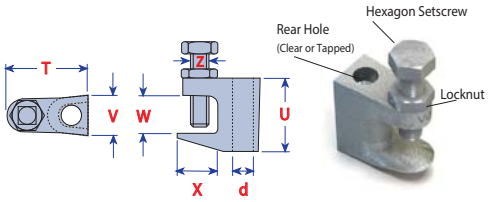

Z zinc pl.

material : Malleable iron	**materiaal :** Gietijzer	**matière :** Fonte malléable	**Werkstoff :** Temperguss
type : type FL-2T	**type :** type FL-2T	**type :** type FL-2T	**Typ :** Typ FL-2T
surface : zinc plated	**oppervlak :** verzinkt	**surface :** zingué	**Oberfläche :** verzinkt

Technical properties / Technische gegevens /
Données techniques / Technische Daten

D	art code	EAN	BOX	KG/ BOX	d	T	U	V	W	X	Z
10	LINFL210TBOXZ	5051324003647	50	3,78	M10	45	40	22	3-19	22	M10

Z zinc pl.

material : Malleable iron	**materiaal :** Gietijzer	**matière :** Fonte malléable	**Werkstoff :** Temperguss
type : type FL-2T	**type :** type FL-2T	**type :** type FL-2T	**Typ :** Typ FL-2T
surface : zinc plated	**oppervlak :** verzinkt	**surface :** zingué	**Oberfläche :** verzinkt

Technical properties / Technische gegevens /
Données techniques / Technische Daten

D	art code	EAN	BOX	KG/ BOX	d	T	U	V	W	X	Z
10	LINFL210T Z		50	0,00	M10	45	40	22	3-19	22	M10

LINDAPTER SUPPORT FIXING

LINDAPTER ONDERSTEUNENDE BEVESTIGINGEN

LINDAPTER SUSPENTES

LINDAPTER ABHÄNGUNG

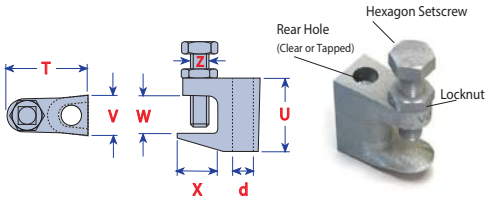

Z zinc pl.

material : Malleable iron	**materiaal :** Gietijzer	**matière :** Fonte malléable	**Werkstoff :** Temperguss
type : type FL-3D	**type :** type FL-3D	**type :** type FL-3D	**Typ :** Typ FL-3D
surface : zinc plated	**oppervlak :** verzinkt	**surface :** zingué	**Oberfläche :** verzinkt

Technical properties / Technische gegevens /
Données techniques / Technische Daten

D	art code	EAN	BOX	KG/ BOX	d	T	U	V	W	X	Z
12	LINFL312DBOXZ		50	0,00	13	50	46	25	3-23	28	M10

E

Z zinc pl.

material : Malleable iron	**materiaal :** Gietijzer	**matière :** Fonte malléable	**Werkstoff :** Temperguss
type : type FL-3D	**type :** type FL-3D	**type :** type FL-3D	**Typ :** Typ FL-3D
surface : zinc plated	**oppervlak :** verzinkt	**surface :** zingué	**Oberfläche :** verzinkt

Technical properties / Technische gegevens /
Données techniques / Technische Daten

D	art code	EAN	BOX	KG/ BOX	d	T	U	V	W	X	Z
12	LINFL312D Z	5051324003661	50	5,10	13	50	46	25	3-23	28	M10

pgb - LN004

Support fixings

LINDAPTER SUPPORT FIXING

LINDAPTER ONDERSTEUNENDE BEVESTIGINGEN

LINDAPTER SUSPENTES

LINDAPTER ABHÄNGUNG

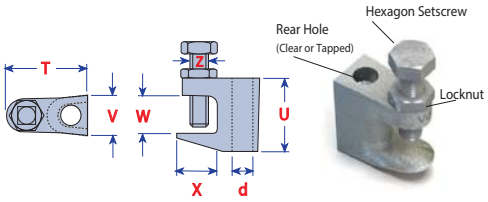

Z
zinc pl.

material : Malleable iron	**materiaal :** Gietijzer	**matière :** Fonte malléable	**Werkstoff :** Temperguss
type : type FL-3T	**type :** type FL-3T	**type :** type FL-3T	**Typ :** Typ FL-3T
surface : zinc plated	**oppervlak :** verzinkt	**surface :** zingué	**Oberfläche :** verzinkt

Technical properties / Technische gegevens /
Données techniques / Technische Daten

D	art code	EAN	BOX	KG/ BOX	d	T	U	V	W	X	Z
12	LINFL312TBOXZ		50	0,00	M12	50	46	25	3-23	28	M10

E

LINDAPTER SUPPORT FIXING

LINDAPTER ONDERSTEUNENDE BEVESTIGINGEN

LINDAPTER SUSPENTES

LINDAPTER ABHÄNGUNG

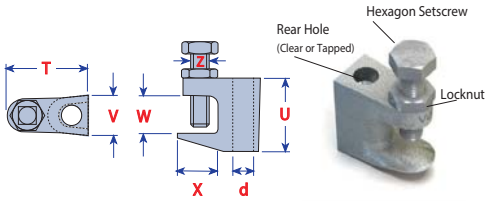

Z
zinc pl.

material : Malleable iron	**materiaal :** Gietijzer	**matière :** Fonte malléable	**Werkstoff :** Temperguss
type : type FL-4D	**type :** type FL-4D	**type :** type FL-4D	**Typ :** Typ FL-4D
surface : zinc plated	**oppervlak :** verzinkt	**surface :** zingué	**Oberfläche :** verzinkt

Technical properties / Technische gegevens /
Données techniques / Technische Daten

D	art code	EAN	BOX	KG/ BOX	d	T	U	V	W	X	Z
12	LINFL412D Z	5051324003739	25	1,53	13	53	51	26	3-28	27	M10

E

LINDAPTER SUPPORT FIXING

LINDAPTER ONDERSTEUNENDE BEVESTIGINGEN

LINDAPTER SUSPENTES

LINDAPTER ABHÄNGUNG

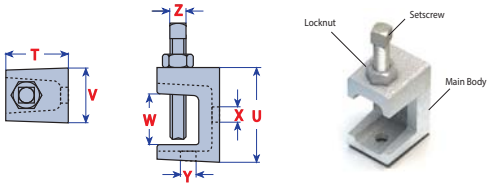

Z
zinc pl.

material : Malleable iron	**materiaal :** Gietijzer	**matière :** Fonte malléable	**Werkstoff :** Temperguss
type : type LC	**type :** type LC	**type :** type LC	**Typ :** Typ LC
surface : zinc plated	**oppervlak :** verzinkt	**surface :** zingué	**Oberfläche :** verzinkt

Technical properties / Technische gegevens /
Données techniques / Technische Daten

D	art code	EAN	BOX	KG/ BOX	T	U	V	W	X	Y	Z
6	LINLC06 Z	5051324007935	100	6,40	25	36	21	3-20mm	M 6	M 6	M 6
8	LINLC08 Z	5051324007959	100	6,40	25	36	21	3-20mm	M 8	M 8	M 6

E

LINDAPTER SUPPORT FIXING

LINDAPTER ONDERSTEUNENDE BEVESTIGINGEN

LINDAPTER SUSPENTES

LINDAPTER ABHÄNGUNG

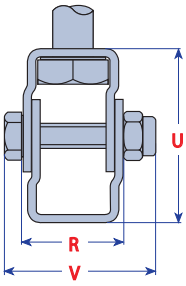

Z
zinc pl.

material : Malleable iron	**materiaal :** Steel	**matière :** Fonte malléable	**Werkstoff :** Temperguss
type : type LC	**type :** type SW	**type :** type LC	**Typ :** Typ LC
surface : zinc plated	**oppervlak :** verzinkt	**surface :** zingué	**Oberfläche :** verzinkt

Technical properties / Technische gegevens /
Données techniques / Technische Daten

D	art code	EAN	BOX	KG/ BOX	inclination	rotation	R	U	V	Y	Z
10	LINSW10 Z	5051324009823	50	2,85	18°	360°	25	45	35	M 8	M 6

E

LINDAPTER SUPPORT FIXING

LINDAPTER ONDERSTEUNENDE BEVESTIGINGEN

LINDAPTER SUSPENTES

LINDAPTER ABHÄNGUNG

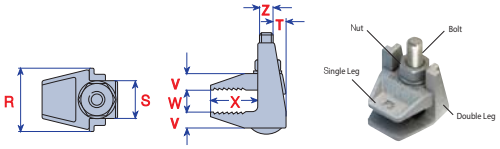

VV hdg

material : Malleable iron	**materiaal :** Gietijzer	**matière :** Fonte malléable	**Werkstoff :** Temperguss
type : type F3	**type :** type F3	**type :** type F3	**Typ :** Typ F3
surface : hot dipped galvanised	**oppervlak :** vuurverzinkt	**surface :** galv. à chaud	**Oberfläche :** feuerverzinkt

Technical properties / Technische gegevens /
Données techniques / Technische Daten

D	art code	EAN	BOX	KG/ BOX	R	S	T	V	W	X	Z
8	LINF308NC VV	5051324004224	50	3,10	33	19	6	8	2-25mm	20	M 8
10	LINF310NC VV		25	1,30	38	22	7	10	2-30mm	25	M10
12	LINF312NC VV		20	1,58	49	29	9	12	2-40	35	M12
16	LINF316NC VV	5051324004484	10	0,86	60	36	12	16	3-55	46	M16
20	LINF320NC VV	5051324004538	5	0,38	76	44	15	19	5-70	55	M20

LINDAPTER SUPPORT FIXING

LINDAPTER ONDERSTEUNENDE BEVESTIGINGEN

LINDAPTER SUSPENTES

LINDAPTER ABHÄNGUNG

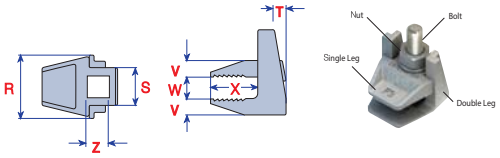

VV hdg

material : Malleable iron	**materiaal :** Gietijzer	**matière :** Fonte malléable	**Werkstoff :** Temperguss
type : type F3	**type :** type F3	**type :** type F3	**Typ :** Typ F3
surface : hot dipped galvanised	**oppervlak :** vuurverzinkt	**surface :** galv. à chaud	**Oberfläche :** feuerverzinkt

Technical properties / Technische gegevens /
Données techniques / Technische Daten

D	art code	EAN	BOX	KG/ BOX	R	S	T	V	W	X	Z
8	LINF308NB VV	5051324004217	50	3,10	33	19	6	8	2-25mm	20	M 8
10	LINF310NB VV	5051324004330	25	0,90	38	22	7	10	2-30	25	M10
12	LINF312NB VV	5051324004439	25	1,81	49	29	9	12	2-40	35	M12
16	LINF316NB VV	5051324004477	10	0,67	60	36	12	16	3-55	46	M16
20	LINF320NB VV	5051324004521	5	0,30	76	44	15	19	5-70	55	M20

pgb - LN004

Support fixings

LINDAPTER SUPPORT FIXING

LINDAPTER ONDERSTEUNENDE BEVESTIGINGEN

LINDAPTER SUSPENTES

LINDAPTER ABHÄNGUNG

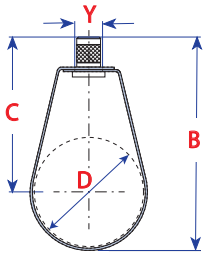

Z
zinc pl.

material : Steel	**materiaal :** Staal	**matière :** Acier	**Werkstoff :** Stahl
type : type SH-N	**type :** type SH-N	**type :** type SH-N	**Typ :** Typ SH-N
surface : zinc plated	**oppervlak :** verzinkt	**surface :** zingué	**Oberfläche :** verzinkt

Technical properties / Technische gegevens /
Données techniques / Technische Daten

D x	art code	EAN	BOX	KG/ BOX	B	C	D	Y	W	X	Z
1 x 10	LINSH025N Z	5051324009694	100	5,00	75	58	ND 25	14	5-70	55	M20
1,25 x 10	LINSH032N Z	5051324009717	100	5,30	86	64	ND 32	14	5-70	55	M20
1,5 x 10	LINSH040N Z	5051324009731	75	3,49	99	74	ND 40	14	5-70	55	M20
2 x 10	LINSH050N Z	5051324009755	75	3,77	116	85	ND 50	14	5-70	55	M20
2,5 x 10	LINSH065N Z	5051324009779	100	7,90	135	97	ND 65	14	5-70	55	M20
3 x 10	LINSH080N Z	5051324009793	100	9,60	159	114	ND 80	14	5-70	55	M20
4 x 10	LINSH100N Z		1	0,00	219	161	ND100	14	5-70	55	M20
5 x 12	LINSH125N Z		1	0,00	247	177	ND125	17	5-70	55	M20
6 x 12	LINSH150N Z		1	0,00	284	200	ND150	17	5-70	55	M20
8 x 16	LINSH200N Z		1	0,01	373	261	ND200	21,5	5-70	55	M20

LINDAPTER SUPPORT FIXING

LINDAPTER ONDERSTEUNENDE BEVESTIGINGEN

LINDAPTER SUSPENTES

LINDAPTER ABHÄNGUNG

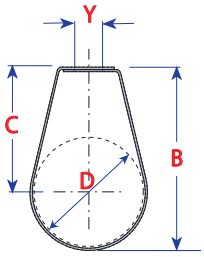

Z
zinc pl.

material : Steel	**materiaal :** Staal	**matière :** Acier	**Werkstoff :** Stahl
type : type SH	**type :** type SH	**type :** type SH	**Typ :** Typ SH
surface : zinc plated	**oppervlak :** verzinkt	**surface :** zingué	**Oberfläche :** verzinkt

Technical properties / Technische gegevens /
Données techniques / Technische Daten

D x	art code	EAN	BOX	KG/ BOX	B	C	D	Y	W	X	Z
1 x 10	LINSH025 Z	5051324009687	100	5,00	56	39	ND 25	11	5-70	55	M20
1,25 x 10	LINSH032 Z	5051324009700	100	5,80	67	45	ND 32	11	5-70	55	M20
1,5 x 10	LINSH040 Z	5051324009724	75	3,60	80	55	ND 65	11	5-70	55	M20
2 x 10	LINSH050 Z	5051324009748	75	3,77	97	66	ND 50	11	5-70	55	M20
2,5 x 10	LINSH065 Z	5051324009762	100	7,60	116	78	ND 65	11	5-70	55	M20
3 x 10	LINSH080 Z	5051324009786	100	9,60	140	95	ND 80	11	5-70	55	M20
4 x 10	LINSH100 Z		1	0,00	200	142	ND100	11	5-70	55	M20
5 x 12	LINSH125 Z		1	0,00	225	155	ND125	13	5-70	55	M20
6 x 12	LINSH150 Z		1	0,00	262	178	ND150	13	5-70	55	M20
8 x 16	LINSH200 Z		1	0,01	353	241	ND200	18	5-70	55	M20

LINDAPTER SUPPORT FIXING

LINDAPTER ONDERSTEUNENDE BEVESTIGINGEN

LINDAPTER SUSPENTES

LINDAPTER ABHÄNGUNG

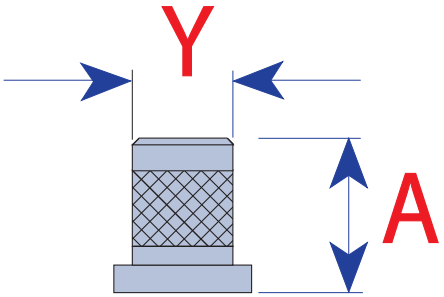

Z
zinc pl.

material : Steel	**materiaal :** Staal	**matière :** Acier	**Werkstoff :** Stahl
type : type SHN	**type :** type SHN	**type :** type SHN	**Typ :** Typ SHN
surface : zinc plated	**oppervlak :** verzinkt	**surface :** zingué	**Oberfläche :** verzinkt

Technical properties / Technische gegevens /
Données techniques / Technische Daten

D	art code	EAN	BOX	KG/ BOX	A	Y	D	Y	W	X	Z
10	LINSHN10 Z	5051324009588	100	1,20	22	13	ND200	18	5-70	55	M20
12	LINSHN12 Z	5051324009595	100	2,70	27	17	ND200	18	5-70	55	M20
16	LINSHN16 Z	5051324009601	200	14,80	24	21,5	ND200	18	5-70	55	M20

LINDAPTER SUPPORT FIXING

LINDAPTER ONDERSTEUNENDE BEVESTIGINGEN

LINDAPTER SUSPENTES

LINDAPTER ABHÄNGUNG



Z
zinc pl.

material : Steel	**materiaal :** Staal	**matière :** Acier	**Werkstoff :** Stahl
type : type Z10	**type :** type Z10	**type :** type Z10	**Typ :** Typ Z10
surface : zinc plated	**oppervlak :** verzinkt	**surface :** zingué	**Oberfläche :** verzinkt

Technical properties / Technische gegevens /
Données techniques / Technische Daten

D	art code	EAN	BOX	KG/ BOX	A	Y	D	Y	W	X	Z
10	LINZ10 Z	5051324010935	100	8,40	24	21,5	ND200	18	5-70	55	M20

E

LINDAPTER SUPPORT FIXING

LINDAPTER ONDERSTEUNENDE BEVESTIGINGEN

LINDAPTER SUSPENTES

LINDAPTER ABHÄNGUNG

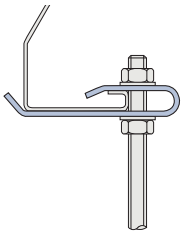

Z
zinc pl.

material : Steel	**materiaal :** Staal	**matière :** Acier	**Werkstoff :** Stahl
type : type HCW30	**type :** type HCW30	**type :** type HCW30	**Typ :** Typ HCW30
surface : zinc plated	**oppervlak :** verzinkt	**surface :** zingué	**Oberfläche :** verzinkt

Technical properties / Technische gegevens /
Données techniques / Technische Daten

D	art code	EAN	BOX	KG/ BOX	A	Y	D	Y	W	X	Z
10	LINHCW30 Z	5051324006266	100	9,00	24	21,5	ND200	18	5-70	55	M20

E

LINDAPTER SUPPORT FIXING

LINDAPTER ONDERSTEUNENDE BEVESTIGINGEN

LINDAPTER SUSPENTES

LINDAPTER ABHÄNGUNG

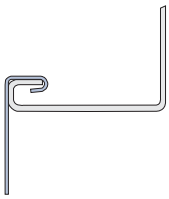

Z
zinc pl.

material : Steel	**materiaal :** Staal	**matière :** Acier	**Werkstoff :** Stahl
type : type HCW31	**type :** type HCW31	**type :** type HCW31	**Typ :** Typ HCW31
surface : zinc plated	**oppervlak :** verzinkt	**surface :** zingué	**Oberfläche :** verzinkt

Technical properties / Technische gegevens /
Données techniques / Technische Daten

D	art code	EAN	BOX	KG/ BOX	A	Y	D	Y	W	X	Z
10	LINHCW31 Z	5051324006273	100	1,50	24	21,5	ND200	18	5-70	55	M20

E

pgb - LN004

Support fixings

LINDAPTER SUPPORT FIXING

LINDAPTER ONDERSTEUNENDE BEVESTIGINGEN

LINDAPTER SUSPENTES

LINDAPTER ABHÄNGUNG

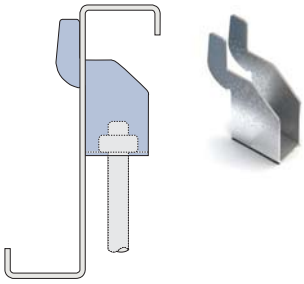

Z
zinc pl.

material : Steel	**materiaal :** Staal	**matière :** Acier	**Werkstoff :** Stahl
type : type WF	**type :** type WF	**type :** type WF	**Typ :** Typ WF
surface : zinc plated	**oppervlak :** verzinkt	**surface :** zingué	**Oberfläche :** verzinkt

Technical properties / Technische gegevens /
Données techniques / Technische Daten

D	art code	EAN	BOX	KG/ BOX	A	Y	D	Y	W	X	Z
10	LINWF10 Z	5051324010461	100	5,10	24	21,5	ND200	18	5-70	55	M20

E

LINDAPTER

FLOOR FIXINGS - VLOERBEVESTIGING - PLANCHER - BODENBEFESTIGUNG



LINDAPTER FLOOR FIXING

LINDAPTER VLOERBEVESTIGING

LINDAPTER POUR PLANCHER

LINDAPTER BODENBEFESTIGUNG

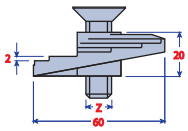



Z zinc pl.

material : Malleable iron	**materiaal :** Gietijzer	**matière :** Fonte malléable	**Werkstoff :** Temperguss
type : type FF	**type :** type FF	**type :** type FF	**Typ :** Typ FF
surface : zinc plated	**oppervlak :** verzinkt	**surface :** zingué	**Oberfläche :** verzinkt

Technical properties / Technische gegevens /
Données techniques / Technische Daten

M	art code	EAN	BOX	KG/ BOX	flange	floorplate
8	LINFF08 Z	5051324003258	50	2,97	3-15	4,5-12
10	LINFF10 Z	5051324003289	50	3,38	3-15	5-12
12	LINFF12 Z	5051324003333	50	3,38	3-15	6-12

E

A4 inox

material : Stainless steel A4	**materiaal :** Inox A4	**matière :** Inox A4	**Werkstoff :** Edelstahl A4
type : type FF	**type :** type FF	**type :** type FF	**Typ :** Typ FF
surface : plain	**oppervlak :** blank	**surface :** brut	**Oberfläche :** roh

Technical properties / Technische gegevens /
Données techniques / Technische Daten

M	art code	EAN	BOX	KG/ BOX	flange	floorplate
8	LINFF08 A4	5051324003210	100	10,30	3-15	4,5-12
10	LINFF10 A4	5051324003227	100	10,30	3-15	5-12
12	LINFF12 A4	5051324003234	100	10,30	3-15	6-12

VV hdg

material : Malleable iron	**materiaal :** Gietijzer	**matière :** Fonte malléable	**Werkstoff :** Temperguss
type : type FF+10	**type :** type FF+10	**type :** type FF+10	**Typ :** Typ FF+10
surface : hot dipped galvanised	**oppervlak :** vuurverzinkt	**surface :** galv. à chaud	**Oberfläche :** feuerverzinkt

Technical properties / Technische gegevens /
Données techniques / Technische Daten

M x	art code	EAN	BOX	KG/ BOX	flange	floorplate
12 x	LINFF12+10 VV	5051324003371	50	3,38	13-25	6-12

VV hdg

material : Malleable iron	**materiaal :** Gietijzer	**matière :** Fonte malléable	**Werkstoff :** Temperguss
type : type FF+15	**type :** type FF+15	**type :** type FF+15	**Typ :** Typ FF+15
surface : hotdipped galvanised	**oppervlak :** vuurverzinkt	**surface :** galv. à chaud	**Oberfläche :** feuerverzinkt

Technical properties / Technische gegevens /
Données techniques / Technische Daten

M x	art code	EAN	BOX	KG/ BOX	flange	floorplate
10 x	LINFF10+15 VV	5051324003302	50	3,38	18-30	5-12

LINDAPTER FLOOR FIXING

LINDAPTER VLOERBEVESTIGING

LINDAPTER POUR PLANCHER

LINDAPTER BODENBEFESTIGUNG

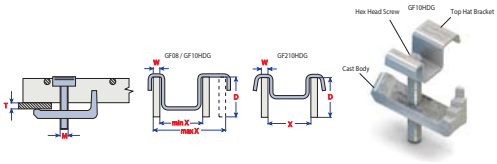

VV hdg

material : Steel	**materiaal :** Staal	**matière :** Acier	**Werkstoff :** Stahl
type : type GF	**type :** type GF	**type :** type GF	**Typ :** Typ GF
surface : hot dipped galvanised	**oppervlak :** vuurverzinkt	**surface :** galv. à chaud	**Oberfläche :** feuerverzinkt

Technical properties / Technische gegevens /
Données techniques / Technische Daten

M	art code	EAN	BOX	KG/ BOX	D	T	W	X
10	LINGF10 VV	5051324005092	50	4,45	20-50	3-19	3-7	25-45

A2 inox

material : Stainless steel A2	**materiaal :** Inox A2	**matière :** Inox A2	**Werkstoff :** Edelstahl A2
type : type GF	**type :** type GF	**type :** type GF	**Typ :** Typ GF
surface : plain	**oppervlak :** blank	**surface :** brut	**Oberfläche :** roh

Technical properties / Technische gegevens /
Données techniques / Technische Daten

M	art code	EAN	BOX	KG/ BOX	D	T	W	X
8	LINGF08 A2	5051324005016	50	2,73	22-38	3-19	5-10	19-48

LINDAPTER FLOOR FIXING

LINDAPTER VLOERBEVESTIGING

LINDAPTER POUR PLANCHER

LINDAPTER BODENBEFESTIGUNG

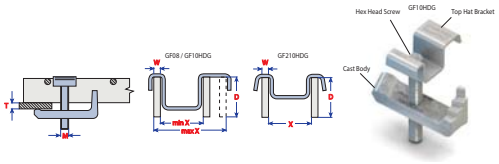

VV hdg

material : Steel	**materiaal :** Staal	**matière :** Acier	**Werkstoff :** Stahl
type : type GF2	**type :** type GF2	**type :** type GF2	**Typ :** Typ GF2
surface : hot dipped galvanised	**oppervlak :** vuurverzinkt	**surface :** galv. à chaud	**Oberfläche :** feuerverzinkt

Technical properties / Technische gegevens /
Données techniques / Technische Daten

M	art code	EAN	BOX	KG/ BOX	D	T	W	X
10	LINGF210 VV	5051324007089	50	4,45	19-40	3-19	3-6,5	30

E

LINDAPTER FLOOR FIXING

LINDAPTER VLOERBEVESTIGING

LINDAPTER POUR PLANCHER

LINDAPTER BODENBEFESTIGUNG

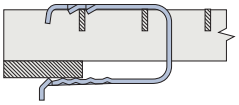

material : Steel	**materiaal :** Staal	**matière :** Acier	**Werkstoff :** Stahl
type : type GF3030	**type :** type GF3030	**type :** type GF3030	**Typ :** Typ GF3030
surface : sheraplex	**oppervlak :** sheraplex	**surface :** sheraplex	**Oberfläche :** sheraplex

Technical properties / Technische gegevens /
Données techniques / Technische Daten

M	art code	EAN	BOX	KG/ BOX	grating	T	W	X
0	LINGF3030 SH	5051324005054	100	8,90	3030	3-19	3-6,5	30

E

F NUTS

MOEREN - ECROUS - MUTTERN

E

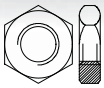	**Din 439 (12/1983) *** EN 24035 (10/1991)**	HEXAGON NUTS thin form ZESKANTMOER lage vorm ECROU HEXAGONAL forme basse SECHSKANTMUTTERN niedrige Form	p. 301
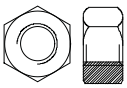	**Din 934 (07/1982) *** EN ISO 4032 (2001)**	HEXAGON NUT ZESKANTMOER ECROU HEXAGONAL SECHSKANTMUTTER	p. 302
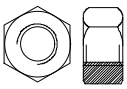	**Iso 4032**	HEXAGON NUTS ZESKANTMOER ECROU HEXAGONAL SECHSKANTMUTTERN	p. 308
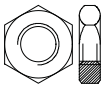	**Din 936**	THIN HEXAGON NUTS ZESKANTMOER lage vorm ECROU HEXAGONAL forme basse SECHSKANTMUTTERN niedrige Form	p. 309
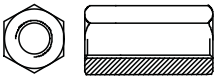	**Din 6334**	HEXAGON NUT height = 3d ZESKANTMOER 3d hoog ECROU HEXAGONAL hauteur 3d SECHSKANTMUTTER 3d hoch	p. 310
	Din 982 (05/1987)	HEXAGON SELF-LOCKING NUT high type ZESKANT BORGMOER hoge vorm ECROU DE SECURITE forme haute SECHSKANTSICHERUNGSMUTTER hohe Form	p. 311
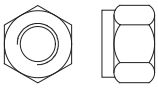	**Din 985 (05/1987)**	SELF-LOCKING HEXAGON NUT with plastic insert ZELFBORGENDE ZESKANTMOER met kunststof ring ECROU AUTOSERRANT HEXAGONAL avec anneau nylon SECHSKANT SICHERUNGSMUTTER mit Kunststoff Ring	p. 312
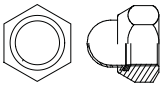	**Din 986 (02/2000)**	HEXAGON DOMED CAP NUT self-locking ZESKANT DOPMOER zelfborend ECROU BORGNE autoserrant SECHSKANT-HUTMUTTER selbstsichernd	p. 315
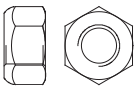	**Din 980V**	SELF-LOCKING HEXAGON NUT full metal ZELFBORGENDE ZESKANTMOER voll.metaal ECROU AUTOSERRANT HEXAGONAL entièrement métal SECHSKANT SICHERUNGSMUTTER ganzmetall	p. 316
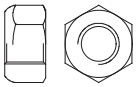	**Din 6925**	SELF-LOCKING HEX. NUT full metal ZELFBORGENDE ZESKANTMOER voll.metaal ECROU AUTOSERRANT HEXAGONAL entièrement métal SECHSKANT SICHERUNGSMUTTER ganzmetall	p. 317
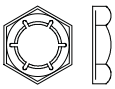	**Din 7967**	SELF LOCKING COUNTER NUT PAL-MOER ECROU DE SECURITE SICHERUNGSMUTTER	p. 318
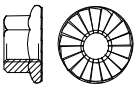	**pgb - GM**	HEXAGON FLANGE NUT serrated ZESKANT FLENSMOER gekarteld ECROU HEXAGONAL A EMBASE cranté SECHSKANTMUTTER serzahnt	p. 319
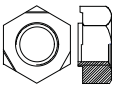	**Din 929 (01/2000)**	HEXAGON WELD NUT ZESKANT LASMOER ECROU HEXAGONAL A SOUDER SECHSKANT-SCHWEISSMUTTER	p. 320
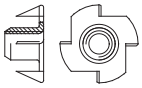	**pgb - IM**	TEE NUT with pronge INSLAGMOER ECROU A ENFONCER pour bois EINSCHLAGMUTTER	p. 321
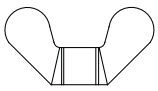	**Din 315 (07/1998)**	WING NUT VLEUGELMOER ECROU A AILETTES FLÜGELMUTTER	p. 322
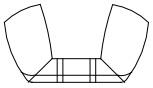	**Din 314** Similar Din 314	WING NUT VLEUGELMOER ECROU A AILETTES FLUGELMUTTER	p. 323
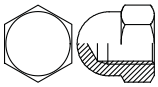	**Din 1587 (02/2000)**	HEXAGON DOMED CAP NUTS high ZESKANT DOPMOER hoog ECROU BORGNE haut SECHSKANT-HUTMUTTERN hohe Form	p. 325

	pgb - 00GLM	THREADED PLATE for rails GLIJMOER voor rails PLAQUETTE FILLETEE pour rail GEWINDEPLATTEN für Schiene	p. 328
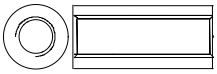	**pgb - R6334**	ROUND CONNECTION NUTS RONDE VERBINDINGSMOF ECROU DE RALLONGE ROND DISTANZMUFFEN RUND	p. 329
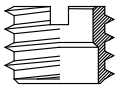	**DIN 7965**	SCREWED INSERT INSCHROEFMOER ECROU A VISSER FENDU EINSCHRAUBMUTTER	p. 330
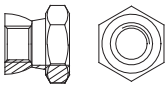	**pgb - BM934**	BREAKAWAY NUT hexagonal BREEKMOER zeskant ECROU AUTOCASSANT hexagonal ABREISSMUTTER sechskant	p. 331

Din 439 (12/1983) *

EN 24035 (10/1991)**

HEXAGON NUTS THIN FORM

ZESKANTMOER LAGE VORM

ECROU HEXAGONAL FORME BASSE

SECHSKANTMUTTERN NIEDRIGE FORM

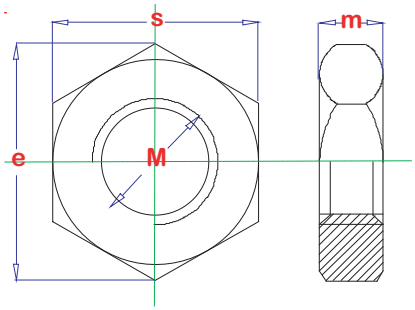

Z
zinc pl.

material : Steel Class |04|	**materiaal :** Staal Klasse |04|	**matière :** Acier Classe |04|	**Werkstoff :** Stahl Klasse |04|
type : type B	**type :** vorm B	**type :** forme B	**Typ :** Form B
surface : zinc plated	**oppervlak :** verzinkt	**surface :** zingué	**Oberfläche :** verzinkt

* Cancelled since 10/1991 ** Identical except for M 10,12,14,22
* Vervallen vanaf 10/1991 ** Identiek behalve M 10,12,14,22
* Retiré à partir de 10/1991 ** Identique sauf M 10,12,14,22
* Storniert ab 10/1991 ** Identisch aussen M 10,12,14,22

Technical properties / Technische gegevens / Données techniques / Technische Daten

M	art code	EAN	BOX	KG/ BOX	e	m	s
3	00439,03 Z	5410439029513	200	0,12	6,01	1,8	5,5
4	00439,04 Z	5410439029544	200	0,20	7,66	2,2	7
5	00439,05 Z	5410439029575	200	0,32	8,79	2,7	8
6	00439,06 Z	5410439029605	200	0,60	11,05	3,2	10
8	00439,08 Z	5410439029636	200	1,16	14,38	4	13
10	00439,10 Z	5410439029667	200	2,60	17,77	5	16
12	00439,12 Z	5410439029698	200	3,64	20,03	6	18
16	00439,16 Z	5410439029742	200	7,36	26,75	8	24
20	00439,20 Z	5410439029780	100	3,51	32,95	10	30
24	00439,24 Z	5410439029827	20	0,24	39,55	12	36

F

A2
inox

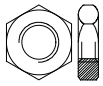

material : Stainless steel A2	**materiaal :** Inox A2	**matière :** Inox A2	**Werkstoff :** Edelstahl A2
type : typ B	**type :** vorm B	**type :** forme B	**Typ :** Form B
surface : plain	**oppervlak :** blank	**surface :** brut	**Oberfläche :** roh

* Cancelled since 10/1991 ** Identical except for M 10,12,14,22
* Vervallen vanaf 10/1991 ** Identiek behalve M 10,12,14,22
* Retiré à partir de 10/1991 ** Identique sauf M 10,12,14,22
* Storniert ab 10/1991 ** Identisch aussen M 10,12,14,22

Technical properties / Technische gegevens / Données techniques / Technische Daten

M	art code	EAN	BOX	KG/ BOX	e	m	s
5	00439,05 A2	5410439029551	200	0,32	8,79	2,7	8
6	00439,06 A2	5410439029582	200	0,60	11,05	3,2	10
8	00439,08 A2	5410439029612	200	1,16	14,38	4	13
10	00439,10 A2	5410439029643	200	2,56	17,77	5	16
12	00439,12 A2	5410439029674	200	3,76	20,03	6	18
14	00439,14 A2	5410439029704	200	5,72	23,36	7	21
16	00439,16 A2	5410439029728	100	1,76	26,75	8	24
20	00439,20 A2	5410439029766	50	0,83	32,95	10	30

Din 934 (07/1982) *

EN ISO 4032 (2001)**

HEXAGON NUT

ZESKANTMOER

ECROU HEXAGONAL

SECHSKANTMUTTER

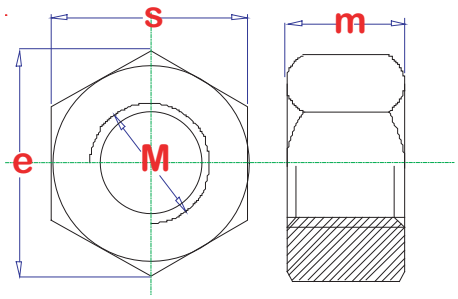

S
steel

material : Steel Class |8|	**materiaal :** Staal Klasse |8|	**matière :** Acier Classe |8|	**Werkstoff :** Stahl Klasse |8|
type : standard	**type :** standaard	**type :** standard	**Typ :** normalmass
surface : plain	**oppervlak :** blank	**surface :** brut	**Oberfläche :** roh

* Cancelled since 10/1991 ** Height and wrench are different
* Vervallen vanaf 10/1991 ** Verschil in sleutelwijdte en hoogte
* Retiré à partir de 10/1991 ** Plat de clé et hauteurs sont differents
* Veraltet ab 10/1991 * Unterschied in Höhe und Schlüssel

Technical properties / Technische gegevens / Données techniques / Technische Daten

M	art code	EAN	BOX	KG/ BOX	e min.	m max.	s max.
3	00934,03 S	5410439060509	200	0,16	6.01	2.4	5.5
4	00934,04 S	5410439060585	200	0,32	7.66	3.2	7
5	00934,05 S	5410439060660	200	0,44	8.79	4	8
6	00934,06 S	5410439060745	200	0,88	11.05	5	10
8	00934,08 S	5410439060844	200	1,88	14.38	6.5	13
10	00934,10 S	5410439060929	200	4,12	18.9	8	17
12	00934,12 S	5410439061001	100	1,50	21.1	10	19
14	00934,14 S	5410439061063	100	2,20	24.49	11	22
16	00934,16 S	5410439061148	50	0,75	26.75	13	24
18	00934,18 S	5410439061209	50	1,05	29.56	15	27
20	00934,20 S	5410439061285	50	1,34	32.95	16	30
22	00934,22 S	5410439061346	25	0,43	35.03	18	32
24	00934,24 S	5410439061407	25	0,57	39.55	19	36
27	00934,27 S	5410439061469	25	0,93	45.2	22	41
30	00934,30 S	5410439061520	25	1,25	50.85	24	46
33	00934,33 S	5410439061582	25	1,63	55.37	26	50
36	00934,36 S	5410439061629	20	1,40	60.79	29	55
39	00934,39 S	5410439061667	10	0,46	66.44	31	60
42	00934,42 S	5410439061704	10	0,61	71.3	34	65
45	00934,45 S	5410439061735	10	0,72	76.95	36	70

Z
zinc pl.

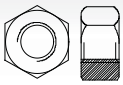

material : Steel Class |8|	**materiaal :** Staal |8|	**matière :** Acier Classe |8|	**Werkstoff :** Stahl Klasse |8|
type : standard	**type :** standaard	**type :** standard	**Typ :** normalmass
surface : zinc plated	**oppervlak :** verzinkt	**surface :** zingué	**Oberfläche :** verzinkt

* Cancelled since 10/1991 ** Height and wrench are different
* Vervallen vanaf 10/1991 ** Verschil in sleutelwijdte en hoogte
* Retiré à partir de 10/1991 ** Plat de clé et hauteurs sont differents
* Veraltet ab 10/1991 * Unterschied in Höhe und Schlüssel

Technical properties / Technische gegevens /
Données techniques / Technische Daten

M	art code	EAN	BOX	KG/ BOX	e min.	m max.	s max.
2	00934,02 Z	5410439109901	1000	1,00	4.38	1.6	4
2,5	00934,0250 Z	5410439306768	200	0,12	5.45	2	5
3	00934,03 Z	5410439060523	500	1,00	6.01	2.4	5.5
4	00934,04 Z	5410439060608	200	0,28	7.66	3.2	7
5	00934,05 Z	5410439060684	200	0,44	8.79	4	8
6	00934,06 Z	5410439060769	200	0,88	11.05	5	10
7	00934,07 Z	5410439060790	200	1,16	12.12	5.5	11
8	00934,08 Z	5410439060868	200	1,88	14.38	6.5	13
10	00934,10 Z	5410439060943	200	4,12	18.9	8	17
12	00934,12 Z	5410439061025	100	1,51	21.1	10	19
14	00934,14 Z	5410439061087	100	2,17	24.49	11	22
16	00934,16 Z	5410439061162	50	0,74	26.75	13	24
18	00934,18 Z	5410439061223	50	0,99	29.56	15	27
20	00934,20 Z	5410439061308	50	1,34	32.95	16	30
22	00934,22 Z	5410439061360	25	0,43	35.03	18	32
24	00934,24 Z	5410439061421	25	0,58	39.55	19	36
27	00934,27 Z	5410439061483	25	0,93	45.2	22	41
30	00934,30 Z	5410439061544	25	1,29	50.85	24	46
33	00934,33 Z	5410439061599	25	1,63	55.37	26	50
36	00934,36 Z	5410439061636	20	1,43	60.79	29	55
39	00934,39 Z	5410439061674	10	0,47	66.44	31	60
42	00934,42 Z	5410439307994	10	0,57	71.3	34	65
45	00934,45 Z	5410439111164	10	0,80	76.95	36	70

F

VV
hdg

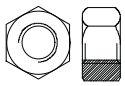

material : Steel Class |8|	**materiaal :** Staal Klasse |8|	**matière :** Acier Class |8|	**Werkstoff :** Stahl Klasse |8|
type : oversized +0,3	**type :** overmaats +0,3	**type :** surdim. +0,3	**Typ :** Übermass +0,3
surface : hot dipped galvanised	**oppervlak :** vuurverzinkt	**surface :** galv. à chaud	**Oberfläche :** feuerverzinkt

* Cancelled since 10/1991 ** Height and wrench are different
* Vervallen vanaf 10/1991 ** Verschil in sleutelwijdte en hoogte
* Retiré à partir de 10/1991 ** Plat de clé et hauteurs sont differents
* Veraltet ab 10/1991 * Unterschied in Höhe und Schlüssel

Technical properties / Technische gegevens /
Données techniques / Technische Daten

M	art code	EAN	BOX	KG/ BOX	e min.	m max.	s max.
8	00934,08 VZ	5410439101004	200	1,96	14.38	6.5	13
10	00934,10 VZ	5410439118439	200	4,20	18.9	8	17
12	00934,12 VZ	5410439118446	100	1,55	21.1	10	19
16	00934,16 VZ	5410439118460	50	0,75	26.75	13	24
20	00934,20 VZ	5410439118484	50	1,33	32.95	16	30
24	00934,24 VZ	5410439118507	50	2,36	39.55	19	36
27	00934,27 VZ	5410439118514	25	0,93	45.2	22	41
30	00934,30 VZ	5410439118521	25	1,39	50.85	24	46

S
steel

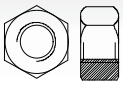

material : Class 10	**materiaal :** Klasse 10	**matière :** Classe 10	**Werkstoff :** Klasse 10
type : standard	**type :** standaard	**type :** standard	**Typ :** normalmass
surface : plain	**oppervlak :** blank	**surface :** brut	**Oberfläche :** roh

* Cancelled since 10/1991 ** Height and wrench are different
* Vervallen vanaf 10/1991 ** Verschil in sleutelwijdte en hoogte
* Retiré à partir de 10/1991 ** Plat de clé et hauteurs sont differents
* Veraltet ab 10/1991 * Unterschied in Höhe und Schlüssel

Technical properties / Technische gegevens /
Données techniques / Technische Daten

M	art code	EAN	BOX	KG/ BOX	e min.	m max.	s max.
8	00934,008 S-	5410439060851	200	1,96	14.38	6.5	13
10	00934,010 S-	5410439060936	200	4,12	18.9	8	17
12	00934,012 S-	5410439061018	100	1,73	21.1	10	19
14	00934,014 S-	5410439061070	100	2,24	24.49	11	22
16	00934,016 S-	5410439061155	50	0,76	26.75	13	24
20	00934,020 S-	5410439061292	50	1,41	32.95	16	30
24	00934,024 S-	5410439061414	25	0,62	39.55	19	36
30	00934,030 S-	5410439061537	25	1,39	50.85	24	46

Z
zinc pl.

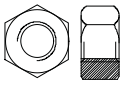

material : Class 10	**materiaal :** Klasse 10	**matière :** Classe 10	**Werkstoff :** Klasse 10
type : standard	**type :** standaard	**type :** standard	**Typ :** normalmass
surface : zinc plated	**oppervlak :** verzinkt	**surface :** zingué	**Oberfläche :** verzinkt

* Cancelled since 10/1991 ** Height and wrench are different
* Vervallen vanaf 10/1991 ** Verschil in sleutelwijdte en hoogte
* Retiré à partir de 10/1991 ** Plat de clé et hauteurs sont differents
* Veraltet ab 10/1991 * Unterschied in Höhe und Schlüssel

Technical properties / Technische gegevens /
Données techniques / Technische Daten

M	art code	EAN	BOX	KG/ BOX	e min.	m max.	s max.
8	00934,008 Z-	5410439060875	200	1,92	14.38	6.5	13
10	00934,010 Z-	5410439060950	200	4,16	18.9	8	17
12	00934,012 Z-	5410439061032	100	1,55	21.1	10	19
16	00934,016 Z-	5410439061179	50	0,75	26.75	13	24
20	00934,020 Z-	5410439413671	50	1,61	32.95	16	30

A2 inox

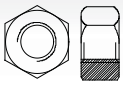

material : Stainless steel A2	**materiaal :** Inox A2	**matière :** Inox A2	**Werkstoff :** Edelstahl A2
type : standard	**type :** standaard	**type :** standard	**Typ :** normalmass
surface : plain	**oppervlak :** blank	**surface :** brut	**Oberfläche :** roh

* Cancelled since 10/1991 ** Height and wrench are different
* Vervallen vanaf 10/1991 ** Verschil in sleutelwijdte en hoogte
* Retiré à partir de 10/1991 ** Plat de clé et hauteurs sont differents
* Veraltet ab 10/1991 * Unterschied in Höhe und Schlüssel

Technical properties / Technische gegevens / Données techniques / Technische Daten

M	art code	EAN	BOX	KG/ BOX	e min.	m max.	s max.
3	00934,03 A2	5410439060462	200	0,16	6.01	2.4	5.5
4	00934,04 A2	5410439060547	200	0,32	7.66	3.2	7
5	00934,05 A2	5410439060622	200	0,44	8.79	4	8
6	00934,06 A2	5410439060707	200	0,92	11.05	5	10
8	00934,08 A2	5410439060806	200	1,92	14.38	6.5	13
10	00934,10 A2	5410439060882	200	4,20	18.9	8	17
12	00934,12 A2	5410439060967	200	6,20	21.1	10	19
14	00934,14 A2	5410439061049	100	2,25	24.49	11	22
16	00934,16 A2	5410439061100	100	3,01	26.75	13	24
18	00934,18 A2	5410439061186	50	1,07	29.56	15	27
20	00934,20 A2	5410439061247	50	1,35	32.95	16	30
22	00934,22 A2	5410439061322	25	0,44	35.03	18	32
24	00934,24 A2	5410439061384	25	0,61	39.55	19	36
27	00934,27 A2	5410439061445	25	0,92	45.2	22	41
30	00934,30 A2	5410439061506	25	1,29	50.85	24	46

A2D A2-deltaseal

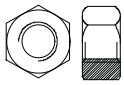

material : Stainless steel A2	**materiaal :** Inox A2	**matière :** Inox A2	**Werkstoff :** Edelstahl A2
type :	**type :**	**type :**	**Typ :**
surface : Delta seal	**oppervlak :** Delta seal	**surface :** Delta seal	**Oberfläche :** Delta seal

F

* Cancelled since 10/1991 ** Height and wrench are different
* Vervallen vanaf 10/1991 ** Verschil in sleutelwijdte en hoogte
* Retiré à partir de 10/1991 ** Plat de clé et hauteurs sont differents
* Veraltet ab 10/1991 * Unterschied in Höhe und Schlüssel

Technical properties / Technische gegevens / Données techniques / Technische Daten

M	art code	EAN	BOX	KG/ BOX	e min.	m max.	s max.
6	00934,06 A2D	5410439156776	100	0,25	11.05	5	10
8	00934,08 A2D	5410439105026	100	0,52	14.38	6.5	13
10	00934,10 A2D	5410439156783	100	1,16	18.9	8	17
12	00934,12 A2D	5410439156790	200	6,92	21.1	10	19
14	00934,14 A2D	5410439156806	100	2,50	24.49	11	22
16	00934,16 A2D	5410439306690	100	2,92	26.75	13	24
18	00934,18 A2D	5410439307734	100	4,94	29.56	15	27
20	00934,20 A2D	5410439307741	100	6,44	32.95	16	30
22	00934,22 A2D	5410439156813	100	7,90	35.03	18	32
24	00934,24 A2D	5410439156820	25	0,69	39.55	19	36
27	00934,27 A2D	5410439156837	25	1,03	45.2	22	41
30	00934,30 A2D	5410439156844	25	1,39	50.85	24	46

A4
inox

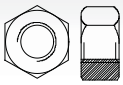

material : Stainless steel A4	**materiaal :** Inox A4	**matière :** Inox A4	**Werkstoff :** Edelstahl A4
type :	**type :**	**type :**	**Typ :**
surface : plain	**oppervlak :** blank	**surface :** brut	**Oberfläche :** roh

* Cancelled since 10/1991 ** Height and wrench are different
* Vervallen vanaf 10/1991 ** Verschil in sleutelwijdte en hoogte
* Retiré à partir de 10/1991 ** Plat de clé et hauteurs sont differents
* Veraltet ab 10/1991 * Unterschied in Höhe und Schlüssel

Technical properties / Technische gegevens / Données techniques / Technische Daten

M	art code	EAN	BOX	KG/ BOX	e min.	m max.	s max.
3	00934,03 A4	5410439060479	200	0,16	6.01	2.4	5.5
4	00934,04 A4	5410439060554	200	0,32	7.66	3.2	7
5	00934,05 A4	5410439060639	200	0,44	8.79	4	8
6	00934,06 A4	5410439060714	200	0,92	11.05	5	10
8	00934,08 A4	5410439060813	200	1,92	14.38	6.5	13
10	00934,10 A4	5410439060899	200	4,24	18.9	8	17
12	00934,12 A4	5410439060974	200	6,36	21.1	10	19
14	00934,14 A4	5410439061056	100	2,30	24.49	11	22
16	00934,16 A4	5410439061117	100	3,05	26.75	13	24
18	00934,18 A4	5410439061193	50	1,24	29.56	15	27
20	00934,20 A4	5410439061254	50	1,35	32.95	16	30
22	00934,22 A4	5410439061339	25	0,44	35.03	18	32
24	00934,24 A4	5410439061391	25	0,60	39.55	19	36
27	00934,27 A4	5410439061452	25	0,92	45.2	22	41
30	00934,30 A4	5410439061513	25	1,39	50.85	24	46
33	00934,33 A4	5410439061575	20	1,15	55.37	26	50

F

A4D
A4-deltaseal

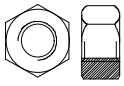

material : Stainless steel A4	**materiaal :** Inox A4	**matière :** Inox A4	**Werkstoff :** Edelstahl A4
type :	**type :**	**type :**	**Typ :**
surface : Delta seal	**oppervlak :** Delta seal	**surface :** Delta seal	**Oberfläche :** Delta seal

* Cancelled since 10/1991 ** Height and wrench are different
* Vervallen vanaf 10/1991 ** Verschil in sleutelwijdte en hoogte
* Retiré à partir de 10/1991 ** Plat de clé et hauteurs sont differents
* Veraltet ab 10/1991 * Unterschied in Höhe und Schlüssel

Technical properties / Technische gegevens / Données techniques / Technische Daten

M	art code	EAN	BOX	KG/ BOX	e min.	m max.	s max.
12	00934,12 A4D	5410439114820	100	1,73	21.1	10	19
14	00934,14 A4D	5410439145565	100	2,50	24.49	11	22
16	00934,16 A4D	5410439123310	100	3,11	26.75	13	24
20	00934,20 A4D	5410439114837	100	5,35	32.95	16	30
22	00934,22 A4D	5410439156851	100	7,90	35.03	18	32
24	00934,24 A4D	5410439145992	25	0,60	39.55	19	36
27	00934,27 A4D	5410439156868	25	1,03	45.2	22	41
30	00934,30 A4D	5410439156875	25	1,39	50.85	24	46

MS
Brass

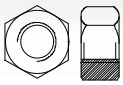

material : Brass	**materiaal :** Messing	**matière :** Laiton	**Werkstoff :** Messing
type :	**type :**	**type :**	**Typ :**
surface : plain	**oppervlak :** blank	**surface :** brut	**Oberfläche :** roh

* Cancelled since 10/1991 ** Height and wrench are different
* Vervallen vanaf 10/1991 ** Verschil in sleutelwijdte en hoogte
* Retiré à partir de 10/1991 ** Plat de clé et hauteurs sont differents
* Veraltet ab 10/1991 * Unterschied in Höhe und Schlüssel

Technical properties / Technische gegevens /
Données techniques / Technische Daten

M	art code	EAN	BOX	KG/ BOX	e min.	m max.	s max.
3	00934,03 MS	5410439060486	200	0,16	6.01	2.4	5.5
4	00934,04 MS	5410439060561	200	0,32	7.66	3.2	7
5	00934,05 MS	5410439060646	200	0,48	8.79	4	8
6	00934,06 MS	5410439060721	200	0,92	11.05	5	10
8	00934,08 MS	5410439060820	200	2,12	14.38	6.5	13
10	00934,10 MS	5410439060905	200	4,48	18.9	8	17
12	00934,12 MS	5410439060981	50	0,42	21.1	10	19
14	00934,14 MS	5410439118538	25	0,16	24.49	11	22
16	00934,16 MS	5410439061124	25	0,20	26.75	13	24
18	00934,18 MS	5410439118545	20	0,20	29.56	15	27
20	00934,20 MS	5410439061261	25	0,37	32.95	16	30
24	00934,24 MS	5410439118569	20	0,40	39.55	19	36
27	00934,27 MS	5410439118576	20	0,62	45.2	22	41

N
nylon

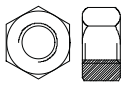

material : Plastic PA	**materiaal :** Kunststof PA	**matière :** Plastique PA	**Werkstoff :** Kunststoff PA
type :	**type :**	**type :**	**Typ :**
surface : self-colour	**oppervlak :** natuurkleur	**surface :** naturel	**Oberfläche :** naturel

F

* Cancelled since 10/1991 ** Height and wrench are different
* Vervallen vanaf 10/1991 ** Verschil in sleutelwijdte en hoogte
* Retiré à partir de 10/1991 ** Plat de clé et hauteurs sont differents
* Veraltet ab 10/1991 * Unterschied in Höhe und Schlüssel

Technical properties / Technische gegevens /
Données techniques / Technische Daten

M	art code	EAN	BOX	KG/ BOX	e min.	m max.	s max.
3	00934,03 N	5410439060493	200	0,04	6.01	2.4	5.5
4	00934,04 N	5410439060578	200	0,32	7.66	3.2	7
5	00934,05 N	5410439060653	200	0,12	8.79	4	8
6	00934,06 N	5410439060738	200	0,20	11.05	5	10
8	00934,08 N	5410439060837	200	0,36	14.38	6.5	13
10	00934,10 N	5410439060912	200	0,64	18.9	8	17
12	00934,12 N	5410439060998	200	0,92	21.1	10	19
16	00934,16 N	5410439061131	200	1,80	26.75	13	24
20	00934,20 N	5410439061278	200	3,80	32.95	16	30

HEXAGON NUTS

ZESKANTMOER

ECROU HEXAGONAL

SECHSKANTMUTTERN

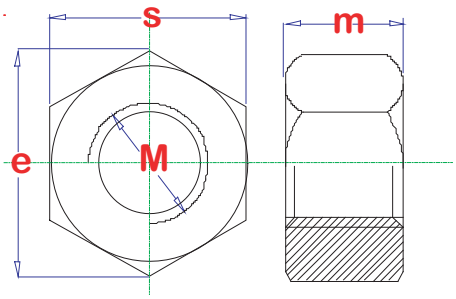

Z
zinc pl.

material : Class 8	**materiaal :** Klasse |8|	**matière :** Classe 8	**Werkstoff :** Klasse 8
type : standard	**type :** standaard	**type :** standard	**Typ :** normalmass
surface : zinc plated	**oppervlak :** verzinkt	**surface :** zingué	**Oberfläche :** verzinkt

Technical properties / Technische gegevens /
Données techniques / Technische Daten

M	art code	EAN	BOX	KG/ BOX	c max.	da max.	dw min.	e min.	m max.	mw min.	p	s max.
10	I4032,10 Z	5410439189101	200	4,64	0,6	10,8	14,6	17,77	8,4	6,4	1,50	16
12	I4032,12 Z	5410439385091	100	1,73	0,6	13	16,6	20,03	10,8	8,3	1,75	18
14	I4032,14 Z	5410439385107	100	2,33	0,6	15,1	19,6	23,36	12,8	9,7	2,00	21
22	I4032,22 Z	5410439385176	25	0,43	0,8	23,7	31,4	37,29	19,4	14,5	2,50	34

SS
Hardened steel

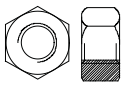

material : Class 8	**materiaal :** Klasse 8	**matière :** Classe 8	**Werkstoff :** Klasse 8
type : standard	**type :** standaard	**type :** standard	**Typ :** normalmass
surface : plain	**oppervlak :** blank	**surface :** brut	**Oberfläche :** roh

Technical properties / Technische gegevens /
Données techniques / Technische Daten

M	art code	EAN	BOX	KG/ BOX	c max.	da max.	dw min.	e min.	m max.	mw min.	p	s max.
36	I4032,36 SS	5410439265225	20	0,82	0,8	38,9	51,1	60,79	31,0	23,5	4,00	55

THIN HEXAGON NUTS

ZESKANTMOER LAGE VORM

ECROU HEXAGONAL FORME BASSE

SECHSKANTMUTTERN NIEDRIGE FORM

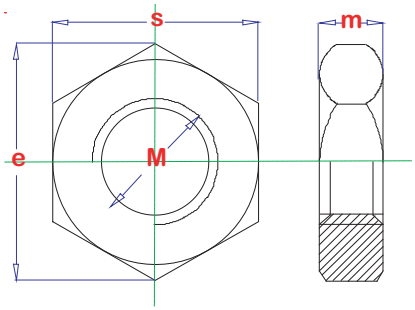

Z
zinc pl.

material : Hardness class 17H	**materiaal :** Hardheidsklasse 17H	**matière :** Classe dureté 17H	**Werkstoff :** Härteklasse 17H
type : standard	**type :** standaard	**type :** standard	**Typ :** normalmass
surface : zinc plated	**oppervlak :** verzinkt	**surface :** zingué	**Oberfläche :** verzinkt

Technical properties / Technische gegevens /
Données techniques / Technische Daten

M	art code	EAN	BOX	KG/ BOX	e	m	s
8	00936,08 Z	5410439307574	200	1,48	14,38	5	13
10	00936,10 Z	5410439305228	200	3,12	18,9	6	17
12	00936,12 Z	5410439304627	200	4,84	21,1	7	19
16	00936,16 Z	5410439118620	100	2,01	26,75	8	24
20	00936,20 Z	5410439118644	100	3,11	33,53	9	30
24	00936,24 Z	5410439118668	50	1,27	39,98	10	36

HEXAGON NUT HEIGHT = 3D

ZESKANTMOER 3D HOOG

ECROU HEXAGONAL HAUTEUR 3D

SECHSKANTMUTTER 3D HOCH

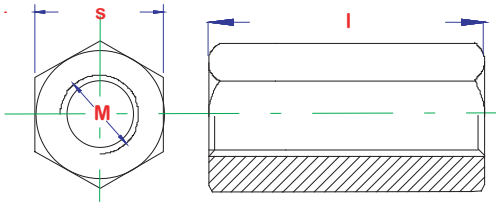

Z
zinc pl.

material : Class 5	**materiaal :** Klasse 5	**matière :** Classe 5	**Werkstoff :** Klasse 5
type : standard	**type :** standaard	**type :** standard	**Typ :** normalmass
surface : zinc plated	**oppervlak :** verzinkt	**surface :** zingué	**Oberfläche :** verzinkt

Technical properties / Technische gegevens /
Données techniques / Technische Daten

M x l	art code	EAN	BOX	KG/ BOX	s
3 x 9	06334,03 Z	5410439140638	200	0,60	SW5,5
4 x 12	06334,04 Z	5410439306997	200	1,12	SW7
5 x 15	06334,05 Z	5410439072779	200	1,68	SW8
6 x 18	06334,06 Z	5410439072809	100	0,85	SW10
7 x 21	06334,07 Z	5410439127561	100	1,17	SW11
8 x 24	06334,08 Z	5410439072830	100	1,83	SW13
10 x 30	06334,10 Z	5410439072861	100	4,04	SW17
12 x 36	06334,12 Z	5410439072892	50	1,45	SW19
14 x 42	06334,14 Z	5410439104791	50	2,26	SW22
16 x 48	06334,16 Z	5410439072939	25	0,73	SW24
18 x 54	06334,18 Z	5410439104784	25	1,04	SW27
20 x 60	06334,20 Z	5410439072977	10	0,23	SW30
22 x 66	06334,22 Z	5410439213837	15	0,60	SW32
24 x 72	06334,24 Z	5410439073011	10	0,40	SW36
27 x 81	06334,27 Z	5410439176743	10	0,55	SW41
30 x 90	06334,30 Z	5410439176750	5	0,21	SW46

A2
inox

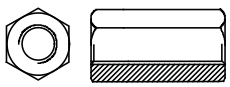

material : Stainless steel A2	**materiaal :** Inox A2	**matière :** Inox A2	**Werkstoff :** Edelstahl A2
type : standard	**type :** standaard	**type :** standard	**Typ :** normalmass
surface : plain	**oppervlak :** blank	**surface :** brut	**Oberfläche :** roh

Technical properties / Technische gegevens /
Données techniques / Technische Daten

M x l	art code	EAN	BOX	KG/ BOX	s
6 x 18	06334,06 A2	5410439072786	100	0,89	SW10
8 x 24	06334,08 A2	5410439072816	100	1,90	SW13
10 x 30	06334,10 A2	5410439072847	50	1,07	SW17
12 x 36	06334,12 A2	5410439072878	50	1,53	SW19
16 x 48	06334,16 A2	5410439072915	25	0,74	SW24

Din 982 (05/1987)

HEXAGON SELF-LOCKING NUT HIGH TYPE

ZESKANT BORGMOER HOGE VORM

ECROU DE SECURITE FORME HAUTE

SECHSKANTSICHERUNGSMUTTER HOHE FORM

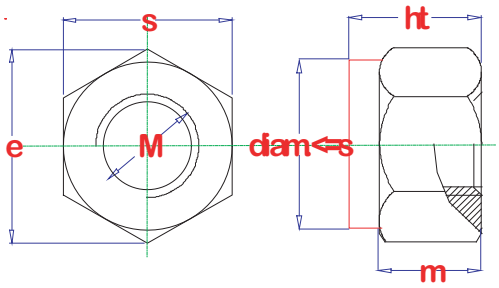

Z
zinc pl.

material : Steel Class |8|	**materiaal :** Staal Klasse |8|	**matière :** Acier Classe |8|	**Werkstoff :** Stahl Klasse |8|
type : with nylon ring	**type :** met nylon ring	**type :** avec bague nylon	**Typ :** mit Nylon Ring
surface : zinc plated	**oppervlak :** verzinkt	**surface :** zingué	**Oberfläche :** verzinkt

Technical properties / Technische gegevens /
Données techniques / Technische Daten

M	art code	EAN	BOX	KG/ BOX	e min.	ht	m min.	s max.
5	00982,05 Z	5410439069779	200	0,60	8,79	6,3	4,4	8
6	00982,06 Z	5410439069786	200	1,24	11,05	8	4,9	10
8	00982,08 Z	5410439069793	200	2,44	14,38	9,5	6,44	13
10	00982,10 Z	5410439069809	200	5,24	17,77	11,5	8,04	17
12	00982,12 Z	5410439069816	200	7,64	20,03	14	10,37	19
16	00982,16 Z	5410439069830	100	3,64	26,75	18	14,1	24
20	00982,20 Z	5410439069854	50	1,72	32,95	22	16,9	30

Din 985 (05/1987)

SELF-LOCKING HEXAGON NUT WITH PLASTIC INSERT

ZELFBORGENDE ZESKANTMOER MET KUNSTSTOF RING

ECROU AUTOSERRANT HEXAGONAL AVEC ANNEAU NYLON

SECHSKANT SICHERUNGSMUTTER MIT KUNSTSTOFF RING

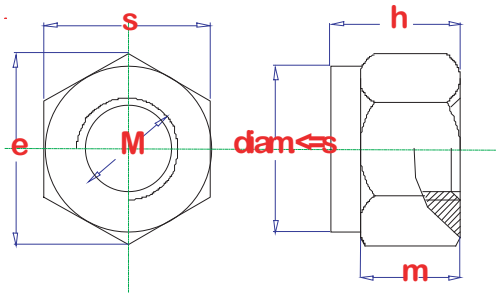

Z
zinc pl.

material : Steel Class |6|	**materiaal :** Staal Klasse |6|	**matière :** Acier Classe |6|	**Werkstoff :** Stahl Klasse |6|
type : standard	**type :** standaard	**type :** standard	**Typ :** normalmass
surface : zinc plated	**oppervlak :** verzinkt	**surface :** zingué	**Oberfläche :** verzinkt

Technical properties / Technische gegevens /
Données techniques / Technische Daten

M	art code	EAN	BOX	KG/ BOX	e min.	h max.	m min.	s max.
3	00985,03 Z	5410439069892	200	0,20	6.01	4	2.4	5.5
4	00985,04 Z	5410439069915	200	0,36	7.66	5	2.9	7
5	00985,05 Z	5410439069939	200	0,44	8.79	5	3.2	8
6	00985,06 Z	5410439101455	200	0,88	11.05	6	4	10
7	00985,07 Z	5410439069984	200	1,24	12.12	7.5	4.7	11
8	00985,08 Z	5410439070003	200	2,08	14.38	8	5.5	13
10	00985,10 Z	5410439070034	200	4,28	18.9	10	6.5	17
12	00985,12 Z	5410439070065	200	6,08	21.1	12	8	19
14	00985,14 Z	5410439070096	100	2,41	24.49	14	9.5	22
16	00985,16 Z	5410439070126	100	3,04	26.75	16	10	24
18	00985,18 Z	5410439070157	50	1,10	29.56	18.5	13	27
20	00985,20 Z	5410439070188	50	1,46	32.95	20	14	30
22	00985,22 Z	5410439070218	25	0,45	35.03	22	15	32
24	00985,24 Z	5410439070249	25	0,63	39.55	24	15	36
27	00985,27 Z	5410439070263	25	0,94	45.2	27	17	41
30	00985,30 Z	5410439070287	25	1,33	50.85	30	19	46

Z
zinc pl.

material : Class 10	**materiaal :** Klasse 10	**matière :** Classe 10	**Werkstoff :** Klasse 10
type : standard	**type :** standaard	**type :** standard	**Typ :** normalmass
surface : zinc plated	**oppervlak :** verzinkt	**surface :** zingué	**Oberfläche :** verzinkt

Technical properties / Technische gegevens /
Données techniques / Technische Daten

M	art code	EAN	BOX	KG/ BOX	e min.	h max.	m min.	s max.
6	00985,06 Z-	5410439069977	200	0,96	11.05	6	4	10
8	00985,08 Z-	5410439070010	200	1,92	14.38	8	5.5	13
10	00985,10 Z-	5410439070041	200	4,52	18.9	10	6.5	17
12	00985,12 Z-	5410439070072	200	6,88	21.1	12	8	19
14	00985,14 Z-	5410439070102	100	2,60	24.49	14	9.5	22
16	00985,16 Z-	5410439070133	100	3,18	26.75	16	10	24
18	00985,18 Z-	5410439070164	50	1,13	29.56	18.5	13	27
20	00985,20 Z-	5410439070195	50	1,63	32.95	20	14	30
22	00985,22 Z-	5410439070225	25	0,47	35.03	22	15	32
24	00985,24 Z-	5410439070256	25	0,63	39.55	24	15	36
27	00985,27 Z-	5410439070270	25	1,01	45.2	27	17	41
30	00985,30 Z-	5410439070294	25	1,33	50.85	30	19	46
36	00985,36 Z-	5410439269520	10	0,42	60.79	36	25	55

A2
inox

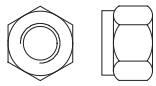

material : Stainless steel A2	**materiaal :** Inox A2	**matière :** Inox A2	**Werkstoff :** Edelstahl A2
type : standard	**type :** standaard	**type :** standard	**Typ :** normalmass
surface : plain	**oppervlak :** blank	**surface :** brut	**Oberfläche :** roh

F

Technical properties / Technische gegevens /
Données techniques / Technische Daten

M	art code	EAN	BOX	KG/ BOX	e min.	h max.	m min.	s max.
3	00985,03 A2	5410439069885	200	0,24	6.01	4	2.4	5.5
4	00985,04 A2	5410439069908	200	0,40	7.66	5	2.9	7
5	00985,05 A2	5410439069922	200	0,44	8.79	5	3.2	8
6	00985,06 A2	5410439069953	200	0,92	11.05	6	4	10
8	00985,08 A2	5410439069991	200	1,88	14.38	8	5.5	13
10	00985,10 A2	5410439070027	200	4,16	18.9	10	6.5	17
12	00985,12 A2	5410439070058	200	6,00	21.1	12	8	19
14	00985,14 A2	5410439070089	100	2,34	24.49	14	9.5	22
16	00985,16 A2	5410439070119	50	0,78	26.75	16	10	24
18	00985,18 A2	5410439070140	50	1,13	29.56	18.5	13	27
20	00985,20 A2	5410439070171	50	1,48	32.95	20	14	30
24	00985,24 A2	5410439070232	25	0,66	39.55	24	15	36

Z
zinc pl.

material : Steel class 10	**materiaal :** Staal klasse 10	**matière :** Acier classe 10	**Werkstoff :** Stahl Klasse 10
type : metric fine thread	**type :** metrisch fijn	**type :** filet métrique fin	**Typ :** metrisch Feingewinde
surface : zinc plated	**oppervlak :** verzinkt	**surface :** zingué	**Oberfläche :** verzinkt

Technical properties / Technische gegevens /
Données techniques / Technische Daten

M	art code	EAN	BOX	KG/ BOX	e min.	h max.	m min.	s max.
8	MF985,08100 Z-	5410439003988	100	0,54	14.38	8	5.5	13
10	MF985,10100 Z-	5410439003995	100	1,06	18.9	10	6.5	17
10	MF985,10125 Z-	5410439004008	100	1,17	18.9	10	6.5	17
12	MF985,12100 Z-	5410439091657	100	1,51	21.1	12	8	19
12	MF985,12125 Z-	5410439269537	100	1,72	21.1	12	8	19
12	MF985,12150 Z-	5410439091664	100	1,55	21.1	12	8	19
14	MF985,14150 Z-	5410439091671	50	0,60	24.49	14	9.5	22
16	MF985,16150 Z-	5410439091688	50	0,85	26.75	16	10	24
18	MF985,18150 Z-	5410439091695	50	1,13	29.56	18.5	13	27
20	MF985,20150 Z-	5410439091718	50	1,63	32.95	20	14	30
20	MF985,20200 Z-	5410439091725	50	1,55	32.95	20	14	30
22	MF985,22150 Z-	5410439091732	25	0,47	35.03	22	15	32
24	MF985,24150 Z-	5410439091756	25	0,65	39.55	24	15	36
24	MF985,24200 Z-	5410439091763	25	0,63	39.55	24	15	36
30	MF985,30200 Z-	5410439091800	10	0,00	50.85	30	19	46

Din 986 (02/2000)

HEXAGON DOMED CAP NUT SELF-LOCKING

ZESKANT DOPMOER ZELFBOREND

ECROU BORGNE AUTOSERRANT

SECHSKANT-HUTMUTTER SELBSTSICHERND

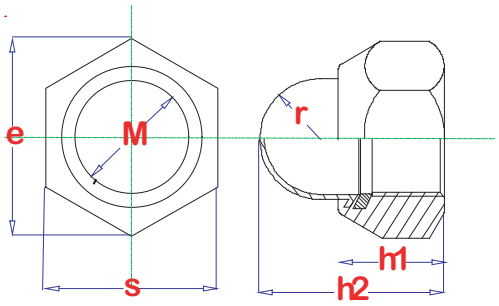

Z
zinc pl.

material : Steel Class |6|	**materiaal :** Staal Klasse |6|	**matière :** Acier Classe |6|	**Werkstoff :** Stahl Klasse |6|
type : with nylon ring	**type :** met nylon ring	**type :** avec bague nylon	**Typ :** mit Nylon Ring
surface : zinc plated	**oppervlak :** verzinkt	**surface :** zingué	**Oberfläche :** verzinkt

Technical properties / Technische gegevens /
Données techniques / Technische Daten

M	art code	EAN	BOX	KG/ BOX	e min.	h1 max.	h2 max.	r max.	s max.	Weight
4	00986,04 Z	5410439070300	200	0,44	7.66	5.85	9.6	2.7	7	1.4
5	00986,05 Z	5410439070317	200	0,68	8.79	6.25	10.85	3.5	8	1.55
6	00986,06 Z	5410439070324	200	1,28	11.05	7.85	12.35	4	10	3.3
8	00986,08 Z	5410439070331	200	2,36	14.38	9.25	14.35	5.1	13	5.3
10	00986,10 Z	5410439070348	200	5,48	18.9	10.9	18.5	6.3	16	10.7
12	00986,12 Z	5410439070355	100	2,01	21.1	13.9	22.9	7.8	18	18.3
16	00986,16 Z	5410439070379	50	0,92	26.75	16.9	27.9	9.8	24	37.1
20	00986,20 Z	5410439152761	25	0,29	32.95	21.5	35.5	11.8	30	111

SELF-LOCKING HEXAGON NUT FULL METAL

ZELFBORGENDE ZESKANTMOER VOLL.METAAL

ECROU AUTOSERRANT HEXAGONAL ENTIÈREMENT MÉTAL

SECHSKANT SICHERUNGSMUTTER GANZMETALL

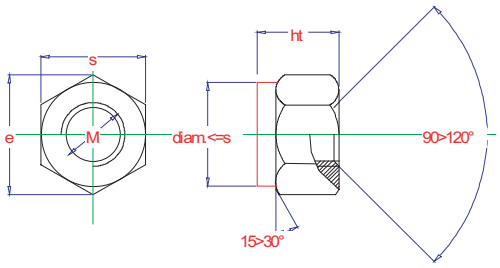

Z
zinc pl.

material : Steel Class |8|	**materiaal :** Staal Klasse |8|	**matière :** Acier Classe |8|	**Werkstoff :** Stahl Klasse |8|
type : standard	**type :** standaard	**type :** standard	**Typ :** normalmass
surface : zinc plated	**oppervlak :** verzinkt	**surface :** zingué	**Oberfläche :** verzinkt

Technical properties / Technische gegevens /
Données techniques / Technische Daten

M	art code	EAN	BOX	KG/ BOX	E-min	HT-max	S-max
6	0980V,06 Z	5410439166058	200	1,04	11.05	6	10
8	0980V,08 Z	5410439166065	200	2,28	14.38	8	13
10	0980V,10 Z	5410439107976	200	5,08	16.9	10	17
12	0980V,12 Z	5410439166072	200	7,08	21.1	12	19
16	0980V,16 Z	5410439166089	100	3,60	26.75	16	24
20	0980V,20 Z	5410439166096	50	1,63	32.95	20	30
24	0980V,24 Z	5410439168045	25	0,74	39.55	24	36
27	0980V,27 Z	5410439168052	25	1,01	45.2	27	41
30	0980V,30 Z	5410439168069	10	0,24	50.85	30	46

F

A2
inox

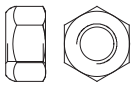

material : Stainless steel	**materiaal :** Inox A2	**matière :** Inox A2	**Werkstoff :** Edelstahl A2
type : standard	**type :** standaard	**type :** standard	**Typ :** normalmass
surface : plain	**oppervlak :** blank	**surface :** brut	**Oberfläche :** roh

Technical properties / Technische gegevens /
Données techniques / Technische Daten

M	art code	EAN	BOX	KG/ BOX	E-min	HT-max	S-max
4	0980V,04 A2	5410439436380	200	0,32	7.66	4.2	7
5	0980V,05 A2	5410439380843	200	0,52	8.79	5.1	8
6	0980V,06 A2	5410439380881	200	0,96	11.05	6	10
8	0980V,08 A2	5410439380898	200	2,20	14.38	8	13
10	0980V,10 A2	5410439181631	200	4,92	16.9	10	17
12	0980V,12 A2	5410439380775	200	6,80	21.1	12	19
16	0980V,16 A2	5410439380782	100	3,54	26.75	16	24

SELF-LOCKING HEX. NUT FULL METAL

ZELFBORGENDE ZESKANTMOER VOLL.METAAL

ECROU AUTOSERRANT HEXAGONAL ENTIÈREMENT MÉTAL

SECHSKANT SICHERUNGSMUTTER GANZMETALL

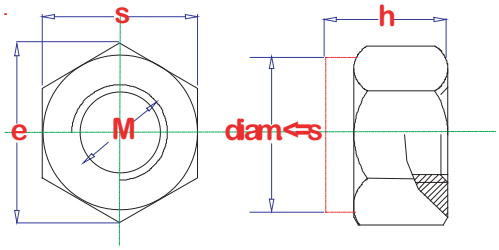

Z
zinc pl.

material : Steel Class |8|	**materiaal :** Staal Klasse |8|	**matière :** Acier Classe |8|	**Werkstoff :** Stahl Klasse |8|
type : standard	**type :** standaard	**type :** standard	**Typ :** normalmass
surface : zinc plated	**oppervlak :** verzinkt	**surface :** zingué	**Oberfläche :** verzinkt

Technical properties / Technische gegevens /
Données techniques / Technische Daten

M	art code	EAN	BOX	KG/ BOX	e min.	h max.	s max.	weight
6	06925,06 Z	5410439074261	200	0,96	11.05	6	10	2.4
8	06925,08 Z	5410439074278	200	2,40	14.38	8	13	5.1
10	06925,10 Z	5410439074285	200	4,28	17.77	10	16	9.4
12	06925,12 Z	5410439074292	100	1,45	20.03	12	18	14.5

SELF LOCKING COUNTER NUT

PAL-MOER

ECROU DE SECURITE

SICHERUNGSMUTTER

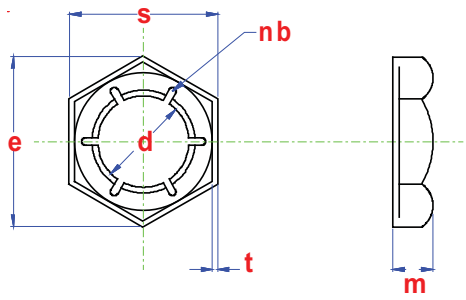

Z
zinc pl.

material : Spring steel	**materiaal :** Veerstaal	**matière :** Acier ressort	**Werkstoff :** Federstahl
type : standard	**type :** standaard	**type :** standard	**Typ :** normalmass
surface : zinc plated	**oppervlak :** verzinkt	**surface :** zingué	**Oberfläche :** verzinkt

Technical properties / Technische gegevens /
Données techniques / Technische Daten

M	art code	EAN	BOX	KG/ BOX	d	e	m	nb	s	t
5	07967,05 Z	5410439074452	200	0,12	4,5	9,2	2,5	x 6	8	0,44
6	07967,06 Z	5410439074476	200	0,16	5,3	11,5	3	x 6	10	0,44
8	07967,08 Z	5410439074490	200	0,36	6,9	15	3,5	x 6	13	0,56
10	07967,10 Z	5410439074513	200	0,56	8,6	19,6	4	x 6	17	0,56
12	07967,12 Z	5410439074537	200	0,84	10,4	21,9	4,5	x 6	19	0,66
14	07967,14 Z	5410439074544	200	1,00	12	25,4	5	x 6	22	0,66
16	07967,16 Z	5410439074568	200	1,36	14,1	27,7	5	x 6	24	0,76
20	07967,20 Z	5410439074582	200	2,44	17,6	34,6	6	x 6	30	0,86
22	07967,22 Z	5410439074599	50	0,16	19,6	36,9	6	x 6	32	0,86
24	07967,24 Z	5410439074612	50	0,26	21	41,6	7	x 6	36	0,96
27	07967,27 Z	5410439074629	50	0,33	24,2	47,3	7	x 6	41	1,12
30	07967,30 Z	5410439074636	25	0,11	26,6	53,1	8	x 6	46	1,22

HEXAGON FLANGE NUT SERRATED

ZESKANT FLENSMOER GEKARTELD

ECROU HEXAGONAL A EMBASE CRANTÉ

SECHSKANTMUTTER SERZAHNT

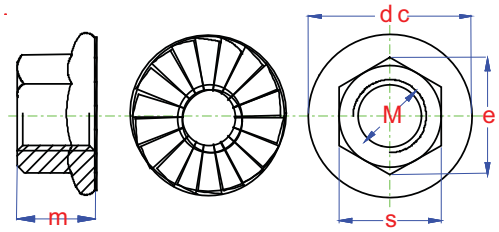

Z
zinc pl.

material : Steel Class |6|	**materiaal :** Staal Klasse |6|	**matière :** Acier Classe |6|	**Werkstoff :** Stahl Klasse |6|
type : standard	**type :** standaard	**type :** standard	**Typ :** normalmass
surface : zinc plated	**oppervlak :** verzinkt	**surface :** zingué	**Oberfläche :** verzinkt

Technical properties / Technische gegevens /
Données techniques / Technische Daten

M	art code	EAN	BOX	KG/ BOX	dc	e	m	s
4	000GM,04 Z	5410439237826	200	0,52				
5	000GM,05 Z	5410439306744	200	0,68	11,8	8,79	5	8
6	000GM,06 Z	5410439307604	200	1,24	14,2	11,05	6	10
8	000GM,08 Z	5410439306935	200	2,72	17,9	14,38	8	13
10	000GM,10 Z	5410439305501	200	4,32	21,8	17,77	10	16
12	000GM,12 Z	5410439105019	100	1,89	26	20,03	12	18
16	000GM,16 Z	5410439176873	100	4,55	34,5	26,75	16	24

F

A2
inox

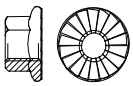

material : Stainless steel A2	**materiaal :** Inox A2	**matière :** Inox A2	**Werkstoff :** Edelstahl A2
type : standard	**type :** standaard	**type :** standard	**Typ :** normalmass
surface : plain	**oppervlak :** blank	**surface :** brut	**Oberfläche :** roh

Technical properties / Technische gegevens /
Données techniques / Technische Daten

M	art code	EAN	BOX	KG/ BOX	dc	e	m	s
4	000GM,04 A2	5410439176880	200	0,56				
5	000GM,05 A2	5410439141956	200	0,68	11,8	8,79	5	8
6	000GM,06 A2	5410439306522	200	1,32	14,2	11,05	6	10
8	000GM,08 A2	5410439176897	200	2,72	17,9	14,38	8	13
10	000GM,10 A2	5410439176903	200	4,52	21,8	17,77	10	16
12	000GM,12 A2	5410439176910	100	2,09	26	20,03	12	18

Din 929 (01/2000)

HEXAGON WELD NUT

ZESKANT LASMOER

ECROU HEXAGONAL A SOUDER

SECHSKANT-SCHWEISSMUTTER

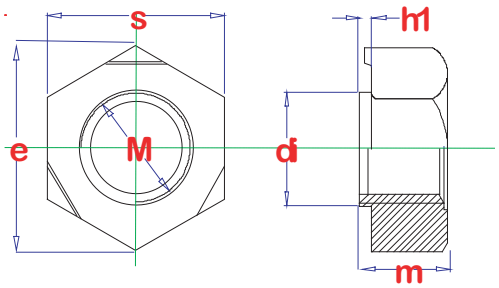

S
steel

material : Steel C < 0,25%	**materiaal :** Staal C < 0,25%	**matière :** Acier C < 0,25%	**Werkstoff :** Stahl C < 0,25%
type : standard	**type :** standaard	**type :** standard	**Typ :** normalmass
surface : plain	**oppervlak :** blank	**surface :** brut	**Oberfläche :** roh

Technical properties / Technische gegevens /
Données techniques / Technische Daten

M	art code	EAN	BOX	KG/ BOX	di max.	e min.	h1 max.	m max.	s max.	weight
4	00929,04 S	5410439117135	200	0,56	5,97	9,83	0,65	3,5	9	1,13
5	00929,05 S	5410439117142	200	0,76	6,96	10,95	0,7	4	10	1,73
6	00929,06 S	5410439305341	200	1,08	7,96	12,02	0,75	5	11	2,5
8	00929,08 S	5410439306164	200	2,12	10,45	15,38	0,9	6,5	14	5,27
10	00929,10 S	5410439006002	200	3,96	12,45	18,74	1,15	8	17	9,58
12	00929,12 S	5410439006286	200	5,80	14,75	20,91	1,4	10	19	13,7

F

TEE NUT WITH PRONGE

INSLAGMOER

ECROU A ENFONCER POUR BOIS

EINSCHLAGMUTTER

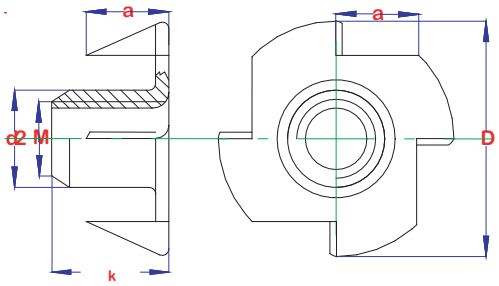

material : Steel	**materiaal :** Staal	**matière :** Acier	**Werkstoff :** Stahl
type : standard	**type :** standaard	**type :** standard	**Typ :** normalmass
surface : zinc plated	**oppervlak :** verzinkt	**surface :** zingué	**Oberfläche :** verzinkt

Technical properties / Technische gegevens /
Données techniques / Technische Daten

M x k	art code	EAN	BOX	KG/ BOX	d2	D
4 x 6	000IM,040006Z	5410439009614	200	0,84	5,6	15
5 x 8	000IM,050008Z	5410439009621	200	1,00	6,5	17
6 x 9	000IM,060009Z	5410439009638	200	1,52	7,7	19
8 x 11	000IM,080011Z	5410439009645	200	2,24	10	22
8 x 17	000IM,080017Z	5410439126731	200	2,96	10	22
10 x 13	000IM,100013Z	5410439009652	200	3,28	12	25

Din 315 (07/1998)

WING NUT

VLEUGELMOER

ECROU A AILETTES

FLÜGELMUTTER

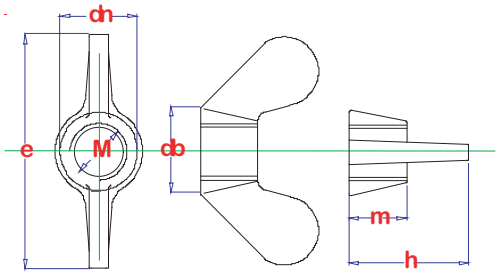

Z
zinc pl.

material : Malleable iron	**materiaal :** Gietijzer	**matière :** Fonte malléable	**Werkstoff :** Temperguss
type : standard	**type :** standaard	**type :** standard	**Typ :** normalmass
surface : zinc plated	**oppervlak :** verzinkt	**surface :** zingué	**Oberfläche :** verzinkt

Technical properties / Technische gegevens /
Données techniques / Technische Daten

M	art code	EAN	BOX	KG/ BOX	db max.	dn max.	e max.	h max.	m max.
4	00315,04 Z	5410439028035	500	4,50	8	7	20	10.5	4.6
5	00315,05 Z	5410439028059	500	10,00	11	9	26	13	6.5
6	00315,06 Z	5410439028073	200	3,12	13	11	33	17	8
8	00315,08 Z	5410439028097	100	1,10	16	12.5	39	20	10
10	00315,10 Z	5410439028110	100	2,87	20	16.5	51	25	12
12	00315,12 Z	5410439028134	50	1,30	23	19.5	65	33.5	14
14	00315,14 Z	5410439028141	50	1,22	23	20	64	34	14
16	00315,16 Z	5410439028165	20	0,36	29	23	73	37.5	17
18	00315,18 Z	5410439166041	20	0,34	30	25	75	40	19
20	00315,20 Z	5410439028172	10	0,16	35	29	90	46.5	21

F

N
nylon

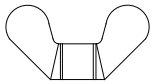

material : Plastic PA	**materiaal :** Kunststof PA	**matière :** Plastique PA	**Werkstoff :** Kunststoff PA
type : standard	**type :** standaard	**type :** standard	**Typ :** normalmass
surface : self-colour	**oppervlak :** natuurkleur	**surface :** naturel	**Oberfläche :** naturel

Technical properties / Technische gegevens /
Données techniques / Technische Daten

M	art code	EAN	BOX	KG/ BOX	db max.	dn max.	e max.	h max.	m max.
6	00315,06 N	5410439113441	100	0,80	13	11	33	17	8
8	00315,08 N	5410439113458	100	0,23	16	12.5	39	20	10
10	00315,10 N	5410439113465	100	3,50	20	16.5	51	25	12

Din 314

Similar Din 314

WING NUT

VLEUGELMOER

ECROU A AILETTES

FLUGELMUTTER

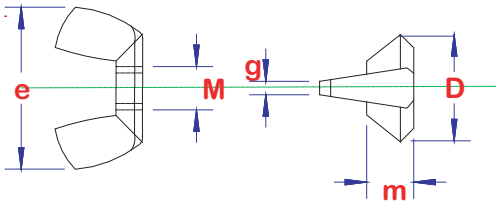

Z
zinc pl.

material : Steel	**materiaal :** Staal	**matière :** Acier	**Werkstoff :** Stahl
type : American type	**type :** Amerikaans model	**type :** forme Américaine	**Typ :** amerikanischer Form
surface : zinc plated	**oppervlak :** verzinkt	**surface :** zingué	**Oberfläche :** verzinkt

Technical properties / Technische gegevens /
Données techniques / Technische Daten

M	art code	EAN	BOX	KG/ BOX	e	g	m	D
3	AV315,03 Z	5410439116879	500	4,75	17,6	1,6	2,9	8
4	AV315,04 Z	5410439000468	500	4,50	17,6	1,6	2,9	8
5	AV315,05 Z	5410439000482	200	1,28	22,5	2,1	4,1	10,3
6	AV315,06 Z	5410439000505	200	2,40	27,8	2,5	5,1	12,7
8	AV315,08 Z	5410439000772	100	0,77	30,3	2,8	5,6	13,8
10	AV315,10 Z	5410439000796	100	1,23	36,2	3,3	6,8	16,5
12	AV315,12 Z	5410439000819	50	0,69	49,4	5,2	9	22,5
14	AV315,14 Z	5410439126465	50	1,56	58,3	5,2	10,7	26,6
16	AV315,16 Z	5410439116886	50	1,50	58,3	5,2	10,7	26,6

F

A2
inox

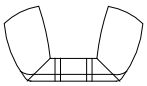

material : Stainless steel A2	**materiaal :** Inox A2	**matière :** Inox A2	**Werkstoff :** Edelstahl A2
type : American type	**type :** Amerikaans model	**type :** forme Américaine	**Typ :** Amerikanischer Form
surface : plain	**oppervlak :** blank	**surface :** brut	**Oberfläche :** roh

Technical properties / Technische gegevens /
Données techniques / Technische Daten

M	art code	EAN	BOX	KG/ BOX	e	g	m	D
3	AV315,03 A2	5410439000444	100	0,36	17,6	1,6	2,9	8
4	AV315,04 A2	5410439000451	100	0,37	17,6	1,6	2,9	8
5	AV315,05 A2	5410439000475	100	0,35	22,5	2,1	4,1	10,3
6	AV315,06 A2	5410439000499	100	0,63	27,8	2,5	5,1	12,7
8	AV315,08 A2	5410439000765	100	0,82	30,3	2,8	5,6	13,8
10	AV315,10 A2	5410439000789	100	1,49	36,2	3,3	6,8	16,5
12	AV315,12 A2	5410439000802	50	0,91	49,4	5,2	9	22,5
16	AV315,16 A2	5410439000826	20	0,23	58,3	5,2	10,7	26,6

A4
inox

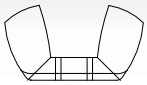

material : Stainless steel A4 **type :** American typ **surface :** plain	**materiaal :** Inox A4 **type :** Amerikaans model **oppervlak :** blank	**matière :** Inox A4 **type :** forme Américaine **surface :** brut	**Werkstoff :** Edelstahl A4 **Typ :** Amerikanischer Form **Oberfläche :** roh

Technical properties / Technische gegevens /
Données techniques / Technische Daten

M	art code	EAN	BOX	KG/ BOX	e	g	m	D
6	AV315,06 A4	5410439177092	100	0,40	27,8	2,5	5,1	12,7
8	AV315,08 A4	5410439177108	100	0,80	30,3	2,8	5,6	13,8
10	AV315,10 A4	5410439177115	100	1,20	36,2	3,3	6,8	16,5

MS
Brass

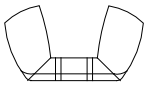

material : Brass **type :** standard **surface :** plain	**materiaal :** Messing **type :** standaard **oppervlak :** blank	**matière :** Laiton **type :** standard **surface :** brut	**Werkstoff :** Messing **Typ :** normalmass **Oberfläche :** roh

Technical properties / Technische gegevens /
Données techniques / Technische Daten

M	art code	EAN	BOX	KG/ BOX	e	g	m	D
4	00314,04 MS	5410439253857	500	4,25	17,6	1,6	2,9	8
5	00314,05 MS	5410439253864	200	1,20	22,5	2,1	4,1	10,3
6	00314,06 MS	5410439253871	250	2,50	27,8	2,5	5,1	12,7
8	00314,08 MS	5410439253888	100	0,86	30,3	2,8	5,6	13,8
10	00314,10 MS	5410439253895	100	1,20	36,2	3,3	6,8	16,5
12	00314,12 MS	5410439253901	50	0,68	49,4	5,2	9	22,5

Din 1587 (02/2000)

HEXAGON DOMED CAP NUTS HIGH

ZESKANT DOPMOER HOOG

ECROU BORGNE HAUT

SECHSKANT-HUTMUTTERN HOHE FORM

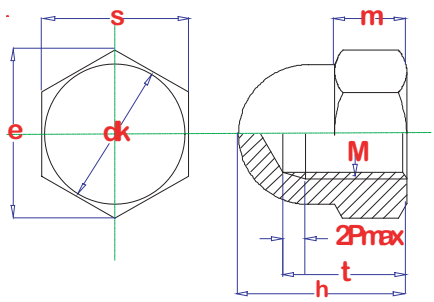

Z
zinc pl.

material : Steel |5|	**materiaal :** Staal |5|	**matière :** Acier |5|	**Werkstoff :** Stahl |5|
type : standard	**type :** standaard	**type :** standard	**Typ :** normalmass
surface : zinc plated	**oppervlak :** verzinkt	**surface :** zingué	**Oberfläche :** verzinkt

Technical properties / Technische gegevens /
Données techniques / Technische Daten

M	art code	EAN	BOX	KG/ BOX	dk max.	e min.	h max.	m max.	s max.	t max.
3	01587,03 Z	5410439307635	200	0,36						
4	01587,04 Z	5410439072397	200	0,56	6.5	7.66	8	3.2	7	5.74
5	01587,05 Z	5410439072427	200	0,92	7.5	8.79	10	4	8	7.79
6	01587,06 Z	5410439072465	200	1,64	9.5	11.05	12	5	10	8.29
8	01587,08 Z	5410439072496	200	3,44	12.5	14.38	15	6.5	13	11.35
10	01587,10 Z	5410439072526	200	7,52	15	17.77	18	8	16	13.35
12	01587,12 Z	5410439072557	100	2,89	17	20.03	22	10	18	16.35
14	01587,14 Z	5410439170956	50	1,09	20	23.35	25	11	21	18.35
16	01587,16 Z	5410439072588	50	1,41	23	26.75	28	13	24	21.42
18	01587,18 Z	5410439177146	50	1,96	26	30.14	32	15	27	25.42
20	01587,20 Z	5410439072618	25	0,65	28	33.53	34	16	30	26.42

A2 inox

material : Stainless steel A2	**materiaal :** Inox A2	**matière :** Inox A2	**Werkstoff :** Edelstahl A2
type : standard	**type :** standaard	**type :** standard	**Typ :** normalmass
surface : plain	**oppervlak :** blank	**surface :** brut	**Oberfläche :** roh

Technical properties / Technische gegevens /
Données techniques / Technische Daten

M	art code	EAN	BOX	KG/ BOX	dk max.	e min.	h max.	m max.	s max.	t max.
3	01587,03 A2	5410439072359	200	0,32						
4	01587,04 A2	5410439072373	200	0,64	6.5	7.66	8	3.2	7	5.74
5	01587,05 A2	5410439072403	200	0,88	7.5	8.79	10	4	8	7.79
6	01587,06 A2	5410439072434	200	1,64	9.5	11.05	12	5	10	8.29
8	01587,08 A2	5410439072472	200	3,48	12.5	14.38	15	6.5	13	11.35
10	01587,10 A2	5410439072502	100	1,85	15	17.77	18	8	16	13.35
12	01587,12 A2	5410439072533	100	2,75	17	20.03	22	10	18	16.35
14	01587,14 A2	5410439305624	50	1,08	20	23.35	25	11	21	18.35
16	01587,16 A2	5410439072564	50	1,34	23	26.75	28	13	24	21.42
18	01587,18 A2	5410439177177	25	0,49	26	30.14	32	15	27	25.42
20	01587,20 A2	5410439072595	25	0,65	28	33.53	34	16	30	26.42
22	01587,22 A2	5410439177184	25	0,81	33	35.72	39	18	34	29.42
24	01587,24 A2	5410439072625	10	0,17	34	39.98	42	19	36	31.5

A4 inox

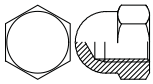

material : Stainless steel A4	**materiaal :** Inox A4	**matière :** Inox A4	**Werkstoff :** Edelstahl A4
type : standard	**type :** standaard	**type :** standard	**Typ :** normalmass
surface : plain	**oppervlak :** blank	**surface :** brut	**Oberfläche :** roh

F

Technical properties / Technische gegevens /
Données techniques / Technische Daten

M	art code	EAN	BOX	KG/ BOX	dk max.	e min.	h max.	m max.	s max.	t max.
3	01587,03 A4	5410439177191	100	0,00						
4	01587,04 A4	5410439177207	200	0,60	6.5	7.66	8	3.2	7	5.74
5	01587,05 A4	5410439177214	100	0,16	7.5	8.79	10	4	8	7.79
6	01587,06 A4	5410439177221	100	0,47	9.5	11.05	12	5	10	8.29
8	01587,08 A4	5410439117555	100	0,87	12.5	14.38	15	6.5	13	11.35
10	01587,10 A4	5410439177238	100	1,84	15	17.77	18	8	16	13.35
12	01587,12 A4	5410439177245	100	2,83	17	20.03	22	10	18	16.35
14	01587,14 A4	5410439177283	50	1,00	20	23.35	25	11	21	18.35
16	01587,16 A4	5410439177252	50	1,36	23	26.75	28	13	24	21.42
20	01587,20 A4	5410439177269	25	0,63	28	33.53	34	16	30	26.42
24	01587,24 A4	5410439177276	10	0,22	34	39.98	42	19	36	31.5

MS
Brass

material : Brass	**materiaal :** Messing	**matière :** Laiton	**Werkstoff :** Messing
type : standard	**type :** standaard	**type :** standard	**Typ :** normalmass
surface : plain	**oppervlak :** blank	**surface :** brut	**Oberfläche :** roh

Technical properties / Technische gegevens /
Données techniques / Technische Daten

M	art code	EAN	BOX	KG/ BOX	dk max.	e min.	h max.	m max.	s max.	t max.
3	01587,03 MS	5410439072366	500	2,00						
4	01587,04 MS	5410439072380	200	0,64	6.5	7.66	8	3.2	7	5.74
5	01587,05 MS	5410439072410	200	0,92	7.5	8.79	10	4	8	7.79
6	01587,06 MS	5410439072441	100	0,47	9.5	11.05	12	5	10	8.29
8	01587,08 MS	5410439072489	100	0,90	12.5	14.38	15	6.5	13	11.35
10	01587,10 MS	5410439072519	100	1,94	15	17.77	18	8	16	13.35
12	01587,12 MS	5410439072540	50	0,75	17	20.03	22	10	18	16.35
16	01587,16 MS	5410439072571	50	1,36	23	26.75	28	13	24	21.42
20	01587,20 MS	5410439072601	50	2,60	28	33.53	34	16	30	26.42

MN
Brass
nickle plated

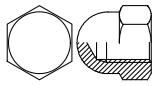

material : Brass	**materiaal :** Messing	**matière :** Laiton	**Werkstoff :** Messing
type : standard	**type :** standaard	**type :** standard	**Typ :** normalmass
surface : nickel-plated	**oppervlak :** vernikkeld	**surface :** nickelé	**Oberfläche :** vernickelt

Technical properties / Technische gegevens /
Données techniques / Technische Daten

M	art code	EAN	BOX	KG/ BOX	dk max.	e min.	h max.	m max.	s max.	t max.
3	01587,03 MN	5410439140652	100	0,08						
4	01587,04 MN	5410439107730	100	0,16	6.5	7.66	8	3.2	7	5.74
5	01587,05 MN	5410439303538	100	0,24	7.5	8.79	10	4	8	7.79
6	01587,06 MN	5410439107167	100	0,47	9.5	11.05	12	5	10	8.29
8	01587,08 MN	5410439135511	100	0,94	12.5	14.38	15	6.5	13	11.35
10	01587,10 MN	5410439135351	100	2,01	15	17.77	18	8	16	13.35

F

N
nylon

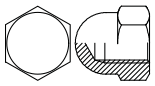

material : Plastic PA	**materiaal :** Kunststof PA	**matière :** Plastique PA	**Werkstoff :** Kunststoff PA
type : standard	**type :** standaard	**type :** standard	**Typ :** normalmass
surface : self-colour	**oppervlak :** natuurkleur	**surface :** naturel	**Oberfläche :** naturel

Technical properties / Technische gegevens /
Données techniques / Technische Daten

M	art code	EAN	BOX	KG/ BOX	dk max.	e min.	h max.	m max.	s max.	t max.
4	01587,04 N	5410439100618	200	0,12	6.5	7.66	8	3.2	7	5.74
5	01587,05 N	5410439100625	200	0,64	7.5	8.79	10	4	8	7.79
6	01587,06 N	5410439072458	200	0,24	9.5	11.05	12	5	10	8.29
8	01587,08 N	5410439100632	100	0,13	12.5	14.38	15	6.5	13	11.35
10	01587,10 N	5410439100649	100	2,01	15	17.77	18	8	16	13.35
12	01587,12 N	5410439100656	100	2,83	17	20.03	22	10	18	16.35

pgb - 00GLM

THREADED PLATE FOR RAILS

GLIJMOER VOOR RAILS

PLAQUETTE FILLETEE POUR RAIL

GEWINDEPLATTEN FÜR SCHIENE

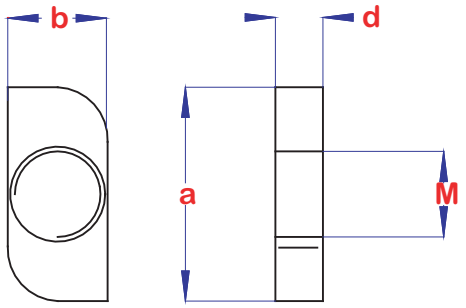

A2 inox

material : Stainless steel A2	**materiaal :** Inox A2	**matière :** Inox A2	**Werkstoff :** Edelstahl A2
type : with corners roundet	**type :** met 2 afgeronde hoeken	**type :** avec 2 coins arrondis	**Typ :** mit 2 Ecken gerundet
surface : plain	**oppervlak :** blank	**surface :** brut	**Oberfläche :** roh

Technical properties / Technische gegevens /
Données techniques / Technische Daten

M	art code	EAN	BOX	KG/ BOX	a	b	d	rail
8	00GLM,281508A2	5410439351690	100	0,76	22,5	10	4	28/15
10	00GLM,281510A2	5410439351751	100	0,00	22,5	10	4	28/15

F

ROUND CONNECTION NUTS

RONDE VERBINDINGSMOF

ECROU DE RALLONGE ROND

DISTANZMUFFEN RUND

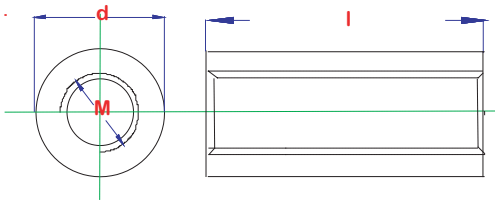

Z
zinc pl.

material : Steel	**materiaal :** Staal	**matière :** Acier	**Werkstoff :** Stahl
type : internally threaded	**type :** doorlopende inw.draad	**type :** filet total intérieur	**Typ :** durchgehendes Gewinde
surface : zinc plated	**oppervlak :** verzinkt	**surface :** zingué	**Oberfläche :** verzinkt

Technical properties / Technische gegevens /
Données techniques / Technische Daten

M x l	art code	EAN	BOX	KG/ BOX	d
5 x 20	R6334,05020 Z	5410439125291	100	0,52	8
5 x 25	R6334,05025 Z	5410439174602	100	0,65	8
6 x 25	R6334,06025 Z	5410439174619	100	0,10	10
6 x 30	R6334,06030 Z	5410439103787	100	1,25	10
8 x 30	R6334,08030 Z	5410439100991	100	1,18	11
8 x 40	R6334,08040 Z	5410439177290	100	1,66	11
10 x 30	R6334,10030 Z	5410439125307	100	1,55	13
10 x 40	R6334,10040 Z	5410439174626	100	2,15	13
12 x 30	R6334,12030 Z	5410439125314	100	1,79	15
12 x 40	R6334,12040 Z	5410439177306	50	0,66	15

SCREWED INSERT

INSCHROEFMOER

ECROU A VISSER FENDU

EINSCHRAUBMUTTER

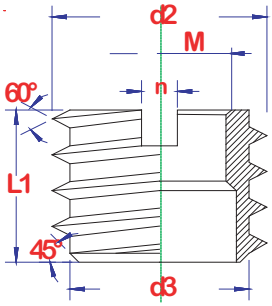

Z
zinc pl.

material : Steel	**materiaal :** Staal	**matière :** Acier	**Werkstoff :** Stahl
type : type A	**type :** type A	**type :** type A	**Typ :** typ A
surface : zinc plated	**oppervlak :** verzinkt	**surface :** zingué	**Oberfläche :** verzinkt

Technical properties / Technische gegevens / Données techniques / Technische Daten

M	d2	d3	n
M 4	8	5,5	1,2
M 5	10	7,5	1,6
M 6	12	9,5	2
M 8	16	12,5	2,5
M 10	18,5	15	3

M x L	art code	EAN	BOX	KG/ BOX
4 x 10	07965,04010 Z	5410439105187	200	0,72
5 x 12	07965,05012 Z	5410439074407	200	1,24
6 x 15	07965,06015 Z	5410439074414	200	2,20

M x L	art code	EAN	BOX	KG/ BOX
8 x 18	07965,08018 Z	5410439376013	200	4,24
10 x 25	07965,10025 Z	5410439428088	200	7,24

F

BREAKAWAY NUT HEXAGONAL

BREEKMOER ZESKANT

ECROU AUTOCASSANT HEXAGONAL

ABREISSMUTTER SECHSKANT

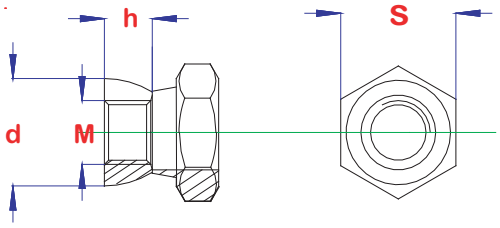

A2 inox

material : Stainless steel A2	**materiaal :** Inox A2	**matière :** Inox A2	**Werkstoff :** Edelstahl A2
type :	**type :**	**type :**	**Typ :**
surface : plain	**oppervlak :** blank	**surface :** brut	**Oberfläche :** roh

Technical properties / Technische gegevens /
Données techniques / Technische Daten

M	art code	EAN	BOX	KG/ BOX	d	h	s	shear
6	BM934,06 A2	5410439347365	100	0,31	10	5	10	7-13Nm
8	BM934,08 A2	5410439347372	100	0,63	13	6	13	13-25Nm
10	BM934,10 A2	5410439347389	100	1,36	17	8	17	30-40Nm
12	BM934,12 A2	5410439347396	100	2,80	19	10	19	35-45Nm

F

G WASHERS

SLUITRINGEN, CIRCLIPS, SPANRINGEN - RONDELLES - SCHEIBEN

	Din 125 (03/1990)	WASHER SLUITRING RONDELLE SCHEIBE	p. 335
	Din 126 (03/1990) EN 7091 (11/2000) *	WASHER SLUITRING RONDELLE SCHEIBE	p. 340
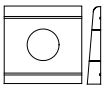	**Din 434 (04/2000)**	SQUARE TAPER WASHER for U-sections (8%) HELLINGPLAAT voor U-profiel (8%) PLAQUE OBLIQUE pour poutrelles en U (8%) SCHEIBE vierkant für U-Träger (8% Neigung)	p. 341
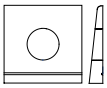	**Din 435 (01/2000)**	SQUARE TAPER WASHER for I-sections (14%) HELLINGPLAAT voor I-profiel (14%) PLAQUE OBLIQUE pour poutrelles en I (14%) SCHEIBE vierkant für I-Träger (14% Neigung)	p. 342
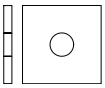	**Din 436 (05/1990)**	SQUARE WASHER SLUITRING vierkant PLAQUETTE carrée SCHEIBE vierkant	p. 343
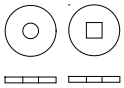	**Din 440**	WASHER for wood constructions SLUITRING voor houtconstructies RONDELLES pour constructions à bois SCHEIBE für Holzkonstruktionen	p. 344
	Din 7349	WASHER for bolt with heavy type spring pin SLUITRING voor spanstiften RONDELLE pour goupille élastique SCHEIBE für Schrauben mit Spannhülsen	p. 345
	Din 6340 (04/1987) Washer	PLAIN WASHER hardened SLUITRING gehard RONDELLE trempé SCHEIBE gehärtet	p. 346
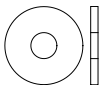	**Din 9021**	WASHER outside diameter approx. 3 d SLUITRING buitendiameter 3 d RONDELLE diamètre extérieur 3 d SCHEIBE Aussendurchmesser ca. 3 d	p. 347
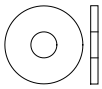	**pgb - CAROS**	MUDGUARD WASHER CARROSSERIE SLUITRING grote buitendiameter RONDELLE CARROSSERIE KOTFLUGELSCHEIBE	p. 350
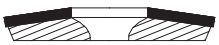	**pgb - ER**	CONICAL WASHER for hexagon head wood screws SLUITRING voor houtdraadbouten RONDELLE HERMETIQUE pour vis à bois tête hexagonale SCHEIBE für Sechskant-Holzschrauben	p. 352
	pgb - CUV	CUP WASHER KRAALRING CUVETTE POUR VIS HOHLSCHEIBE	p. 353
	pgb - ZR	SAIL EYELET ZEILRING OEILLET pour baches PLANOSE	p. 354
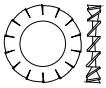	**Din 6798 (07/1988)**	SERRATED LOCK WASHER WAAIERVEERRING RONDELLE EVENTAIL FACHERSCHEIBE	p. 355
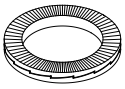	**pgb - NORDL**	SAFETY LOCK WASHER glued VEILIGHEIDSBORGRING gelijmd RONDELLE DE SECURITE collée par pair SICHERUNGSSCHEIBE verleimt	p. 357
	Din 127 (10/1987)	SINGLE COIL SPRING LOCK WASHER VEERRING RONDELLE RESSORT FEDERRINGE	p. 358
	Din 7980	SINGLE COIL SPRING LOCK WASHER VEERRING voor cilinderkopschroeven RONDELLE RESSORT pour vis tête cylindrique FEDERRINGE für Zylinderkopfschrauben	p. 361

	Din 74361 (06-2008) **Wheel connector**	WHEEL CONNECTOR WIELBEVESTIGING FIXATION DE ROUE RADBEFESTIGUNG	p. 363
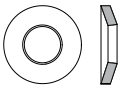	**Din 2093**	DISC SPRING SCHOTELVEERRING RONDELLE RESSORT TELLERFEDER	p. 364
	pgb - SNOR **Schnorr "S"**	"SCHNORR" LOCK WASHER type S VEERRING "SCHNORR" type S RONDELLE "SCHNORR" type S "SCHNORR"-SPERRZAHNSCHEIBE Typ S	p. 367
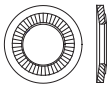	**pgb - CR**	CONTACT LOCK WASHER CONTACT BORGRING RONDELLE DE CONTACT KONTAKT-SPERRKANTSCHEIBE	p. 369
	Din 471 (09/1981)	RETAINING RING for shafts CIRCLIPS voor assen CIRCLIPS pour axes SICHERUNGSRINGE für Wellen	p. 371
	Din 472 (09/1981)	RETAINING RING for bores CIRCLIPS voor boringen CIRCLIPS pour alesages SICHERUNGSRINGE für Bohrungen	p. 373
	Din 6799 (09/1981)	RETAINING RING for shafts BORGRING voor assen BAGUE D'ARRET pour axe SICHERUNGSSCHEIBE für Wellen	p. 376
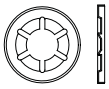	**pgb - STARL** **Push on uncapped**	STARLOCK UNCAPPED push on for round shaft STARLOCK ZNDR KAP push-on voor as STARLOCK SANS CHAPEAU fixations sur arbrz rond STARLOCK OHNE KAPPE push-on für Achse	p. 378

Din 125 (03/1990)

WASHER

SLUITRING

RONDELLE

SCHEIBE

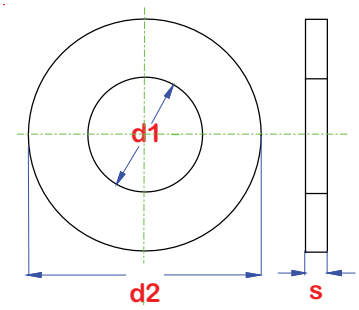

S
steel

material : Steel 100-140HV	**materiaal :** Staal 100-140HV	**matière :** Acier 100-140HV	**Werkstoff :** Stahl 100-140HV
type : type A	**type :** type A	**type :** type A	**Typ :** Typ A
surface : plain finished	**oppervlak :** blank	**surface :** brut	**Oberfläche :** roh

Technical properties / Technische gegevens /
Données techniques / Technische Daten

M	art code	EAN	BOX	KG/ BOX	d1 min.	d2 max.	s max.	s min.	s nom.
5	00125,05 S	5410439147231	200	0,16	5,3	10	1.1	0.9	1,0
6	00125,06 S	5410439147224	200	0,40	6,4	12	1.8	1.4	1,6
8	00125,08 S	5410439306775	200	0,64	8,4	16	1.8	1.4	1,6
10	00125,10 S	5410439168212	200	1,20	10,5	20	2.2	1.8	2,0
12	00125,12 S	5410439305921	200	2,40	13	24	2.7	2.3	2,5
14	00125,14 S	5410439164702	100	0,82	15	28	2.7	2.3	2,5
16	00125,16 S	5410439147248	100	1,00	17	30	3.3	2.7	3,0
18	00125,18 S	5410439005982	100	1,41	19	34	3.3	2.7	3,0
20	00125,20 S	5410439147255	100	1,61	21	37	3.3	2.7	3,0
22	00125,22 S	5410439157810	50	0,45	23	39	3.3	2.7	3,0
24	00125,24 S	5410439157445	50	0,75	25	44	4.3	3.7	4,0
27	00125,27 S	5410439168243	50	0,96	28	50	4.3	3.7	4,0
30	00125,30 S	5410439168250	50	1,18	31	56	4.3	3.7	4,0
33	00125,33 S	5410439157452	50	1,64	34	60	5.6	4.4	5,0
36	00125,36 S	5410439157469	50	1,99	37	66	5.6	4.4	5,0
39	00125,39 S	5410439168267	50	2,95	40	72	6.6	5.4	6,0
42	00125,42 S	5410439157476	50	4,13	43	78	8	6	7,0
45	00125,45 S	5410439168274	50	5,50	46	85	8	6	7,0
48	00125,48 S	5410439168281	25	1,63	50	92	9	7	8,0

Z
zinc pl.

material : Steel 140HV	**materiaal :** Staal 140HV	**matière :** Acier 140HV	**Werkstoff :** Stahl 140HV
type : type A	**type :** type A	**type :** type A	**Typ :** Typ A
surface : zinc plated	**oppervlak :** verzinkt	**surface :** zingué	**Oberfläche :** verzinkt

Technical properties / Technische gegevens /
Données techniques / Technische Daten

M	art code	EAN	BOX	KG/ BOX	d1 min.	d2 max.	s max.	s min.	s nom.
2	00125,02 Z	5410439166157	1000	1,00	2,2	5	0.35	0.25	0,3
2,5	00125,0250 Z	5410439160810	1000	1,00	2,7	6,5	0.55	0.45	0,5
3	00125,03 Z	5410439025669	500	0,25	3,2	7	0.55	0.45	0,5
4	00125,04 Z	5410439025713	200	0,16	4,3	9	0.9	0.7	0,8
5	00125,05 Z	5410439025768	200	0,20	5,3	10	1.1	0.9	1,0
6	00125,06 Z	5410439025812	200	0,36	6,4	12	1.8	1.4	1,6
7	00125,07 Z	5410439025829	200	0,48	7,4	14	1.8	1.4	1,6
8	00125,08 Z	5410439025874	200	0,68	8,4	16	1.8	1.4	1,6
10	00125,10 Z	5410439025928	200	1,32	10,5	20	2.2	1.8	2,0
12	00125,12 Z	5410439025973	200	2,52	13	24	2.7	2.3	2,5
14	00125,14 Z	5410439026017	100	0,91	15	28	2.7	2.3	2,5
16	00125,16 Z	5410439026062	100	1,06	17	30	3.3	2.7	3,0
18	00125,18 Z	5410439026093	100	1,35	19	34	3.3	2.7	3,0
20	00125,20 Z	5410439026130	100	1,47	21	37	3.3	2.7	3,0
22	00125,22 Z	5410439026161	50	0,51	23	39	3.3	2.7	3,0
24	00125,24 Z	5410439026192	50	0,80	25	44	4.3	3.7	4,0
27	00125,27 Z	5410439026222	50	1,06	28	50	4.3	3.7	4,0
30	00125,30 Z	5410439026253	50	1,31	31	56	4.3	3.7	4,0
33	00125,33 Z	5410439026284	50	1,59	34	60	5.6	4.4	5,0
36	00125,36 Z	5410439026314	50	2,12	37	66	5.6	4.4	5,0
39	00125,39 Z	5410439026345	50	2,90	40	72	6.6	5.4	6,0
42	00125,42 Z	5410439026352	50	4,39	43	78	8	6	7,0
45	00125,45 Z	5410439026369	50	4,61	46	85	8	6	7,0
48	00125,48 Z	5410439157803	25	1,65	50	92	9	7	8,0

GD geomet

material : Steel 140HV	**materiaal :** Staal 140HV	**matière :** Acier 140HV	**Werkstoff :** Stahl 140HV
type : type A	**type :** type A	**type :** type A	**Typ :** Typ A
surface : geomet 500 B	**oppervlak :** geomet 500 B	**surface :** geomet 500 B	**Oberfläche :** geomet 500 B

Technical properties / Technische gegevens /
Données techniques / Technische Daten

M	art code	EAN	BOX	KG/ BOX	d1 min.	d2 max.	s max.	s min.	s nom.
10	00125,10 GD	5410439157087	200	1,64	10,5	20	2.2	1.8	2,0
12	00125,12 GD	5410439157117	200	2,52	13	24	2.7	2.3	2,5
14	00125,14 GD	5410439419376	100	0,86	15	28	2.7	2.3	2,5
16	00125,16 GD	5410439157124	100	1,13	17	30	3.3	2.7	3,0
18	00125,18 GD	5410439157100	100	1,47	19	34	3.3	2.7	3,0
20	00125,20 GD	5410439157131	100	1,72	21	37	3.3	2.7	3,0
22	00125,22 GD	5410439101479	50	0,46	23	39	3.3	2.7	3,0
24	00125,24 GD	5410439157148	50	0,81	25	44	4.3	3.7	4,0
27	00125,27 GD	5410439157155	50	1,06	28	50	4.3	3.7	4,0
30	00125,30 GD	5410439157162	50	1,34	31	56	4.3	3.7	4,0

A2 inox

material : Stainless steel A2	**materiaal :** Inox A2	**matière :** Inox A2	**Werkstoff :** Edelstahl A2
type : type A	**type :** type A	**type :** type A	**Typ :** Typ A
surface : plain	**oppervlak :** blank	**surface :** brut	**Oberfläche :** roh

Technical properties / Technische gegevens /
Données techniques / Technische Daten

M	art code	EAN	BOX	KG/ BOX	d1 min.	d2 max.	s max.	s min.	s nom.
3	00125,03 A2	5410439025621	500	0,25	3,2	7	0.55	0.45	0,5
4	00125,04 A2	5410439025676	500	0,75	4,3	9	0.9	0.7	0,8
5	00125,05 A2	5410439025720	500	2,50	5,3	10	1.1	0.9	1,0
6	00125,06 A2	5410439025775	200	0,36	6,4	12	1.8	1.4	1,6
8	00125,08 A2	5410439025836	200	0,64	8,4	16	1.8	1.4	1,6
10	00125,10 A2	5410439025881	200	1,24	10,5	20	2.2	1.8	2,0
12	00125,12 A2	5410439025935	200	2,24	13	24	2.7	2.3	2,5
14	00125,14 A2	5410439025980	100	0,76	15	28	2.7	2.3	2,5
16	00125,16 A2	5410439026024	100	0,99	17	30	3.3	2.7	3,0
18	00125,18 A2	5410439026079	100	1,29	19	34	3.3	2.7	3,0
20	00125,20 A2	5410439026109	50	0,41	21	37	3.3	2.7	3,0
22	00125,22 A2	5410439026147	50	0,46	23	39	3.3	2.7	3,0
24	00125,24 A2	5410439026178	50	0,73	25	44	4.3	3.7	4,0
27	00125,27 A2	5410439026208	50	0,94	28	50	4.3	3.7	4,0
30	00125,30 A2	5410439026239	50	1,22	31	56	4.3	3.7	4,0
33	00125,33 A2	5410439026260	50	1,62	34	60	5.6	4.4	5,0
36	00125,36 A2	5410439026291	50	2,03	37	66	5.6	4.4	5,0

A4 inox

material : Stainless steel A4	**materiaal :** Inox A4	**matière :** Inox A4	**Werkstoff :** Edelstahl A4
type : type A	**type :** type A	**type :** type A	**Typ :** Typ A
surface : plain	**oppervlak :** blank	**surface :** brut	**Oberfläche :** roh

Technical properties / Technische gegevens /
Données techniques / Technische Daten

M	art code	EAN	BOX	KG/ BOX	d1 min.	d2 max.	s max.	s min.	s nom.
3	00125,03 A4	5410439025638	200	0,04	3,2	7	0.55	0.45	0,5
4	00125,04 A4	5410439025683	200	0,12	4,3	9	0.9	0.7	0,8
5	00125,05 A4	5410439025737	200	0,20	5,3	10	1.1	0.9	1,0
6	00125,06 A4	5410439025782	200	0,44	6,4	12	1.8	1.4	1,6
8	00125,08 A4	5410439025843	200	0,68	8,4	16	1.8	1.4	1,6
10	00125,10 A4	5410439025898	200	1,24	10,5	20	2.2	1.8	2,0
12	00125,12 A4	5410439025942	100	0,55	13	24	2.7	2.3	2,5
14	00125,14 A4	5410439025997	100	0,79	15	28	2.7	2.3	2,5
16	00125,16 A4	5410439026031	100	1,04	17	30	3.3	2.7	3,0
18	00125,18 A4	5410439026086	50	0,34	19	34	3.3	2.7	3,0
20	00125,20 A4	5410439026116	50	0,38	21	37	3.3	2.7	3,0
22	00125,22 A4	5410439026154	50	0,41	23	39	3.3	2.7	3,0
24	00125,24 A4	5410439026185	50	0,75	25	44	4.3	3.7	4,0
27	00125,27 A4	5410439026215	50	1,06	28	50	4.3	3.7	4,0
30	00125,30 A4	5410439026246	50	1,25	31	56	4.3	3.7	4,0
33	00125,33 A4	5410439026277	25	0,47	34	60	5.6	4.4	5,0
36	00125,36 A4	5410439026307	25	0,53	37	66	5.6	4.4	5,0
39	00125,39 A4	5410439026338	10	0,13	40	72	6.6	5.4	6,0

N nylon

material : Polyamide PA 6	**materiaal :** Polyamide PA 6	**matière :** Polyamide PA 6	**Werkstoff :** Polyamide PA 6
type : type A	**type :** type A	**type :** type A	**Typ :** Typ A
surface : self-colour	**oppervlak :** natuurkleur	**surface :** naturel	**Oberfläche :** naturel

Technical properties / Technische gegevens /
Données techniques / Technische Daten

M	art code	EAN	BOX	KG/ BOX	d1 min.	d2 max.	s max.	s min.	s nom.
3	00125,03 N	5410439025652	200	0,04	3,2	7	0.55	0.45	0,5
4	00125,04 N	5410439025706	200	0,04	4,3	9	0.9	0.7	0,8
5	00125,05 N	5410439025751	200	0,08	5,3	10	1.1	0.9	1,0
6	00125,06 N	5410439025805	200	0,12	6,4	12	1.8	1.4	1,6
8	00125,08 N	5410439025867	200	0,16	8,4	16	1.8	1.4	1,6
10	00125,10 N	5410439025911	200	0,28	10,5	20	2.2	1.8	2,0
12	00125,12 N	5410439025966	200	0,32	13	24	2.7	2.3	2,5
14	00125,14 N	5410439125413	200	0,48	15	28	2.7	2.3	2,5
16	00125,16 N	5410439026055	100	0,20	17	30	3.3	2.7	3,0
18	00125,18 N	5410439125420	100	1,47	19	34	3.3	2.7	3,0
20	00125,20 N	5410439082990	100	0,24	21	37	3.3	2.7	3,0
24	00125,24 N	5410439304962	50	0,24	25	44	4.3	3.7	4,0
27	00125,27 N	5410439304955	50	0,15	28	50	4.3	3.7	4,0
30	00125,30 N	5410439113137	50	0,18	31	56	4.3	3.7	4,0

MS
Brass

material : Brass	**materiaal :** Messing	**matière :** Laiton	**Werkstoff :** Messing
type : type A	**type :** type A	**type :** type A	**Typ :** Typ A
surface : plain	**oppervlak :** blank	**surface :** brut	**Oberfläche :** roh

Technical properties / Technische gegevens /
Données techniques / Technische Daten

M	art code	EAN	BOX	KG/ BOX	d1 min.	d2 max.	s max.	s min.	s nom.
3	00125,03 MS	5410439025645	200	0,08	3,2	7	0.55	0.45	0,5
4	00125,04 MS	5410439025690	200	0,12	4,3	9	0.9	0.7	0,8
5	00125,05 MS	5410439025744	200	0,20	5,3	10	1.1	0.9	1,0
6	00125,06 MS	5410439025799	100	0,10	6,4	12	1.8	1.4	1,6
8	00125,08 MS	5410439025850	100	0,18	8,4	16	1.8	1.4	1,6
10	00125,10 MS	5410439025904	100	0,35	10,5	20	2.2	1.8	2,0
12	00125,12 MS	5410439025959	100	0,62	13	24	2.7	2.3	2,5
14	00125,14 MS	5410439026000	100	0,86	15	28	2.7	2.3	2,5
16	00125,16 MS	5410439026048	100	1,12	17	30	3.3	2.7	3,0
18	00125,18 MS	5410439177344	50	0,36	19	34	3.3	2.7	3,0
20	00125,20 MS	5410439026123	50	0,42	21	37	3.3	2.7	3,0

Din 126 (03/1990)

EN 7091 (11/2000) *

WASHER

SLUITRING

RONDELLE

SCHEIBE

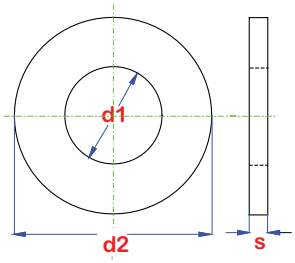

Z
zinc pl.

material : Steel 100HV	**materiaal :** Staal 100HV	**matière :** Acier 100HV	**Werkstoff :** Stahl 100HV
type : standard	**type :** standaard	**type :** standard	**Typ :** Normalmass
surface : zinc plated	**oppervlak :** verzinkt	**surface :** zingué	**Oberfläche :** verzinkt

* Nearly identical
* Identiek
* Presque identique
* Weitgehend austauschbar

Technical properties / Technische gegevens /
Données techniques / Technische Daten

M	art code	EAN	BOX	KG/ BOX	d1 min.	d2 max.	s max.	s min.	s nom.
6	00126,06 Z	5410439101554	200	0,36	6,6	12	1,9	1,3	1,6
8	00126,08 Z	5410439101585	200	0,56	9	16	1,9	1,3	1,6
10	00126,10 Z	5410439101462	200	1,20	11	20	2,3	1,7	2
12	00126,12 Z	5410439125352	200	1,96	13,5	24	2,8	2,2	2,5
16	00126,16 Z	5410439125376	100	0,78	17,5	30	3,6	2,4	3
20	00126,20 Z	5410439125383	100	1,22	22	37	3,6	2,4	3
24	00126,24 Z	5410439125406	50	0,78	26	44	4,6	3,4	4
30	00126,30 Z	5410439177481	50	1,26	33	56	4,6	3,4	4
36	00126,36 Z		50	2,18	39	66	6	4	5

VV
hdg

material : Steel 100HV	**materiaal :** Staal 100HV	**matière :** Acier 100HV	**Werkstoff :** Stahl 100HV
type : standard	**type :** standaard	**type :** standard	**Typ :** Normalmass
surface : hot dipped galvanised	**oppervlak :** vuurverzinkt	**surface :** galv. à chaud	**Oberfläche :** feuerverzinkt

* Nearly identical
* Identiek
* Presque identique
* Weitgehend austauschbar

Technical properties / Technische gegevens /
Données techniques / Technische Daten

M	art code	EAN	BOX	KG/ BOX	d1 min.	d2 max.	s max.	s min.	s nom.
8	00126,08 VZ	5410439435277	200	0,60	9	16	1,9	1,3	1,6
10	00126,10 VZ	5410439026376	200	1,04	11	20	2,3	1,7	2
12	00126,12 VZ	5410439026383	200	1,92	13,5	24	2,8	2,2	2,5
16	00126,16 VZ	5410439026406	100	0,85	17,5	30	3,6	2,4	3
20	00126,20 VZ	5410439026420	100	1,12	22	37	3,6	2,4	3
24	00126,24 VZ	5410439026437	50	0,65	26	44	4,6	3,4	4
30	00126,30 VZ	5410439187138	50	1,06	33	56	4,6	3,4	4
36	00126,36 VZ	5410439360432	50	2,18	39	66	6	4	5

Din 434 (04/2000)

SQUARE TAPER WASHER FOR U-SECTIONS (8%)

HELLINGPLAAT VOOR U-PROFIEL (8%)

PLAQUE OBLIQUE POUR POUTRELLES EN U (8%)

SCHEIBE VIERKANT FÜR U-TRÄGER (8% NEIGUNG)

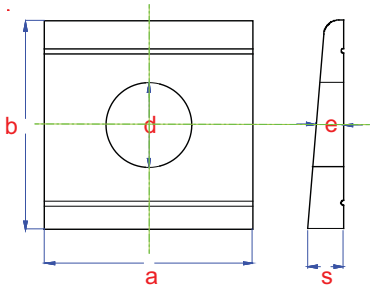

Z
zinc pl.

material : Steel	**materiaal :** Staal	**matière :** Acier	**Werkstoff :** Stahl
type : standard	**type :** standaard	**type :** standard	**Typ :** normalmass
surface : zinc plated	**oppervlak :** verzinkt	**surface :** zingué	**Oberfläche :** verzinkt

Technical properties / Technische gegevens /
Données techniques / Technische Daten

M	art code	EAN	BOX	KG/ BOX	a max.	b max.	d min.	e env.	s max.	s min.
8	00434,08 Z	5410439029056	200	3,60	22	22	9	2.9	4.4	3.2
10	00434,10 Z	5410439029070	200	3,32	22	22	11	2.9	4.4	3.2
12	00434,12 Z	5410439029094	200	7,32	26	30	14	3.7	5.9	3.9
16	00434,16 Z	5410439029117	100	2,98	34	36	18	4.45	6.9	4.9
20	00434,20 Z	5410439029131	100	5,26	40	44	22	5.25	8	6
22	00434,22 Z	5410439029155	100	7,18	44	50	24	6	9	7
24	00434,24 Z	5410439029179	50	2,94	59	56	26	6.26	9.7	7.3
27	00434,27 Z	5410439113618	50	4,91	59	56	30	6.26	9.7	7.3

Din 435 (01/2000)

SQUARE TAPER WASHER FOR I-SECTIONS (14%)

HELLINGPLAAT VOOR I-PROFIEL (14%)

PLAQUE OBLIQUE POUR POUTRELLES EN I (14%)

SCHEIBE VIERKANT FÜR I-TRÄGER (14% NEIGUNG)

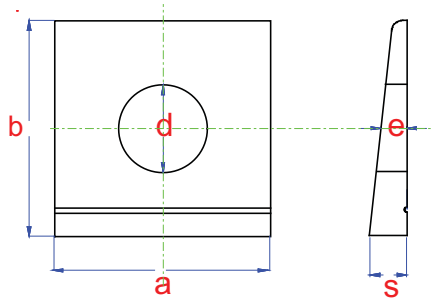

Z
zinc pl.

material : Steel	**materiaal :** Staal	**matière :** Acier	**Werkstoff :** Stahl
type : standard	**type :** standaard	**type :** standard	**Typ :** normalmass
surface : zinc plated	**oppervlak :** verzinkt	**surface :** zingué	**Oberfläche :** verzinkt

Technical properties / Technische gegevens /
Données techniques / Technische Daten

M	art code	EAN	BOX	KG/ BOX	a max.	b max.	d min.	e env.	s max.	s min.
8	00435,08 Z	5410439029193	200	4,04	24	22	9	3.05	5.6	3.6
10	00435,10 Z	5410439029216	200	6,04	24	22	11	3.05	5.6	3.6
12	00435,12 Z	5410439029230	200	9,24	28	30	14	4.1	7.4	5
16	00435,16 Z	5410439029254	100	3,56	34.5	36	18	5	8.7	6.3
20	00435,20 Z	5410439029278	100	6,70	42.5	44	22	6.1	10.4	8
22	00435,22 Z	5410439029292	100	9,00	46.5	50	24	6.5	11.2	8.8

Din 436 (05/1990)

SQUARE WASHER

SLUITRING VIERKANT

PLAQUETTE CARRÉE

SCHEIBE VIERKANT

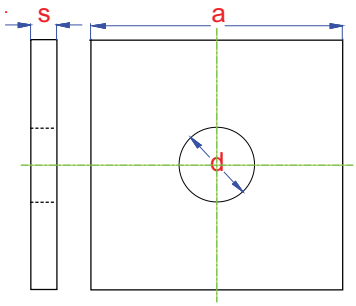

Z
zinc pl.

material : Steel	**materiaal :** Staal	**matière :** Acier	**Werkstoff :** Stahl
type : standard	**type :** standaard	**type :** standard	**Typ :** normalmass
surface : zinc plated	**oppervlak :** verzinkt	**surface :** zingué	**Oberfläche :** verzinkt

Technical properties / Technische gegevens /
Données techniques / Technische Daten

M	art code	EAN	BOX	KG/ BOX	a max.	d min.	s max.	s min.	s nom.
8	00436,08 Z	5410439029360	100	1,88	30	9	3,6	2,4	3
10	00436,10 Z	5410439166102	100	1,65	30	11	3,6	2,4	3
12	00436,12 Z	5410439029391	100	3,68	40	13,5	4,6	3,4	4
16	00436,16 Z	5410439029414	50	1,79	50	17,5	6	4	5
20	00436,20 Z	5410439029421	50	2,42	60	22	6	4	5

WASHER FOR WOOD CONSTRUCTIONS

SLUITRING VOOR HOUTCONSTRUCTIES

RONDELLES POUR CONSTRUCTIONS À BOIS

SCHEIBE FÜR HOLZKONSTRUKTIONEN

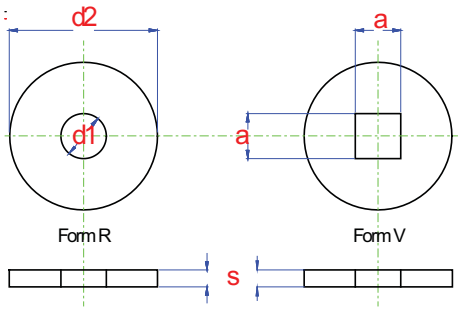

Z
zinc pl.

material : Steel 100HV	**materiaal :** Staal 100HV	**matière :** Acier 100HV	**Werkstoff :** Stahl 100HV
type : R round hole	**type :** R rond binnengat	**type :** R trou rond	**Typ :** R rund Innenloch
surface : zinc plated	**oppervlak :** verzinkt	**surface :** zingué	**Oberfläche :** verzinkt

Technical properties / Technische gegevens /
Données techniques / Technische Daten

M	art code	EAN	BOX	KG/ BOX	a	d1 min	d2 max	s
5	0440R,05 Z	5410439402880	100	0,34	5,5	5.5	18	2
6	0440R,06 Z	5410439140386	100	0,43	6,6	6.6	22	2
8	0440R,08 Z	5410439140379	100	1,05	9	9	28	3
10	0440R,10 Z	5410439140362	100	1,36	11	11	34	3
12	0440R,12 Z	5410439139595	100	3,46	14	13.5	44	4
16	0440R,16 Z	5410439137058	100	6,34	18	17.5	56	5
20	0440R,20 Z	5410439137065	50	3,67	22	22	72	5
24	0440R,24 Z	5410439137072	25	1,79		26	85	6

WASHER FOR BOLT WITH HEAVY TYPE SPRING PIN

SLUITRING VOOR SPANSTIFTEN

RONDELLE POUR GOUPILLE ÉLASTIQUE

SCHEIBE FÜR SCHRAUBEN MIT SPANNHÜLSEN

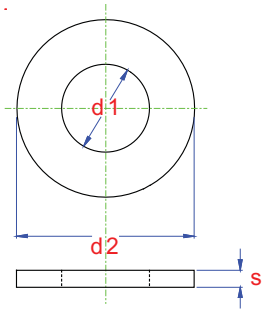

Z
zinc pl.

material : Steel	**materiaal :** Staal	**matière :** Acier	**Werkstoff :** Stahl
type : standard	**type :** standaard	**type :** standard	**Typ :** normalmass
surface : zinc plated	**oppervlak :** verzinkt	**surface :** zingué	**Oberfläche :** verzinkt

Technical properties / Technische gegevens /
Données techniques / Technische Daten

M	art code	EAN	BOX	KG/ BOX	d1 min	d2 max	s nom
4	07349,04 Z	5410439134279	200	0,44	4,3	12	1,6
5	07349,05 Z	5410439134262	200	0,88	5,3	15	2
6	07349,06 Z	5410439107662	200	1,68	6,4	17	3
8	07349,08 Z	5410439307970	200	3,16	8,4	21	4
10	07349,10 Z	5410439134255	200	4,12	10,5	25	4
12	07349,12 Z	5410439132749	100	2,34	13	30	6
14	07349,14 Z	5410439139465	100	3,49	15	36	6
16	07349,16 Z	5410439132770	100	4,19	17	40	6
18	07349,18 Z	5410439141772	100	7,74	19	44	8
20	07349,20 Z	5410439132800	50	1,68	21	44	8
22	07349,22 Z	5410439139472	50	2,05	23	50	8
24	07349,24 Z	5410439132831	50	2,90	25	50	10
27	07349,27 Z	5410439139489	25	1,09	28	60	10
30	07349,30 Z	5410439139496	25	1,41	31	68	10

Din 6340 (04/1987)

Washer

PLAIN WASHER HARDENED

SLUITRING GEHARD

RONDELLE TREMPÉ

SCHEIBE GEHÄRTET

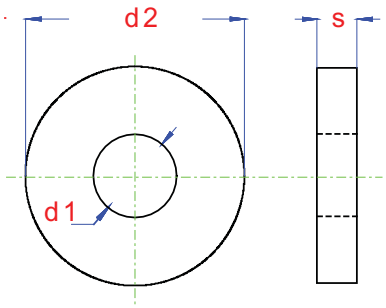

S
steel

material : Steel HV350	**materiaal :** Staal HV350	**matière :** Acier HV350	**Werkstoff :** Stahl HV350
type : standard	**type :** standaard	**type :** standard	**Typ :** normalmass
surface : plain	**oppervlak :** blank	**surface :** brut	**Oberfläche :** roh

Technical properties / Technische gegevens /
Données techniques / Technische Daten

M	art code	EAN	BOX	KG/ BOX	d1	d2	s
6	06340,06 S	5410439269414	200	1,84	6,4	17	3
8	06340,08 S	5410439269421	200	4,52	8,4	23	4
10	06340,10 S	5410439176385	200	6,64	10,5	28	4
12	06340,12 S	5410439201650	100	2,71	13	35	5
16	06340,16 S	5410439157209	50	1,61	17	45	6
20	06340,20 S	5410439269445	50	1,90	21	50	6
24	06340,24 S	5410439269469	20	0,59	25	60	8
30	06340,30 S	5410439201681	10	0,23	31	68	10

WASHER OUTSIDE DIAMETER APPROX. 3 D

SLUITRING BUITENDIAMETER 3 D

RONDELLE DIAMÈTRE EXTÉRIEUR 3 D

SCHEIBE AUSSENDURCHMESSER CA. 3 D

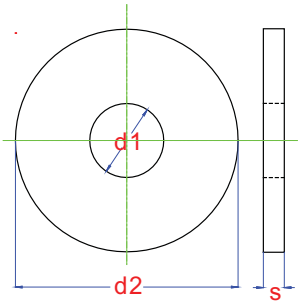

Z zinc pl.

material : Steel 140HV	**materiaal :** Staal 140HV	**matière :** Acier 140HV	**Werkstoff :** Stahl 140HV
type : standard	**type :** standaard	**type :** standard	**Typ :** normalmass
surface : zinc plated	**oppervlak :** verzinkt	**surface :** zingué	**Oberfläche :** verzinkt

Technical properties / Technische gegevens /
Données techniques / Technische Daten

M	art code	EAN	BOX	KG/ BOX	d1 min	d2 max	s max	s min	s nom
3	09021,03009 Z	5410439087032	200	0,20	3,2	9	0.9	0.7	0,8
4	09021,04012 Z	5410439087063	200	0,28	4,3	12	1.1	0.9	1,0
5	09021,05015 Z	5410439087100	200	0,56	5,3	15	1.4	1	1,2
6	09021,06018 Z	5410439087162	200	1,12	6,4	18	1.8	1.4	1,6
7	09021,07022 Z	5410439104630	200	1,92	7,4	22	2.2	1.8	2,0
8	09021,08024 Z	5410439087254	200	2,44	8,4	24	2.2	1.8	2,0
10	09021,10030 Z	5410439087322	100	1,18	10,5	30	2.7	2.3	2,5
12	09021,12037 Z	5410439087384	50	0,55	13	37	3.3	2.7	3,0
14	09021,14045 Z	5410439089715	50	0,71	15	44	3.3	2.7	3,0
16	09021,16050 Z	5410439087452	50	0,91	17	50	3.3	2.7	3,0
18	09021,18055 Z	5410439087483	50	1,46	20	56	4.6	3.4	4,0
20	09021,20060 Z	5410439087520	50	1,66	22	60	4.6	3.4	4,0
24	09021,24075 Z	5410439305952	50	2,65	26	72	6	4	5,0
30	09021,30090 Z	5410439108140	25	1,41	33	92	7	5	6,0

G

GZ yellow zinc pl.

material : Steel 140HV	**materiaal :** Staal 140HV	**matière :** Acier 140HV	**Werkstoff :** Stahl 140HV
type : standard	**type :** standaard	**type :** standard	**Typ :** normalmass
surface : zinc plated yellow	**oppervlak :** geelverzinkt	**surface :** zingué jaune	**Oberfläche :** verzinkt gelb

Technical properties / Technische gegevens /
Données techniques / Technische Daten

M	art code	EAN	BOX	KG/ BOX	d1 min	d2 max	s max	s min	s nom
6	09021,06018 GZ	5410439176712	200	1,12	6,4	18	1.8	1.4	1,6
8	09021,08024 GZ	5410439177801	200	2,72	8,4	24	2.2	1.8	2,0
10	09021,10030 GZ	5410439177818	200	4,88	10,5	30	2.7	2.3	2,5
12	09021,12037 GZ	5410439147712	100	2,65	13	37	3.3	2.7	3,0

A2 inox

material : Stainless steel A2	**materiaal :** Inox A2	**matière :** Inox A2	**Werkstoff :** Edelstahl A2
type : standard	**type :** standaard	**type :** standard	**Typ :** normalmass
surface : plain	**oppervlak :** blank	**surface :** brut	**Oberfläche :** roh

Technical properties / Technische gegevens /
Données techniques / Technische Daten

M	art code	EAN	BOX	KG/ BOX	d1 min	d2 max	s max	s min	s nom
3	09021,03009 A2	5410439087018	500	0,75	3,2	9	0.9	0.7	0,8
4	09021,04012 A2	5410439087049	200	0,32	4,3	12	1.1	0.9	1,0
5	09021,05015 A2	5410439087087	200	0,56	5,3	15	1.4	1	1,2
6	09021,06018 A2	5410439087148	200	1,00	6,4	18	1.8	1.4	1,6
8	09021,08024 A2	5410439087230	200	2,24	8,4	24	2.2	1.8	2,0
10	09021,10030 A2	5410439087308	200	4,56	10,5	30	2.7	2.3	2,5
12	09021,12037 A2	5410439087360	200	16,04	13	37	3.3	2.7	3,0
14	09021,14045 A2	5410439404075	100	2,96	15	44	3.3	2.7	3,0
16	09021,16050 A2	5410439087438	100	3,75	17	50	3.3	2.7	3,0
18	09021,18055 A2	5410439305723	50	1,38	20	56	4.6	3.4	4,0
20	09021,20060 A2	5410439087506	50	1,69	22	60	4.6	3.4	4,0
24	09021,24075 A2	5410439348454	50	2,90	26	72	6	4	5,0
30	09021,30090 A2	5410439389587	25	1,53	33	92	7	5	6,0

A4 inox

material : Stainless steel A4	**materiaal :** Inox A4	**matière :** Inox A4	**Werkstoff :** Edelstahl A4
type : standard	**type :** standaard	**type :** standard	**Typ :** normalmass
surface : plain	**oppervlak :** blank	**surface :** brut	**Oberfläche :** roh

Technical properties / Technische gegevens /
Données techniques / Technische Daten

M	art code	EAN	BOX	KG/ BOX	d1 min	d2 max	s max	s min	s nom
4	09021,04012 A4	5410439188845	200	0,32	4,3	12	1.1	0.9	1,0
5	09021,05015 A4	5410439173469	200	0,76	5,3	15	1.4	1	1,2
6	09021,06018 A4	5410439173476	200	1,12	6,4	18	1.8	1.4	1,6
8	09021,08024 A4	5410439173483	200	2,72	8,4	24	2.2	1.8	2,0
10	09021,10030 A4	5410439199063	200	4,88	10,5	30	2.7	2.3	2,5
12	09021,12037 A4	5410439176514	200	10,60	13	37	3.3	2.7	3,0
16	09021,16050 A4	5410439199070	100	4,09	17	50	3.3	2.7	3,0
20	09021,20060 A4	5410439173506	50	1,96	22	60	4.6	3.4	4,0
24	09021,24075 A4	5410439349215	50	2,81	26	72	6	4	5,0

N
nylon

material : Plastic PA6	**materiaal :** Kunststof PA6	**matière :** Plastique PA6	**Werkstoff :** Kunststoff PA6
type : standard	**type :** standaard	**type :** standard	**Typ :** normalmass
surface : self-colour	**oppervlak :** natuurkleur	**surface :** naturel	**Oberfläche :** naturel

Technical properties / Technische gegevens /
Données techniques / Technische Daten

M	art code	EAN	BOX	KG/ BOX	d1 min	d2 max	s max	s min	s nom
4	09021,04012 N	5410439203265	200	0,32	4,3	12	1.1	0.9	1,0
5	09021,05015 N	5410439135801	200	0,08	5,3	15	1.4	1	1,2
6	09021,06018 N	5410439104869	200	0,20	6,4	18	1.8	1.4	1,6
8	09021,08024 N	5410439307956	200	0,40	8,4	24	2.2	1.8	2,0
10	09021,10030 N	5410439307963	200	0,64	10,5	30	2.7	2.3	2,5
12	09021,12037 N	5410439137140	200	1,20	13	37	3.3	2.7	3,0

MS
Brass

material : Brass	**materiaal :** Messing	**matière :** Laiton	**Werkstoff :** Messing
type : standard	**type :** standaard	**type :** standard	**Typ :** normalmass
surface : plain	**oppervlak :** blank	**surface :** brut	**Oberfläche :** roh

Technical properties / Technische gegevens /
Données techniques / Technische Daten

M	art code	EAN	BOX	KG/ BOX	d1 min	d2 max	s max	s min	s nom
3	09021,03009 MS	5410439136129	200	0,16	3,2	9	0.9	0.7	0,8
4	09021,04012 MS	5410439107969	200	0,32	4,3	12	1.1	0.9	1,0
5	09021,05015 MS	5410439135924	200	0,76	5,3	15	1.4	1	1,2
6	09021,06018 MS	5410439134163	200	1,12	6,4	18	1.8	1.4	1,6
8	09021,08024 MS	5410439305600	200	2,72	8,4	24	2.2	1.8	2,0
10	09021,10030 MS	5410439135269	100	1,22	10,5	30	2.7	2.3	2,5
12	09021,12037 MS	5410439135931	100	2,65	13	37	3.3	2.7	3,0

MUDGUARD WASHER

CARROSSERIE SLUITRING GROTE BUITENDIAMETER

RONDELLE CARROSSERIE

KOTFLUGELSCHEIBE

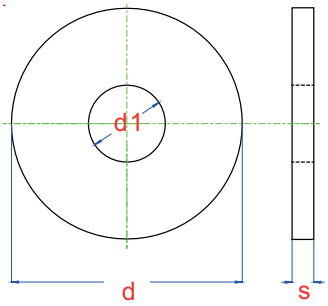

Z
zinc pl.

material : Steel	**materiaal :** Staal	**matière :** Acier	**Werkstoff :** Stahl
type : standard	**type :** standaard	**type :** standard	**Typ :** normalmass
surface : zinc plated	**oppervlak :** verzinkt	**surface :** zingué	**Oberfläche :** verzinkt

Technical properties / Technische gegevens / Données techniques / Technische Daten

M	d1	s
M 4	4,3	1,25
M 5	5,3	1,50
M 6	6,4	
M 8	8,4	
M 10	10,5	
M 12	12,5	

M x d	art code	EAN	BOX	KG/ BOX
4 x 15	CAROS,04015 Z	5410439177863	200	0,56
4 x 20	CAROS,04020 Z	5410439087070	200	0,88
4 x 25	CAROS,04025 Z	5410439177870	200	1,84
5 x 20	CAROS,05020 Z	5410439087124	200	1,00
5 x 25	CAROS,05025 Z	5410439087131	200	1,88
5 x 30	CAROS,05030 Z	5410439177887	200	2,44
6 x 20	CAROS,06020 Z	5410439177894	200	1,00
6 x 25	CAROS,06025 Z	5410439087186	200	1,80
6 x 30	CAROS,06030 Z	5410439087209	200	2,44
6 x 36	CAROS,06036 Z	5410439087216	100	0,87
6 x 40	CAROS,06040 Z	5410439181747	100	1,20
8 x 20	CAROS,08020 Z	5410439089708	200	0,96

M x d	art code	EAN	BOX	KG/ BOX
8 x 25	CAROS,08025 Z	5410439179034	200	1,64
8 x 30	CAROS,08030 Z	5410439087278	200	2,60
8 x 36	CAROS,08036 Z	5410439087292	100	0,83
8 x 40	CAROS,08040 Z	5410439157483	100	1,10
10 x 25	CAROS,10025 Z	5410439177900	100	0,52
10 x 30	CAROS,10030 Z	5410439177917	100	0,64
10 x 36	CAROS,10036 Z	5410439087346	100	0,76
10 x 40	CAROS,10040 Z	5410439087353	100	0,96
10 x 50	CAROS,10050 Z	5410439435109	100	2,41
12 x 30	CAROS,12030 Z	5410439307215	100	0,59
12 x 36	CAROS,12036 Z	5410439177924	100	1,04
12 x 40	CAROS,12040 Z	5410439177931	100	1,11

MUDGUARD WASHER

CARROSSERIE SLUITRING GROTE BUITENDIAMETER

RONDELLE CARROSSERIE

KOTFLUGELSCHEIBE

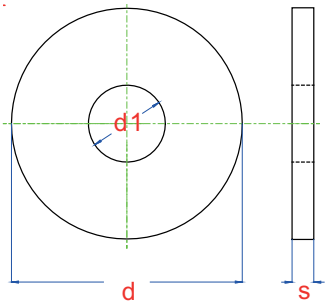

A2 inox

material : Stainless steel A2	**materiaal :** Inox A2	**matière :** Inox A2	**Werkstoff :** Edelstahl A2
type : standard	**type :** standaard	**type :** standard	**Typ :** normalmass
surface : plain	**oppervlak :** blank	**surface :** brut	**Oberfläche :** roh

Technical properties / Technische gegevens / Données techniques / Technische Daten

M	d1	s
M 4	4,3	1,25
M 5	5,3	1,50
M 6	6,4	
M 8	8,4	
M 10	10,5	

M x d	art code	EAN	BOX	KG/ BOX
4 x 20	CAROS,04020 A2	5410439104593	200	1,04
5 x 20	CAROS,05020 A2	5410439307659	200	1,16
5 x 25	CAROS,05025 A2	5410439104609	200	1,84
6 x 25	CAROS,06025 A2	5410439307666	200	1,92
6 x 30	CAROS,06030 A2	5410439104616	200	2,76
6 x 36	CAROS,06036 A2	5410439104623	200	3,68
8 x 20	CAROS,08020 A2	5410439324861	200	1,08

M x d	art code	EAN	BOX	KG/ BOX
8 x 30	CAROS,08030 A2	5410439307673	200	2,72
8 x 36	CAROS,08036 A2	5410439307680	200	4,16
8 x 40	CAROS,08040 A2	5410439104647	200	5,40
10 x 25	CAROS,10025 A2	5410439344395	200	1,64
10 x 36	CAROS,10036 A2	5410439181792	200	3,88
10 x 40	CAROS,10040 A2	5410439104654	200	5,28

CONICAL WASHER FOR HEXAGON HEAD WOOD SCREWS

SLUITRING VOOR HOUTDRAADBOUTEN

RONDELLE HERMETIQUE POUR VIS À BOIS TÊTE HEXAGONALE

SCHEIBE FÜR SECHSKANT-HOLZSCHRAUBEN

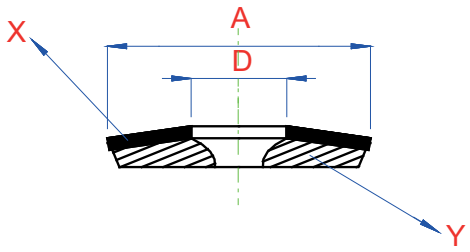

Z
zinc pl.

material : Steel	**materiaal :** Staal	**matière :** Acier	**Werkstoff :** Stahl
type : with bitumen gasket	**type :** met bitumen	**type :** avec joint en feutre bitumé	**Typ :** mit Bitumen
surface : zinc plated	**oppervlak :** verzinkt	**surface :** zingué	**Oberfläche :** verzinkt

Technical properties / Technische gegevens /
Données techniques / Technische Daten

D x A	art code	EAN	BOX	KG/ BOX	X	Y
9 x 22	000ER,09022 Z	5410439081085	100	0,24	steel	bitumen
9 x 30	000ER,09030 Z	5410439081108	100	0,47	steel	bitumen

A2
inox

material : Stainless steel A2	**materiaal :** Inox A2	**matière :** Inox A2	**Werkstoff :** Edelstahl A2
type : with bitumen gasket	**type :** bitumen	**type :** avec join en feutre bitumé	**Typ :** mit Bitumen
surface : plain	**oppervlak :** blank	**surface :** brut	**Oberfläche :** roh

Technical properties / Technische gegevens /
Données techniques / Technische Daten

D x A	art code	EAN	BOX	KG/ BOX	X	Y
9 x 30	000ER,09030 A2	5410439140768	100	0,68	steel	bitumen

CUP WASHER

KRAALRING

CUVETTE POUR VIS

HOHLSCHEIBE

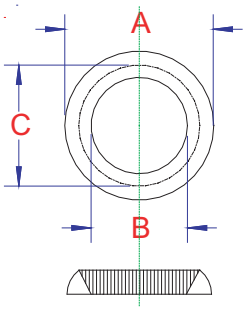

MS
Brass

material : Brass	**materiaal :** Messing	**matière :** Laiton	**Werkstoff :** Messing
type : standard	**type :** standaard	**type :** standard	**Typ :** normalmass
surface : plain	**oppervlak :** blank	**surface :** brut	**Oberfläche :** roh

Technical properties / Technische gegevens /
Données techniques / Technische Daten

N	art code	EAN	BOX	KG/ BOX	A	B	C
17	00CUV,17 MS	5410439092609	200	0,08	9	3	6
19	00CUV,19 MS	5410439092623	200	0,12	11	4	7,8
20	00CUV,20 MS	5410439092630	200	0,16	13	5	9,6

MN
Brass
nickle plated

material : Brass	**materiaal :** Messing	**matière :** Laiton	**Werkstoff :** Messing
type : standard	**type :** standaard	**type :** standard	**Typ :** normalmass
surface : nickel-plated	**oppervlak :** vernikkeld	**surface :** nickelé	**Oberfläche :** vernickelt

Technical properties / Technische gegevens /
Données techniques / Technische Daten

N	art code	EAN	BOX	KG/ BOX	A	B	C
17	00CUV,17 MN	5410439305891	200	0,08	9	3	6
19	00CUV,19 MN	5410439305617	200	0,12	11	4	7,8
20	00CUV,20 MN	5410439305877	200	0,20	13	5	9,6
22	00CUV,22 MN	5410439305884	200	0,20	15	5,5	11,5
23	00CUV,23 MN	5410439306508	200	0,24	16	7	12,2

SAIL EYELET

ZEILRING

OEILLET POUR BACHES

PLANOSE

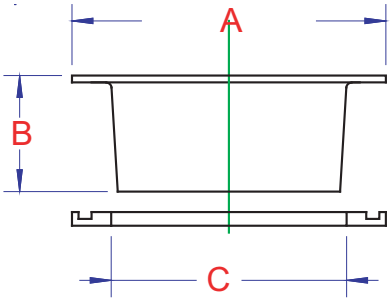

MS
Brass

material : Brass	**materiaal :** Messing	**matière :** Laiton	**Werkstoff :** Messing
type : standard	**type :** standaard	**type :** standard	**Typ :** normalmass
surface : plain	**oppervlak :** blank	**surface :** brut	**Oberfläche :** roh

Technical properties / Technische gegevens /
Données techniques / Technische Daten

C	art code	EAN	BOX	KG/ BOX	A	B
7	000ZR,07 MS	5410439014878	200	0,12	11,5	5
8	000ZR,08 MS	5410439139335	200	0,36	14,3	6
10	000ZR,10 MS	5410439139342	200	0,40	17,5	6

G

Din 6798 (07/1988)

SERRATED LOCK WASHER

WAAIERVEERRING

RONDELLE EVENTAIL

FACHERSCHEIBE

A

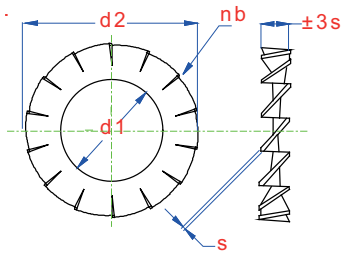

Z
zinc pl.

material : Spring steel	**materiaal :** Veerstaal	**matière :** Acier ressort	**Werkstoff :** Federstahl
type : A external teeth	**type :** A uitwendig getand	**type :** A denture extérieur	**Typ :** A aussengezahnt
surface : zinc plated Cr3+	**oppervlak :** verzinkt Cr3+	**surface :** zingué Cr3+	**Oberfläche :** verzinkt Cr3+

Technical properties / Technische gegevens /
Données techniques / Technische Daten

M	art code	EAN	BOX	KG/ BOX	d1 min.	d2 max.	nb min.	s max.
3	6798A,03 Z	5410439088145	1000	1,00	3,2	6	9	0,4
4	6798A,04 Z	5410439088169	500	0,50	4,3	8	11	0,5
5	6798A,05 Z	5410439088183	200	0,12	5,3	10	11	0,6
6	6798A,06 Z	5410439088206	200	0,16	6,4	11	12	0,7
8	6798A,08 Z	5410439088220	200	0,32	8,4	15	14	0,8
10	6798A,10 Z	5410439088244	200	0,48	10,5	18	16	0,9
12	6798A,12 Z	5410439088268	200	0,64	12,5	20,5	16	1
14	6798A,14 Z	5410439088282	200	0,88	14,5	24	18	1
16	6798A,16 Z	5410439088305	100	0,15	16,5	26	18	1,2
18	6798A,18 Z	5410439089722	100	0,49	19	30	18	1,4
20	6798A,20 Z	5410439088329	100	0,57	21	33	20	1,4
22	6798A,22 Z	5410439088336	100	0,80	23	36	20	1,5
24	6798A,24 Z	5410439088343	100	0,81	25	38	20	1,5
27	6798A,27 Z	5410439088350	100	1,20	27	44	22	1,6
30	6798A,30 Z	5410439178136	100	1,40	31	48	22	1,6

A2 inox

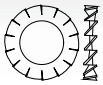

material : Stainless steel A2	**materiaal :** Inox A2	**matière :** Inox A2	**Werkstoff :** Edelstahl A2
type : A external teeth	**type :** A uitwendig getand	**type :** A denture extérieur	**Typ :** A aussengezahnt
surface : plain	**oppervlak :** blank	**surface :** brut	**Oberfläche :** roh

Technical properties / Technische gegevens /
Données techniques / Technische Daten

M	art code	EAN	BOX	KG/ BOX	d1 min.	d2 max.	nb min.	s max.
3	6798A,03 A2	5410439088138	500	0,25	3,2	6	9	0,4
4	6798A,04 A2	5410439088152	200	0,08	4,3	8	11	0,5
5	6798A,05 A2	5410439088176	200	0,12	5,3	10	11	0,6
6	6798A,06 A2	5410439305259	200	0,12	6,4	11	12	0,7
8	6798A,08 A2	5410439088213	200	0,28	8,4	15	14	0,8
10	6798A,10 A2	5410439088237	200	0,44	10,5	18	16	0,9
12	6798A,12 A2	5410439088251	200	0,56	12,5	20,5	16	1
14	6798A,14 A2	5410439088275	200	0,96	14,5	24	18	1
16	6798A,16 A2	5410439088299	200	1,28	16,5	26	18	1,2
18	6798A,18 A2	5410439144117	200	1,88	19	30	18	1,4
20	6798A,20 A2	5410439088312	100	0,56	21	33	20	1,4
22	6798A,22 A2	5410439139007	100	0,75	23	36	20	1,5
24	6798A,24 A2	5410439104661	100	0,71	25	38	20	1,5
27	6798A,27 A2	5410439104678	100	1,20	28	44	22	1,6
30	6798A,30 A2	5410439104685	100	1,40	31	48	22	1,6

SAFETY LOCK WASHER GLUED

VEILIGHEIDSBORGRING GELIJMD

RONDELLE DE SECURITE COLLÉE PAR PAIR

SICHERUNGSSCHEIBE VERLEIMT

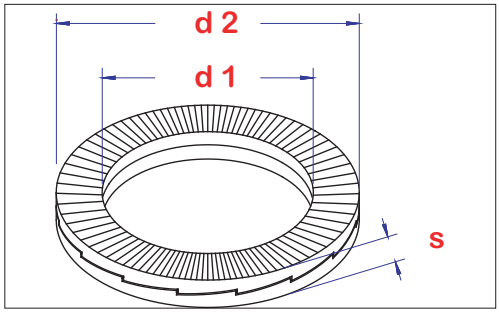

DP delta protect

material : Carbon steel 465-550 HV	**materiaal :** Koolstofstaal 465-550 HV	**matière :** Acier carbonne 465-550 HV	**Werkstoff :** Kohlenstoffstahl 465-550 HV
type : medium outer diameter	**type :** medium buitendiameter	**type :** diamètre extérieur moyenne	**Typ :** medium Aussendurchmesser
surface : delta protekt	**oppervlak :** delta protekt	**surface :** delta protekt	**Oberfläche :** delta protekt

Tolerances d1: M3-M8 +/- 0,10 | M10-M30 = +/- 0,20 d2: M3-M27 +/- 0,20 | M27-M30 +/- 0,30
s : M3-M30 +/- 0,25

Technical properties / Technische gegevens / Données techniques / Technische Daten

M	art code	EAN	BOX	KG/ BOX	d1	d2	s
3	NORDL,003 DP	5410439594585	200	0,12	3,4	7,0	1,8
4	NORDL,004 DP	5410439594592	200	0,16	4,4	7,6	1,8
5	NORDL,005 DP	5410439594608	200	0,20	5,4	9,0	1,8
6	NORDL,006 DP	5410439594691	200	0,28	6,5	10,8	1,8
8	NORDL,008 DP	5410439594707	200	0,60	8,7	13,5	2,5
10	NORDL,010 DP	5410439594714	200	0,88	10,7	16,6	2,5
12	NORDL,012 DP	5410439594721	200	1,20	13,0	19,5	2,5
14	NORDL,014 DP	5410439594752	100	0,56	15,2	23,0	3,4
16	NORDL,016 DP	5410439346368	100	0,35	17,0	25,4	3,4
18	NORDL,018 DP	5410439594769	100	0,91	19,5	29,0	3,4
20	NORDL,020 DP	5410439594776	100	0,92	21,4	30,7	3,4
22	NORDL,022 DP	5410439346306	100	1,29	23,4	34,5	3,4
24	NORDL,024 DP	5410439594783	100	1,72	25,3	39,0	3,4
27	NORDL,027 DP	5410439594790	50	0,82	28,4	42,0	5,8
30	NORDL,030 DP	5410439594806	50	0,85	31,4	47,0	5,8

Din 127 (10/1987)

SINGLE COIL SPRING LOCK WASHER

VEERRING

RONDELLE RESSORT

FEDERRINGE

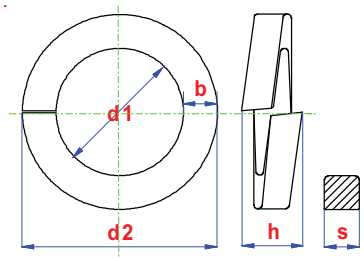

S
steel

material : Spring steel	**materiaal :** Veerstaal	**matière :** Acier ressort	**Werkstoff :** Federstahl
type : B plan pattern	**type :** B gladde uiteinden	**type :** B bout lisse	**Typ :** B glatt Ende
surface : plain	**oppervlak :** blank	**surface :** brut	**Oberfläche :** roh

Technical properties / Technische gegevens /
Données techniques / Technische Daten

M	art code	EAN	BOX	KG/ BOX	b	d1	d2	h	s
4	00127,04 S	5410439026505	200	0,08	1,5	4,1	7,6	2,1	0,9
5	00127,05 S	5410439026543	200	0,16	1,8	5,1	9,2	2,8	1,2
6	00127,06 S	5410439026581	200	0,36	2,55	6,1	11,8	3,8	1,6
8	00127,08 S	5410439026642	200	0,64	3	8,1	14,8	4,7	2
10	00127,10 S	5410439026680	200	1,00	3,5	10,2	18,1	5,2	2,2
12	00127,12 S	5410439026727	200	1,40	4	12,2	21,1	5,9	2,5
14	00127,14 S	5410439026765	100	0,60	4,5	14,2	24,1	7,1	3
16	00127,16 S	5410439026802	100	0,82	5	16,2	27,4	8,3	3,5
18	00127,18 S	5410439026840	100	0,98	5	18,2	29,4	8,3	3,5
20	00127,20 S	5410439026888	100	1,55	6	20,2	33,6	9,44	4
22	00127,22 S	5410439026925	50	0,41	6	22,5	35,9	9,44	4
24	00127,24 S	5410439026963	50	0,66	7	24,5	40	11,8	5
27	00127,27 S	5410439026987	50	0,72	7	27,5	43	11,8	5
30	00127,30 S	5410439027007	50	1,09	8	30,5	48,2	14,2	6

Z
zinc pl.

material : Spring steel	**materiaal :** Veerstaal	**matière :** Acier ressort	**Werkstoff :** Federstahl
type : B plan pattern	**type :** B gladde uiteinden	**type :** B bout lisse	**Typ :** B glatt Ende
surface : zinc plated	**oppervlak :** verzinkt	**surface :** zingué	**Oberfläche :** verzinkt

Technical properties / Technische gegevens /
Données techniques / Technische Daten

M	art code	EAN	BOX	KG/ BOX	b	d1	d2	h	s
3	00127,03 Z	5410439026475	200	0,08	1,3	3,1	6,2	1,9	0,8
4	00127,04 Z	5410439026512	200	0,12	1,5	4,1	7,6	2,1	0,9
5	00127,05 Z	5410439026550	200	0,16	1,8	5,1	9,2	2,8	1,2
6	00127,06 Z	5410439026598	200	0,40	2,55	6,1	11,8	3,8	1,6
7	00127,07 Z	5410439026611	200	0,36	2,55	7,1	12,8	3,8	1,6
8	00127,08 Z	5410439026659	200	0,68	3	8,1	14,8	4,7	2
10	00127,10 Z	5410439026697	200	1,00	3,5	10,2	18,1	5,2	2,2
12	00127,12 Z	5410439026734	200	1,60	4	12,2	21,1	5,9	2,5
14	00127,14 Z	5410439026772	100	0,61	4,5	14,2	24,1	7,1	3
16	00127,16 Z	5410439026819	100	0,89	5	16,2	27,4	8,3	3,5
18	00127,18 Z	5410439026857	100	1,12	5	18,2	29,4	8,3	3,5
20	00127,20 Z	5410439026895	100	1,48	6	20,2	33,6	9,44	4
22	00127,22 Z	5410439026932	50	0,41	6	22,5	35,9	9,44	4
24	00127,24 Z	5410439026970	50	0,64	7	24,5	40	11,8	5
27	00127,27 Z	5410439026994	50	0,72	7	27,5	43	11,8	5
30	00127,30 Z	5410439027014	50	1,07	8	30,5	48,2	14,2	6
33	00127,33 Z	5410439113380	50	1,51	10	33,5	55,2	14,2	6
36	00127,36 Z	5410439113397	50	1,64	10	36,5	58,2	14,2	6
39	00127,39 Z	5410439113403	50	1,79	10	39,5	61,2	14,2	6

GZ
yellow
zinc pl.

material : Spring steel	**materiaal :** Veerstaal	**matière :** Acier ressort	**Werkstoff :** Federstahl
type : B plan pattern	**type :** B gladde uiteinden	**type :** B bout lisse	**Typ :** B glatt Ende
surface : zinc plated yellow	**oppervlak :** geelverzinkt	**surface :** zingué jaune	**Oberfläche :** gelb chromat.

G

Technical properties / Technische gegevens /
Données techniques / Technische Daten

M	art code	EAN	BOX	KG/ BOX	b	d1	d2	h	s
4	00127,04 GZ	5410439126748	200	0,08	1,5	4,1	7,6	2,1	0,9
5	00127,05 GZ	5410439126755	200	0,16	1,8	5,1	9,2	2,8	1,2
6	00127,06 GZ	5410439126762	200	0,32	2,55	6,1	11,8	3,8	1,6
8	00127,08 GZ	5410439126779	200	0,64	3	8,1	14,8	4,7	2
10	00127,10 GZ	5410439126786	200	1,00	3,5	10,2	18,1	5,2	2,2
12	00127,12 GZ	5410439126793	200	1,52	4	12,2	21,1	5,9	2,5
14	00127,14 GZ	5410439126809	200	2,40	4,5	14,2	24,1	7,1	3
16	00127,16 GZ	5410439126823	200	3,56	5	16,2	27,4	8,3	3,5

A2 inox

material : Stainless steel A2	**materiaal :** Inox A2	**matière :** Inox A2	**Werkstoff :** Edelstahl A2
type : B plan pattern	**type :** B gladde uiteinden	**type :** B bout lisse	**Typ :** B glatt Ende
surface : plain	**oppervlak :** blank	**surface :** brut	**Oberfläche :** roh

Technical properties / Technische gegevens /
Données techniques / Technische Daten

M	art code	EAN	BOX	KG/ BOX	b	d1	d2	h	s
3	00127,03 A2	5410439026444	200	0,08	1,3	3,1	6,2	1,9	0,8
4	00127,04 A2	5410439026482	200	0,12	1,5	4,1	7,6	2,1	0,9
5	00127,05 A2	5410439026529	200	0,16	1,8	5,1	9,2	2,8	1,2
6	00127,06 A2	5410439026567	200	0,36	2,55	6,1	11,8	3,8	1,6
8	00127,08 A2	5410439026628	200	0,68	3	8,1	14,8	4,7	2
10	00127,10 A2	5410439026666	200	0,96	3,5	10,2	18,1	5,2	2,2
12	00127,12 A2	5410439026703	200	1,56	4	12,2	21,1	5,9	2,5
14	00127,14 A2	5410439026741	200	2,24	4,5	14,2	24,1	7,1	3
16	00127,16 A2	5410439026789	200	3,48	5	16,2	27,4	8,3	3,5
18	00127,18 A2	5410439026826	100	1,02	5	18,2	29,4	8,3	3,5
20	00127,20 A2	5410439402446	100	1,48	6	20,2	33,6	9,44	4
22	00127,22 A2	5410439026901	100	1,65	6	22,5	35,9	9,44	4
24	00127,24 A2	5410439026949	100	2,61	7	24,5	40	11,8	5
27	00127,27 A2	5410439154499	50	0,73	7	27,5	43	11,8	5
30	00127,30 A2	5410439348416	50	1,10	8	30,5	48,2	14,2	6

A4 inox

material : Stainless steel A4	**materiaal :** Inox A4	**matière :** Inox A4	**Werkstoff :** Edelstahl A4
type : B plan pattern	**type :** B gladde uiteinden	**type :** B bout lisse	**Typ :** B glatt Ende
surface : plain	**oppervlak :** blank	**surface :** brut	**Oberfläche :** roh

Technical properties / Technische gegevens /
Données techniques / Technische Daten

M	art code	EAN	BOX	KG/ BOX	b	d1	d2	h	s
3	00127,03 A4	5410439026451	200	0,04	1,3	3,1	6,2	1,9	0,8
4	00127,04 A4	5410439026499	200	0,08	1,5	4,1	7,6	2,1	0,9
5	00127,05 A4	5410439026536	200	0,16	1,8	5,1	9,2	2,8	1,2
6	00127,06 A4	5410439026574	200	0,32	2,55	6,1	11,8	3,8	1,6
8	00127,08 A4	5410439026635	200	0,64	3	8,1	14,8	4,7	2
10	00127,10 A4	5410439026673	200	1,00	3,5	10,2	18,1	5,2	2,2
12	00127,12 A4	5410439026710	200	1,52	4	12,2	21,1	5,9	2,5
14	00127,14 A4	5410439026758	200	2,40	4,5	14,2	24,1	7,1	3
16	00127,16 A4	5410439026796	200	3,32	5	16,2	27,4	8,3	3,5
18	00127,18 A4	5410439026833	100	0,97	5	18,2	29,4	8,3	3,5

SINGLE COIL SPRING LOCK WASHER

VEERRING VOOR CILINDERKOPSCHROEVEN

RONDELLE RESSORT POUR VIS TÊTE CYLINDRIQUE

FEDERRINGE FÜR ZYLINDERKOPFSCHRAUBEN

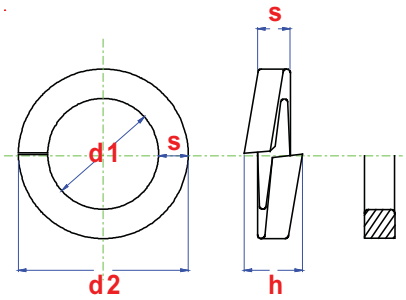

S
steel

material : Spring steel	**materiaal :** Veerstaal	**matière :** Acier ressort	**Werkstoff :** Federstahl
type : standard	**type :** standaard	**type :** standard	**Typ :** normalmass
surface : plain	**oppervlak :** blank	**surface :** brut	**Oberfläche :** roh

Technical properties / Technische gegevens /
Données techniques / Technische Daten

	art code	EAN	BOX	KG/ BOX	d1	d2	h	s
6	07980,06 S	5410439079556	100	0,04	6,1	9,9	3,78	1,7
8	07980,08 S	5410439079563	100	0,12	8,1	12,7	4,72	2,1
10	07980,10 S	5410439079570	100	0,20	10,2	16	5,9	2,65
12	07980,12 S	5410439079587	100	0,23	12,2	18	5,9	2,65
14	07980,14 S	5410439079594	100	0,38	14,2	21,1	7,1	3,2
16	07980,16 S	5410439079600	250	3,68	16,2	24,4	8,25	3,7
18	07980,18 S	5410439079617	100	0,66	18,2	26,4	8,25	3,7
20	07980,20 S	5410439079624	100	1,23	20,2	30,6	10,6	4,7
22	07980,22 S	5410439079631	100	1,36	22,5	32,9	10,6	4,7
24	07980,24 S	5410439079648	100	1,81	24,5	35,9	11,8	5,2
27	07980,27 S	5410439079655	100	2,06	27,5	38,9	11,8	5,2
30	07980,30 S	5410439079662	100	3,20	30,5	44,1	14,2	6,2

Z
zinc pl.

material : Spring steel	**materiaal :** Veerstaal	**matière :** Acier ressort	**Werkstoff :** Federstahl
type : standard	**type :** standaard	**type :** standard	**Typ :** Normalmass
surface : zinc plated	**oppervlak :** verzinkt	**surface :** zingué	**Oberfläche :** verzinkt

Technical properties / Technische gegevens /
Données techniques / Technische Daten

	art code	EAN	BOX	KG/ BOX	d1	d2	h	s
3	07980,03 Z	5410439126861	500	0,25	3,1	5,6	2,36	1,1
4	07980,04 Z	5410439126878	500	0,50	4,1	7	2,83	1,3
5	07980,05 Z	5410439126885	500	1,00	5,1	8,8	3,78	1,7
6	07980,06 Z	5410439126892	500	1,25	6,1	9,9	3,78	1,7
8	07980,08 Z	5410439306652	200	0,44	8,1	12,7	4,72	2,1
10	07980,10 Z	5410439108218	200	0,76	10,2	16	5,9	2,65
12	07980,12 Z	5410439126908	200	0,88	12,2	18	5,9	2,65
14	07980,14 Z	5410439126915	200	1,52	14,2	21,1	7,1	3,2
16	07980,16 Z	5410439126922	100	0,59	16,2	24,4	8,25	3,7
18	07980,18 Z	5410439126939	100	0,66	18,2	26,4	8,25	3,7
20	07980,20 Z	5410439136075	100	1,23	20,2	30,6	10,6	4,7
24	07980,24 Z	5410439136099	100	1,81	24,5	35,9	11,8	5,2

Din 74361 (06-2008)

Wheel connector

WHEEL CONNECTOR

WIELBEVESTIGING

FIXATION DE ROUE

RADBEFESTIGUNG

Z
zinc pl.

material : Spring steel	**materiaal :** Veerstaal	**matière :** Acier ressort	**Werkstoff :** Federstahl
type : Type C	**type :** Type C	**type :** Type C	**Typ :** Type C
surface : zinc plated	**oppervlak :** verzinkt	**surface :** zingué	**Oberfläche :** verzinkt

Technical properties / Technische gegevens /
Données techniques / Technische Daten

M	art code	EAN	BOX	KG/ BOX	d6	d7	d8	h6
12	74361C12 Z	5410439269353	100	0,82	12,5	23	14,5	5
14	74361C14 Z	5410439269360	100	1,10	14,5	26	17	6
16	74361C16 Z	5410439269377	100	1,17	16,5	29	20	7
18	74361C18 Z	5410439269384	100	1,40	18,5	29	20	7
20	74361C20 Z	5410439269391	100	2,30	20,5	34	24	8
22	74361C22 Z	5410439269407	100	3,20	22,5	34	24	8

DISC SPRING

SCHOTELVEERRING

RONDELLE RESSORT

TELLERFEDER

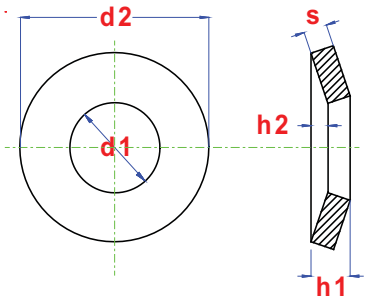

S
steel

material : Spring steel	**materiaal :** Veerstaal	**matière :** Acier ressort	**Werkstoff :** Federstahl
type : group A	**type :** groep A	**type :** groupe A	**Typ :** Gruppe A
surface : plain	**oppervlak :** blank	**surface :** brut	**Oberfläche :** roh

Technical properties / Technische gegevens /
Données techniques / Technische Daten

M	art code	EAN	BOX	KG/ BOX	d1	d2	h1	h2	s
4	2093A,0080 S	5410439087902	200	0,04	4,20	8	0,60	0,20	0,40
5	2093A,0100 S	5410439087919	500	0,50	5,20	10	0,75	0,25	0,50
6	2093A,0125 S	5410439087926	200	0,20	6,20	12,5	1,00	0,30	0,70
7	2093A,0140 S	5410439087933	200	0,28	7,20	14	1,10	0,30	0,80
8	2093A,0160 S	5410439087940	200	0,44	8,20	16	1,25	0,35	0,90
9	2093A,0180 S	5410439087957	200	0,60	9,20	18	1,40	0,40	1,00
10	2093A,0200 S	5410439087964	200	0,80	10,20	20	1,55	0,45	1,10
11	2093A,0225 S	5410439087971	200	1,16	11,20	22,50	1,75	0,50	1,25
12	2093A,0250 S	5410439087988	100	0,44	12,20	25	2,05	0,55	1,50
14	2093A,0280 S	5410439087995	100	0,54	14,20	28	2,15	0,65	1,50
16	2093A,0315 S	5410439088008	100	0,77	16,30	31,50	2,45	0,70	1,75
18	2093A,0355 S	5410439088015	100	1,14	18,30	35,50	2,80	0,80	2,00
20	2093A,0400 S	5410439088022	100	1,64	20,40	40	3,15	0,90	2,25
22	2093A,0450 S	5410439088039	100	2,35	22,40	45	3,50	1,00	2,50
24	2093A,0500 S	5410439088046	100	3,43	25,4	50,0	4,10	1,10	3,00
27	2093A,0560 S	5410439088053	100	4,29	28,5	56,0	4,30	1,30	3,00
30	2093A,0630 S	5410439088060	50	1,63	31,00	63	4,90	1,40	3,50
33	2093A,0710 S	5410439088077	50	2,16	36,00	71	5,60	1,60	4,00
39	2093A,0800 S	5410439088084	50	3,43	41,00	80	6,70	1,70	5,00
45	2093A,0900 S	5410439088091	10	0,17	46,00	90	7,00	2,00	5,00
48	2093A,1000 S	5410439088107	1	0,00	51,0	100	8,20	2,20	6,00

DISC SPRING

SCHOTELVEERRING

RONDELLE RESSORT

TELLERFEDER

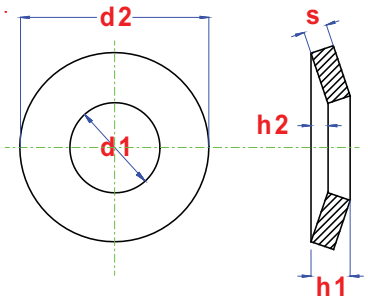

S
steel

material : Spring steel	**materiaal :** Veerstaal	**matière :** Acier ressort	**Werkstoff :** Federstahl
type : group B	**type :** groep B	**type :** groupe B	**Typ :** Gruppe B
surface : plain	**oppervlak :** blank	**surface :** brut	**Oberfläche :** roh

Technical properties / Technische gegevens /
Données techniques / Technische Daten

M	art code	EAN	BOX	KG/ BOX	d1	d2	h1	h2	s
4	2093B,0080 S	5410439088114	200	0,04	4,20	8	0,55	0,25	0,30
5	2093B,0100 S	5410439152778	200	0,08	5,20	10	0,70	0,30	0,40
6	2093B,0125 S	5410439435703	200	0,12	6,20	12,5	0,85	0,35	0,50
7	2093B,0140 S	5410439435710	200	0,16	7,20	14	0,90	0,40	0,50
8	2093B,0160 S	5410439431729	200	0,28	8,20	16	1,05	0,45	0,60
9	2093B,0180 S	5410439203401	200	0,40	9,20	18	1,20	0,50	0,70
10	2093B,0200 S	5410439304993	200	0,60	10,20	20	1,35	0,55	0,80
11	2093B,0225 S	5410439435727	200	0,76	11,20	22,5	1,45	0,65	0,80
12	2093B,0250 S	5410439305365	100	0,27	12,20	25	1,60	0,70	0,90
14	2093B,0280 S	5410439435734	100	0,36	14,20	28	1,80	0,80	1,00
16	2093B,0315 S	5410439236492	100	0,56	16,30	31,5	2,15	0,90	1,25
18	2093B,0355 S	5410439435741	100	0,72	18,30	35,5	2,25	1,00	1,25
20	2093B,0400 S	5410439435758	100	1,10	20,40	40	2,65	1,15	1,50
22	2093B,0450 S	5410439435765	100	1,65	22,40	45	3,05	1,30	1,75
24	2093B,0500 S	5410439208338	100	2,29	25,40	50	3,40	1,40	2,00
27	2093B,0560 S	5410439435772	100	2,86	28,50	56	3,60	1,60	2,00
30	2093B,0630 S	5410439435789	50	1,16	31,00	63	4,25	1,75	2,50
33	2093B,0710 S	5410439435796	50	1,45	36,00	71	4,60	2,60	2,50
39	2093B,0800 S	5410439435802	50	2,18	41,00	80	5,30	2,30	3,00
45	2093B,0900 S	5410439435819	10	0,13	46,00	90	6,00	2,5	3,50
48	2093B,1000 S	5410439435826	1	0,00	51,00	100	6,30	2,80	3,50

DISC SPRING

SCHOTELVEERRING

RONDELLE RESSORT

TELLERFEDER

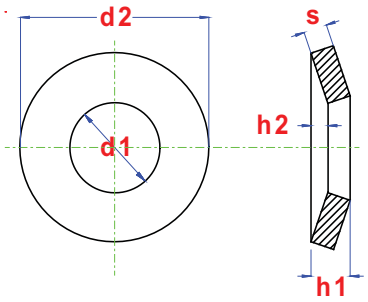

S
steel

material : Spring steel	**materiaal :** Veerstaal	**matière :** Acier ressort	**Werkstoff :** Federstahl
type : group C	**type :** groep C	**type :** groupe C	**Typ :** Gruppe C
surface : plain	**oppervlak :** blank	**surface :** brut	**Oberfläche :** roh

Technical properties / Technische gegevens /
Données techniques / Technische Daten

M	art code	EAN	BOX	KG/ BOX	d1	d2	h1	h2	s
4	2093C,0080 S	5410439147101	200	0,04	4,20	8	0,45	0,25	0,20
5	2093C,0100 S	5410439435833	200	0,00	5,20	10	0,55	0,30	0,25
6	2093C,0125 S	5410439208857	200	0,16	6,20	12,5	0,80	0,45	0,35
7	2093C,0140 S	5410439435840	200	0,12	7,20	14	0,80	0,45	0,35
8	2093C,0160 S	5410439435345	200	0,20	8,20	16	0,90	0,50	0,40
9	2093C,0180 S	5410439435857	200	0,28	9,20	18	1,05	0,60	0,45
10	2093C,0200 S	5410439431293	200	0,40	10,20	20	1,15	0,65	0,50
11	2093C,0225 S	5410439435864	200	0,00	11,20	22,5	1,40	0,80	0,60
12	2093C,0250 S	5410439435871	100	0,21	12,20	25	1,60	0,90	0,70
14	2093C,0280 S	5410439435888	100	0,30	14,20	28	1,80	1,00	0,80
16	2093C,0315 S	5410439435895	100	0,00	16,30	31,5	1,85	1,05	0,80
18	2093C,0355 S	5410439435901	100	0,60	18,30	35,5	2,05	1,15	0,90
20	2093C,0400 S	5410439435918	100	0,76	20,40	40	2,30	1,30	1,00
22	2093C,0450 S	5410439435925	100	1,20	22,40	45	2,85	1,60	1,25
24	2093C,0500 S	5410439435932	100	1,38	25,4	50,0	2,85	1,60	1,25
27	2093C,0560 S	5410439435949	100	2,66	28,5	56,0	3,45	1,95	1,50
30	2093C,0630 S	5410439435956	50	0,82	31,00	63	4,15	2,35	1,80
36	2093C,0710 S	5410439435963	50	0,00	36,00	71	4,60	2,60	2,00
39	2093C,0800 S	5410439435970	50	0,00	41,00	80	5,20	2,95	2,25
45	2093C,0900 S	5410439435987	10	0,10	46,00	90	5,70	3,20	2,50

pgb - SNOR

Schnorr “S”

“SCHNORR” LOCK WASHER TYPE S

VEERRING “SCHNORR” TYPE S

RONDELLE “SCHNORR” TYPE S

“SCHNORR”-SPERRZAHNSCHEIBE TYP S

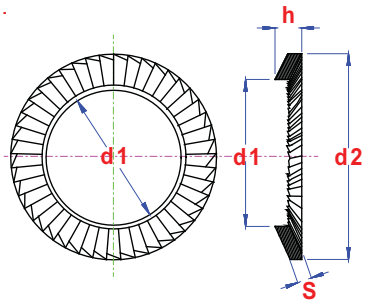

S
steel

material : Spring steel	**materiaal :** Veerstaal	**matière :** Acier ressort	**Werkstoff :** Federstahl
type : standard till 5.8	**type :** standaard tot 5.8	**type :** standard pour vis 5.8	**Typ :** Standard bis 5.8
surface : black	**oppervlak :** zwart	**surface :** noir	**Oberfläche :** schwarz

Technical properties / Technische gegevens /
Données techniques / Technische Daten

M	art code	EAN	BOX	KG/ BOX	d1	d2	h	s
3	0SNOR,03 S	5410439006576	1000	0,00	3,2	5,5	0,9	0,45
4	0SNOR,04 S	5410439006590	1000	1,00	4,3	7	1	0,5
5	0SNOR,05 S	5410439006613	1000	2,00	5,3	9	1,1	0,6
6	0SNOR,06 S	5410439006637	1000	2,00	6,4	10	1,2	0,7
8	0SNOR,08 S	5410439006651	1000	4,00	8,4	13	1,4	0,8
10	0SNOR,10 S	5410439006675	1000	8,00	10,5	16	1,6	1
12	0SNOR,12 S	5410439006699	500	2,25	13	18	1,7	1,1
14	0SNOR,14 S	5410439006712	500	4,50	15	22	2	1,2
16	0SNOR,16 S	5410439006736	500	5,25	17	24	2,1	1,3
18	0SNOR,18 S	5410439006750	250	1,88	19	27	2,3	1,5
20	0SNOR,20 S	5410439006774	250	2,38	21	30	2,4	1,5
24	0SNOR,24 S	5410439006811	100	0,65	25,6	36	2,7	1,8
30	0SNOR,30 S	5410439006859	100	1,14	31,6	45	3,2	2

Z
zinc pl.

material : Spring steel	**materiaal :** Veerstaal	**matière :** Acier ressort	**Werkstoff :** Federstahl
type : standard till 5.8	**type :** standaard tot 5.8	**type :** standard pour 5.8	**Typ :** Standard bis 5.8
surface : zinc plated	**oppervlak :** verzinkt	**surface :** zingué	**Oberfläche :** verzinkt

Technical properties / Technische gegevens /
Données techniques / Technische Daten

M	art code	EAN	BOX	KG/ BOX	d1	d2	h	s
3	0SNOR,03 Z	5410439006583	1000	1,00	3,2	5,5	0,9	0,45
4	0SNOR,04 Z	5410439006606	250	0,05	4,3	7	1	0,5
5	0SNOR,05 Z	5410439006620	250	0,13	5,3	9	1,1	0,6
6	0SNOR,06 Z	5410439006644	1000	2,00	6,4	10	1,2	0,7
8	0SNOR,08 Z	5410439006668	250	0,05	8,4	13	1,4	0,8
10	0SNOR,10 Z	5410439006682	1000	9,00	10,5	16	1,6	1
12	0SNOR,12 Z	5410439006705	100	0,10	13	18	1,7	1,1
16	0SNOR,16 Z	5410439006743	100	0,21	17	24	2,1	1,3
20	0SNOR,20 Z	5410439006781	100	0,37	21	30	2,4	1,5
24	0SNOR,24 Z	5410439006828	100	0,63	25,6	36	2,7	1,8
30	0SNOR,30 Z	5410439006866	100	1,13	31,6	45	3,2	2

A2
inox

material : Stainless steel A2	**materiaal :** Inox A2	**matière :** Inox A2	**Werkstoff :** Edelstahl A2
type : standard	**type :** standaard	**type :** standard	**Typ :** standard
surface : plain	**oppervlak :** blank	**surface :** brut	**Oberfläche :** roh

Technical properties / Technische gegevens /
Données techniques / Technische Daten

M	art code	EAN	BOX	KG/ BOX	d1	d2	h	s
6	0SNOR,06 A2	5410439178617	200	0,12	6,4	10	1,2	0,7
8	0SNOR,08 A2	5410439178624	200	0,40	8,4	13	1,4	0,8
10	0SNOR,10 A2	5410439178631	200	0,32	10,5	16	1,6	1
12	0SNOR,12 A2	5410439178648	100	0,10	13	18	1,7	1,1
16	0SNOR,16 A2	5410439178655	100	0,21	17	24	2,1	1,3

CONTACT LOCK WASHER

CONTACT BORGRING

RONDELLE DE CONTACT

KONTAKT-SPERRKANTSCHEIBE

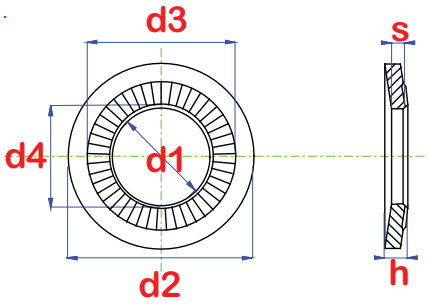

Z zinc pl.

material : Spring steel	**materiaal :** Veerstaal	**matière :** Acier ressort	**Werkstoff :** Federstahl
type : tight	**type :** smal	**type :** étroit	**Typ :** schmal
surface : zinc plated	**oppervlak :** verzinkt	**surface :** zingué	**Oberfläche :** verzinkt

Technical properties / Technische gegevens /
Données techniques / Technische Daten

M	art code	EAN	BOX	KG/ BOX	d1min	d2max	d3min	d4max	hmax	s
4	000CR,04008 Z	5410439638036	200	0,08	4,1	8,29	7	5,2	1,2	0,8
5	000CR,05010 Z	5410439186896	200	0,20	5,1	10,29	8	6,2	1,5	1
6	000CR,06012 Z	5410439186919	200	0,32	6,1	12,35	10	7,4	1,85	1,2
12	000CR,12024 Z	5410439186971	500	10,00	12,4	24,42	18	14,4	2,9	1,8

Z zinc pl.

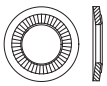

material : Spring steel	**materiaal :** Veerstaal	**matière :** Acier ressort	**Werkstoff :** Federstahl
type : medium	**type :** medium	**type :** medium	**Typ :** mittel
surface : zinc plated	**oppervlak :** verzinkt	**surface :** zingué	**Oberfläche :** verzinkt

Technical properties / Technische gegevens /
Données techniques / Technische Daten

M	art code	EAN	BOX	KG/ BOX	d1min	d2max	d3min	d4max	hmax	s
3	000CR,03008 Z	5410439186872	200	0,08	3,1	8,29	5,5	4,1	1	0,6
4	000CR,04010 Z	5410439140720	200	0,20	4,1	10,29	7	5,2	1,4	0,9
5	000CR,05012 Z	5410439140737	200	0,32	5,1	12,35	8	6,2	1,8	1,1
6	000CR,06014 Z	5410439306850	200	0,52	6,1	14,35	10	7,4	2,1	1,3
8	000CR,08018 Z	5410439127875	200	0,88	8,2	18,35	13	9,8	2,35	1,4
10	000CR,10022 Z	5410439110273	200	1,44	10,2	22,42	16	11,9	2,75	1,6
12	000CR,12027 Z	5410439127349	200	2,40	12,4	27,42	18	14,4	3,1	1,8
14	000CR,14030 Z	5410439127356	200	4,04	14,4	27,42			3,70	2,46
16	000CR,16032 Z	5410439122245	200	4,48	16,4	32,5			4,1	2,86
20	000CR,20040 Z	5410439204828	200	9,00	20,5	40,5			4,9	3,26

Z
zinc pl.

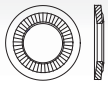

material : Spring steel	**materiaal :** Veerstaal	**matière :** Acier ressort	**Werkstoff :** Federstahl
type : with contact nibs	**type :** met contactnokjes	**type :** avec dents de contact	**Typ :** mit Kontaktzähnen
surface : zinc plated	**oppervlak :** verzinkt	**surface :** zingué	**Oberfläche :** verzinkt

Technical properties / Technische gegevens /
Données techniques / Technische Daten

M	art code	EAN	BOX	KG/ BOX	d1min	d2max	d3min	d4max	hmax	s
3	00CRP,03 GZ	5410439184939	200	0,04	3,1	6,24	5,5	4,1	0,9	0,53
4	00CRP,04 GZ	5410439184946	200	0,08	4,1	8,29	7	5,2	1,2	0,83
5	00CRP,05 GZ	5410439184960	200	0,20	5,1	10,29	8	5,7	1,5	1,04
6	00CRP,06 GZ	5410439157285	200	0,32	6,1	12,35	10	7,4	1,85	1,24
8	00CRP,08 GZ	5410439157292	200	0,64	8,2	16,35	13	9,2	2,2	1,44
10	00CRP,10 GZ	5410439184557	200	1,12	10,2	20,42	16	11,9	2,6	1,65
12	00CRP,12 GZ	5410439184564	200	1,60	12,4	24,42	18	14,4	2,9	1,85
16	00CRP,16 GZ	5410439184953	200	4,48	16,4	32,5	24	18,4	4,1	2,86

Din 471 (09/1981)

RETAINING RING FOR SHAFTS

CIRCLIPS VOOR ASSEN

CIRCLIPS POUR AXES

SICHERUNGSRINGE FÜR WELLEN

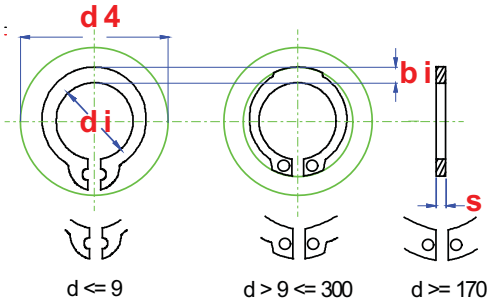

S
steel

material : Spring steel	**materiaal :** Veerstaal	**matière :** Acier ressort	**Werkstoff :** Federstahl
type : standard	**type :** standaard	**type :** standard	**Typ :** normalmass
surface : plain finished	**oppervlak :** blank	**surface :** brut	**Oberfläche :** roh

Technical properties / Technische gegevens /
Données techniques / Technische Daten

D	art code	EAN	BOX	KG/ BOX	bi env.	di max.	d4 max.	s max.	weight
3	00471,003 S	5410439029896	200	0,04	0.8	2.74	7	0.4	0.017
4	00471,004 S	5410439029919	200	0,04	0.9	3.74	8.6	0.4	0.022
5	00471,005 S	5410439029933	200	0,08	1.1	4.74	10.3	0.6	0.066
6	00471,006 S	5410439029957	200	0,08	1.3	5.64	11.7	0.7	0.084
7	00471,007 S	5410439029971	200	0,12	1.4	6.56	13.5	0.8	0.121
8	00471,008 S	5410439029995	200	0,12	1.5	7.46	14.7	0.8	0.158
9	00471,009 S	5410439030014	200	0,12	1.7	8.46	16	1	0.3
10	00471,010 S	5410439030038	200	0,20	1.8	9.4	17	1	0.34
11	00471,011 S	5410439030052	200	0,20	1.8	10.3	18	1	0.41
12	00471,012 S	5410439030076	200	0,24	1.8	11.1	19	1	0.5
13	00471,013 S	5410439030090	200	0,28	2	12	20.2	1	0.53
14	00471,014 S	5410439030113	200	0,28	2.1	13	21.4	1	0.64
15	00471,015 S	5410439030137	200	0,32	2.2	13.9	22.6	1	0.67
16	00471,016 S	5410439030151	200	0,36	2.2	14.8	23.8	1	0.7
17	00471,017 S	5410439030175	200	0,40	2.3	15.8	25	1	0.82
18	00471,018 S	5410439030199	200	0,52	2.4	16.6	26.2	1.2	1.11
19	00471,019 S	5410439030212	200	0,52	2.5	17.6	27.2	1.2	1.22
20	00471,020 S	5410439030236	200	0,60	2.6	18.63	28.4	1.2	1.3
21	00471,021 S	5410439030243	200	0,68	2.7	19.63	29.6	1.2	1.42
22	00471,022 S	5410439030267	200	0,68	2.8	20.63	30.8	1.2	1.5
24	00471,024 S	5410439030298	200	0,72	3	22.31	33.2	1.2	1.77
25	00471,025 S	5410439030311	200	0,84	3	23.31	34.2	1.2	1.9
26	00471,026 S	5410439030335	100	0,23	3.1	24.31	35.5	1.2	1.96
28	00471,028 S	5410439030366	100	0,38	3.2	26.11	37.9	1.5	2.92
29	00471,029 S	5410439030373	100	0,32	3.4	27.11	39.1	1.5	3.2
30	00471,030 S	5410439030397	100	0,40	3.5	28.11	40.5	1.5	3.31
32	00471,032 S	5410439030427	100	0,46	3.6	29.81	43	1.5	3.54
34	00471,034 S	5410439030441	100	0,38	3.8	31.75	45.4	1.5	3.8
35	00471,035 S	5410439030465	100	0,50	3.9	32.45	46.8	1.5	4
36	00471,036 S	5410439030472	100	0,50	4	33.45	47.8	1.75	5

S
steel

material : Spring steel	**materiaal :** Veerstaal	**matière :** Acier ressort	**Werkstoff :** Federstahl
type : standard	**type :** standaard	**type :** standard	**Typ :** normalmass
surface : plain finished	**oppervlak :** blank	**surface :** brut	**Oberfläche :** roh

Technical properties / Technische gegevens /
Données techniques / Technische Daten

D	art code	EAN	BOX	KG/ BOX	bi env.	di max.	d4 max.	s max.	weight
38	00471,038 S	5410439030502	100	0,73	4.2	35.45	50.2	1.75	5.62
40	00471,040 S	5410439030533	100	0,66	4.4	36.89	52.6	1.75	6.03
42	00471,042 S	5410439030564	100	0,65	4.5	38.89	55.7	1.75	6.5
45	00471,045 S	5410439030595	100	0,87	4.7	41.89	59.1	1.75	7.5
48	00471,048 S	5410439030625	100	0,79	5	44.89	62.5	1.75	7.9
50	00471,050 S	5410439030649	100	1,03	5.1	46.19	64.5	2	10.2
52	00471,052 S	5410439030656	50	0,28	5.2	48.19	66.7	2	11.1
55	00471,055 S	5410439030687	50	0,30	5.4	51.26	70.2	2	11.4
56	00471,056 S	5410439030694	50	0,30	5.5	52.26	71.6	2	11.8
58	00471,058 S	5410439030717	50	0,33	5.6	54.26	73.6	2	12.6
60	00471,060 S	5410439030731	50	0,32	5.8	56.26	75.6	2	12.9
62	00471,062 S	5410439030748	50	0,35	6	58.26	77.8	2	14.3
63	00471,063 S	5410439030755	50	0,40	6.2	59.26	79	2	15.9
65	00471,065 S	5410439030762	50	0,53	6.3	61.26	81.4	2.5	18.2
68	00471,068 S	5410439030786	50	0,54	6.5	63.96	84.8	2.5	21.8
70	00471,070 S	5410439030793	50	0,55	6.6	65.96	87	2.5	22
72	00471,072 S	5410439030809	50	0,63	6.8	67.96	89.2	2.5	22.5
75	00471,075 S	5410439030816	50	0,65	7	70.96	92.7	2.5	24.6
78	00471,078 S	5410439030830	50	0,62	7.3	73.96	96.1	2.5	26.2
80	00471,080 S	5410439030847	50	0,68	7.4	74.96	98.1	2.5	27.3
82	00471,082 S	5410439030854	50	0,78	7.6	76.96	100.3	2.5	31.2
85	00471,085 S	5410439030861	50	0,91	7.8	79.96	103.3	3	36.4
90	00471,090 S	5410439030892	25	0,28	8.2	85.04	108.5	3	44.5
95	00471,095 S	5410439030915	25	0,31	8.6	90.04	114.8	3	49
100	00471,100 S	5410439030939	25	0,34	9	95.04	120.2	3	53.7
105	00471,105 S	5410439030946	10	0,09	9.3	98.54	125.8	4	80
110	00471,110 S	5410439030953	10	0,06	9.6	103.54	131.2	4	82
115	00471,115 S	5410439030960	10	0,07	9.8	108.54	137.3	4	84
120	00471,120 S	5410439030977	10	0,08	10.2	113.54	143.1	4	86
125	00471,125 S	5410439030984	10	0,08	10.4	118.54	149	4	90
130	00471,130 S	5410439030991	5	0,03	10.7	123.63	154.4	4	100
135	00471,135 S	5410439031004	5	0,02	11	128.63	159.8	4	104
140	00471,140 S	5410439031011	5	0,03	11.2	133.63	165.2	4	110
145	00471,145 S	5410439031028	5	0,03	11.5	138.63	170.6	4	115
150	00471,150 S	5410439031035	5	0,04	11.8	142.63	177.3	4	120

Din 472 (09/1981)

RETAINING RING FOR BORES

CIRCLIPS VOOR BORINGEN

CIRCLIPS POUR ALESAGES

SICHERUNGSRINGE FÜR BOHRUNGEN

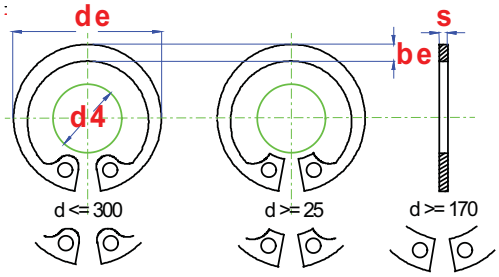

S
steel

material : Spring steel	**materiaal :** Veerstaal	**matière :** Acier ressort	**Werkstoff :** Federstahl
type : standard	**type :** standaard	**type :** standard	**Typ :** Normalmass
surface : plain finished	**oppervlak :** blank	**surface :** brut	**Oberfläche :** roh

Technical properties / Technische gegevens /
Données techniques / Technische Daten

D	art code	EAN	BOX	KG/ BOX	be env.	de max.	d4 max.	s max.	weight
8	00472,008 S	5410439031301	200	0,08	1.1	9.06	3	0.8	0.14
9	00472,009 S	5410439031318	200	0,08	1.3	10.16	3.7	0.8	0.15
10	00472,010 S	5410439031332	200	0,08	1.4	11.16	3.3	1	0.18
11	00472,011 S	5410439031349	200	0,16	1.5	12.16	4.1	1	0.31
12	00472,012 S	5410439031363	200	0,16	1.7	13.36	4.9	1	0.37
13	00472,013 S	5410439031370	200	0,20	1.8	14.46	5.4	1	0.42
14	00472,014 S	5410439031387	200	0,20	1.9	15.46	6.2	1	0.52
15	00472,015 S	5410439031400	200	0,24	2	16.56	7.2	1	0.56
16	00472,016 S	5410439031424	200	0,24	2	17.66	8	1	0.6
17	00472,017 S	5410439031448	200	0,28	2.1	18.72	8.8	1	0.65
18	00472,018 S	5410439031462	200	0,32	2.2	19.92	9.4	1	0.74
19	00472,019 S	5410439031486	200	0,32	2.2	20.92	10.4	1	0.83
20	00472,020 S	5410439031509	200	0,36	2.3	21.92	11.2	1	0.9
21	00472,021 S	5410439031516	200	0,40	2.4	22.92	12.2	1	1
22	00472,022 S	5410439031530	200	0,40	2.5	23.92	13.2	1	1.1
24	00472,024 S	5410439031561	200	0,60	2.6	26.32	14.8	1.2	1.42
25	00472,025 S	5410439031585	200	0,64	2.7	27.32	15.5	1.2	1.5
26	00472,026 S	5410439031608	100	0,16	2.8	28.32	16.1	1.2	1.6
28	00472,028 S	5410439031639	100	0,19	2.9	30.6	17.9	1.2	1.8
30	00472,030 S	5410439031660	100	0,21	3	32.6	19.9	1.2	2.06
31	00472,031 S	5410439031677	100	0,21	3.2	33.9	20	1.2	2.1
32	00472,032 S	5410439031691	100	0,24	3.2	34.9	20.6	1.2	2.21
34	00472,034 S	5410439031714	100	0,34	3.3	37	22.6	1.5	3.2
35	00472,035 S	5410439031738	100	0,35	3.4	38.3	23.6	1.5	3.54
36	00472,036 S	5410439031745	100	0,36	3.5	39.3	24.6	1.5	3.7
37	00472,037 S	5410439031752	100	0,39	3.6	40.3	25.4	1.5	3.74
38	00472,038 S	5410439031769	100	0,41	3.7	41.3	26.4	1.5	3.9
40	00472,040 S	5410439031790	100	0,52	3.9	44.4	27.8	1.75	4.7
42	00472,042 S	5410439031820	100	0,59	4.1	46.4	29.6	1.75	5.4
45	00472,045 S	5410439031868	100	0,66	4.3	49.4	32	1.75	6

S
steel

material : Spring steel	**materiaal :** Veerstaal	**matière :** Acier ressort	**Werkstoff :** Federstahl
type : standard	**type :** standaard	**type :** standard	**Typ :** Normalmass
surface : plain finished	**oppervlak :** blank	**surface :** brut	**Oberfläche :** roh

Technical properties / Technische gegevens /
Données techniques / Technische Daten

D	art code	EAN	BOX	KG/ BOX	be env.	de max.	d4 max.	s max.	weight
47	00472,047 S	5410439031899	100	0,69	4.4	51.6	33.5	1.75	6.1
48	00472,048 S	5410439031905	100	0,70	4.5	52.6	34.5	1.75	6.7
50	00472,050 S	5410439031929	100	0,89	4.6	55.3	36.3	2	7.3
52	00472,052 S	5410439031950	50	0,21	4.7	57.3	37.9	2	8.2
55	00472,055 S	5410439031998	50	0,24	5	60.3	40.7	2	8.3
56	00472,056 S	5410439032001	50	0,22	5.1	61.3	41.7	2	8.7
58	00472,058 S	5410439032032	50	0,25	5.2	63.3	43.5	2	10.5
60	00472,060 S	5410439032049	50	0,29	5.4	65.3	44.7	2	11.1
62	00472,062 S	5410439032063	50	0,30	5.5	67.3	46.7	2	11.2
63	00472,063 S	5410439032070	50	0,31	5.6	68.3	47.7	2	12.4
65	00472,065 S	5410439032100	50	0,44	5.8	70.3	49	2.5	14.3
68	00472,068 S	5410439032131	50	0,46	6.1	73.6	51.6	2.5	16
70	00472,070 S	5410439032148	50	0,49	6.2	75.6	53.6	2.5	16.5
72	00472,072 S	5410439032162	50	0,49	6.4	77.6	55.6	2.5	18.1
75	00472,075 S	5410439032179	50	0,54	6.6	80.6	58.6	2.5	18.8
78	00472,078 S	5410439032186	50	0,62	6.8	83.8	60.1	2.5	20.4
80	00472,080 S	5410439032193	50	0,59	7	86.8	62.1	2.5	22
82	00472,082 S	5410439032209	50	0,60	7	88.8	64.1	2.5	24
85	00472,085 S	5410439032223	50	0,63	7.2	91.8	66.9	3	25.3
88	00472,088 S	5410439032230	25	0,18	7.4	94.8	69.9	3	28
90	00472,090 S	5410439032247	25	0,23	7.6	96.8	71.9	3	31
92	00472,092 S	5410439032254	25	0,20	7.8	98.8	73.7	3	32
95	00472,095 S	5410439032261	25	0,22	8.1	101.8	76.5	3	35
98	00472,098 S	5410439032278	25	0,23	8.3	104.8	79	3	37
100	00472,100 S	5410439032285	25	0,26	8.4	106.8	80.6	3	38
102	00472,102 S	5410439032292	10	0,06	8.5	109.3	82	4	55
105	00472,105 S	5410439032308	10	0,07	8.7	113.3	85	4	56
108	00472,108 S	5410439427203	10	0,04	8.9	116.3	88	4	60
110	00472,110 S	5410439032315	10	0,04	9	118.3	88.2	4	64.5
112	00472,112 S	5410439032322	10	0,04	9.1	120.3	90	4	72
115	00472,115 S	5410439032339	10	0,05	9.3	123.5	93	4	74.5
120	00472,120 S	5410439032346	10	0,09	9.7	128.5	96.9	4	77
125	00472,125 S	5410439032353	10	0,09	10	133.5	101.9	4	79
130	00472,130 S	5410439032377	5	0,03	10.2	138.5	106.9	4	82
135	00472,135 S	5410439032384	5	0,01	10.5	143.5	111.5	4	84
140	00472,140 S	5410439032391	5	0,01	10.7	148.5	116.5	4	87.5
145	00472,145 S	5410439032414	5	0,02	10.9	153.5	121	4	93
150	00472,150 S	5410439032438	5	0,04	11.2	159.5	124.8	4	105
155	00472,155 S	5410439032452	1	0,00	11.4	165.5	129.8	4	107
160	00472,160 S	5410439032469	1	0,00	11.6	170.5	132.7	4	110
165	00472,165 S	5410439032476	1	0,00	11.8	176	137.7	4	125

S
steel

material : Spring steel	**materiaal :** Veerstaal	**matière :** Acier ressort	**Werkstoff :** Federstahl
type : standard	**type :** standaard	**type :** standard	**Typ :** Normalmass
surface : plain finished	**oppervlak :** blank	**surface :** brut	**Oberfläche :** roh

Technical properties / Technische gegevens /
Données techniques / Technische Daten

D	art code	EAN	BOX	KG/ BOX	be env.	de max.	d4 max.	s max.	weight
170	00472,170 S	5410439032483	1	0,00	12.2	181	141.6	4	140
175	00472,175 S	5410439032490	1	0,00	12.7	186.2	146.6	4	150
180	00472,180 S	5410439032506	1	0,00	13.2	191.2	150.2	4	165
185	00472,185 S	5410439032513	1	0,00	13.7	196.2	155.2	4	170
190	00472,190 S	5410439032520	1	0,00	13.8	201.2	160.2	4	175
195	00472,195 S	5410439032537	1	0,00	13.8	206.2	165.2	4	183
200	00472,200 S	5410439032544	1	0,00	14	211.2	170.2	4	195
210	00472,210 S	5410439032551	1	0,00	14	223.7	180.2	5	270
220	00472,220 S	5410439032575	1	0,00	14	233.7	190.2	5	315
230	00472,230 S	5410439032599	1	0,00	14	243.7	200.2	5	330
240	00472,240 S	5410439032612	1	0,00	14	254	210.2	5	345
250	00472,250 S	5410439032636	1	0,00	14	264	220.2	5	360
260	00472,260 S	5410439032650	1	0,00	16	277	226	5	375
270	00472,270 S	5410439032667	1	0,00	16	287	236	5	388
280	00472,280 S	5410439032674	1	0,00	16	297	246	5	400
290	00472,290 S	5410439427289	1	0,00	16	307	256	5	415
300	00472,300 S	5410439332279	1	0,00	16	317	266	5	435

Din 6799 (09/1981)

RETAINING RING FOR SHAFTS

BORGRING VOOR ASSEN

BAGUE D'ARRET POUR AXE

SICHERUNGSSCHEIBE FÜR WELLEN

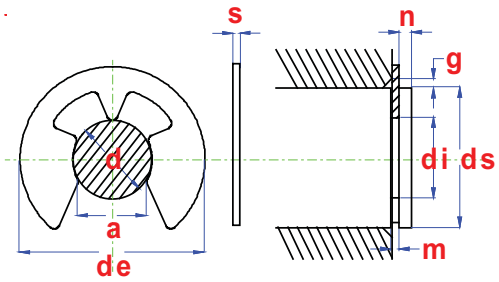

S
steel

material : Spring steel	**materiaal :** Veerstaal	**matière :** Acier ressort	**Werkstoff :** Federstahl
type : standard	**type :** standaard	**type :** standard	**Typ :** normalmass
surface : plain finished	**oppervlak :** blank	**surface :** brut	**Oberfläche :** roh

Technical properties / Technische gegevens /
Données techniques / Technische Daten

d	art code	EAN	BOX	KG/ BOX	a	de	di	ds	g	m	n	s
1,2	06799,012 S	5410439168335	200	0,04	1.05	3.25	1.2	2	0.4	0.38	0.6	0.32
1,5	06799,015 S	5410439168342	200	0,04	1.32	4.25	1.5	2.5	0.6	0.48	0.8	0.42
1,9	06799,019 S	5410439157346	200	0,04	1.65	4.8	1.9	3	0.7	0.59	1	0.52
2,3	06799,023 S	5410439157308	200	0,04	1.98	6.3	2.3	4	0.9	0.69	1	0.62
3,2	06799,032 S	5410439124010	200	0,08	2.74	7.3	3.2	5	0.9	0.69	1	0.62
4	06799,04 S	5410439305983	200	0,08	3.388	9.3	4	7	1	0.79	1.2	0.72
5	06799,05 S	5410439149105	200	0,12	4.158	11.3	5	8	1	0.79	1.2	0.72
6	06799,06 S	5410439307529	200	0,12	5.308	12.3	6	9	1.1	0.79	1.2	0.72
7	06799,07 S	5410439306621	200	0,20	5.888	14.3	7	11	1.3	0.99	1.5	0.92
8	06799,08 S	5410439107082	200	0,28	6.578	16.3	8	12	1.5	1.13	1.8	1.03
9	06799,09 S	5410439130806	200	0,44	7.688	18.8	9	14	1.6	1.23	2	1.13
10	06799,10 S	5410439100984	100	0,14	8.378	20.4	10	15	1.8	1.33	2	1.23
12	06799,12 S	5410439107297	100	0,18	10.52	23.4	12	18	1.9	1.43	2.5	1.33
15	06799,15 S	5410439168373	100	0,34	12.68	29.4	15	24	2.2	1.63	3	1.53
19	06799,19 S	5410439168359	100	0,61	15.99	37.6	19	31	2.5	1.88	3.5	1.78
24	06799,24 S	5410439168366	100	0,86	21.96	44.6	24	38	3	2.13	4	2.03
30	06799,30 S	5410439178679	50	0,29	25.96	52.6	30	42	3.5	2.63	4.5	2.53

A2 inox

material : Stainless steel A2	**materiaal :** Inox A2	**matière :** Inox A2	**Werkstoff :** Edelstahl A2
type : standard	**type :** standaard	**type :** standard	**Typ :** Normalmass
surface : plain	**oppervlak :** blank	**surface :** brut	**Oberfläche :** roh

Technical properties / Technische gegevens /
Données techniques / Technische Daten

d	art code	EAN	BOX	KG/ BOX	a	de	di	ds	g	m	n	s
3,2	06799,032 A2	5410439073219	200	0,04	2,74	7,3	3,2	5	0,9	0,69	1	0,62
4	06799,04 A2	5410439073226	200	0,08	3,388	9,3	4	7	1	0,79	1,2	0,72
5	06799,05 A2	5410439073233	200	0,08	4,158	11,3	5	8	1	0,79	1,2	0,72
6	06799,06 A2	5410439073240	100	0,03	5,308	12,3	6	9	1,1	0,79	1,2	0,72
7	06799,07 A2	5410439073257	100	0,05	5,888	14,3	7	11	1,3	0,99	1,5	0,92
8	06799,08 A2	5410439073264	100	0,07	6,578	16,3	8	12	1,5	1,13	1,8	1,03
9	06799,09 A2	5410439073271	100	0,11	7,688	18,8	9	14	1,6	1,23	2	1,13
10	06799,10 A2	5410439073288	100	0,11	8,378	20,4	10	15	1,8	1,33	2	1,23
12	06799,12 A2	5410439073295	100	0,18	10,52	23,4	12	18	1,9	1,43	2,5	1,33
15	06799,15 A2	5410439073301	100	0,34	12,68	29,4	15	24	2,2	1,63	3	1,53

pgb - STARL

Push on uncapped

STARLOCK UNCAPPED PUSH ON FOR ROUND SHAFT

STARLOCK ZNDR KAP PUSH-ON VOOR AS

STARLOCK SANS CHAPEAU FIXATIONS SUR ARBRZ ROND

STARLOCK OHNE KAPPE PUSH-ON FÜR ACHSE

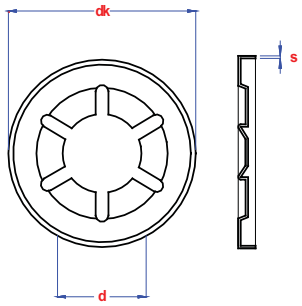

S
steel

material : Carbon spring steel	**materiaal :** Veerstaal	**matière :** acier ressort	**Werkstoff :** Federstahl
type : for round shafts	**type :** voor ronde as	**type :** pour arbre rond	**Typ :** für runde Asche
surface : bronze varnished	**oppervlak :** brons vernist	**surface :** bronze verni	**Oberfläche :** bronze lackiert

Technical properties / Technische gegevens /
Données techniques / Technische Daten

d	art code	EAN	BOX	KG/ BOX	dk	h	s
3	STARL,03 S	5410439269476	500	2,25	9,00	1,3	0,20
4	STARL,04 S	5410439172226	500	0,50	10,90	1,3	0,20
5	STARL,05 S	5410439203661	500	0,50	10,90	1,3	0,20
6	STARL,06 S	5410439176019	500	1,00	15,00	1,6	0,30
8	STARL,08 S	5410439173865	500	1,00	15,00	1,6	0,30
10	STARL,10 S	5410439242592	500	1,50	18,00	2,1	0,30
12	STARL,12 S	5410439157667	200	0,32	25,00	3,0	0,40

H SELFDRILLING/TAPPING SCREWS

ZELFTAPPENDE/BORENDE SCHR. - VIS A TOLES/AUTOF. - BLECH/BOHRSCHR.

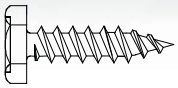	**Din 7976 (12/1972) *** EN 1479 (09/1996) **	TAPPING SCREW hexagon head ZELFTAPPENDE SCHROEF met zeskantkop VIS A TOLE avec tête hexagonale BLECHSCHRAUBE Sechskantkopf	p. 382
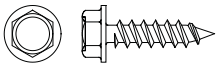	**Din 6928** EN ISO 7053(11-2011)	SELFTAPPING SCREW hexagon washer head ZELFTAPPENDE SCHROEF zeskantkop en aangep. sluitring VIS AUTOTARAUDEUSE tête hex. avec rondelle incorporé BLECHSCHRAUBE Sechskantkopf/angepresster Scheibe	p. 384
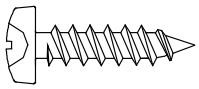	**Din 7981 (12/1984) *** EN 7049 (08/1990) **	TAPPING SCREW pan head ZELFTAPPENDE SCHROEF met cil.kop VIS A TOLE tête cylindrique BLECHSCHRAUBE Zylinderkopf	p. 385
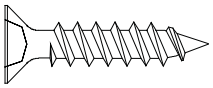	**Din 7982 (12/1984) *** EN 7050 (08/1990) **	TAPPING SCREW csk head cross recess ZELFTAPPENDE SCHROEF met verzonken kop en kruisindruk VIS A TOLE tête fraisée et empreinte cruc. BLECHSCHRAUBE Senkkopf mit Kreuzschlitz	p. 389
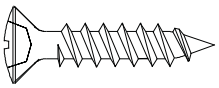	**Din 7983 (12/1984) *** EN 7051 (08/1990) **	TAPPING SCREW raised csk head cross recess ZELFTAPPENDE SCHROEF met bolvzk.kop en kruisindruk VIS A TOLE tête fraisée bomb.et empreinte cruc BLECHSCHRAUBE Linsensenkkopf mit Kreuzschlitz	p. 393
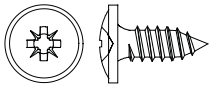	**pgb - PBKSK** BS 4174	TAPPING SCREW flange/cross recess PLATBOLKOPSCHROEF en kruisindr./kraag VIS A TOLE TETE RONDE empr.cruc./rondelle FLACHRUNDBLECHSCHRAUBE Kreuzschlitz/Bund	p. 397
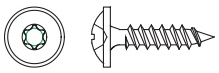	**Din 968**	PAN HEAD SELF TAPPING SCREW with collar PLATBOLKOPSCHROEF met kraag VIS A TOLE TETE CYL. avec embase LINSENBLECHSCHRAUBE mit Bund	p. 399
	Din 7504 (09/1995)	SELF DRILLING SCREW ZELFBORENDE SCHROEF VIS AUTOFORANTE BOHRSCHRAUBE	p. 400
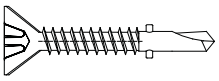	**pgb - VTEKS**	SELF DRILLING SCREW with wings/rips ZELFBORENDE SCHROEF met vleugels en ribben VIS AUTOFORANTE avec ailettes/nervures SENK-BOHRSCHRAUBE mit Flügel/Fräseribben	p. 409
	pgb - ZBBKR	SELF DRILLING SCREW wafer head ZELFBORENDE SCHROEF platbolkop + rondel VIS AUTOFORANTE tête bombée + rondelle BOHRSCHRAUBE Rundkopf mit Flansch	p. 411
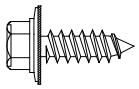	**pgb - GSP**	CLADDING SCREW with point/coarse thread GEVELSCHROEF met punt voor hout VIS DE BARDAGE avec pointe/filet gros FASSADENBAUSCHRAUBE mit Spitze/Grobgewinde	p. 413
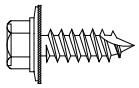	**pgb - GSL**	CLADDING SCREW with point T17 for wood GEVELSCHROEF MET lepelpunt voor hout VIS DE BARDAGE avec pointe 17 pour bois FASSADENBAUSCHRAUBE mit Löffelspitze für Holz	p. 414
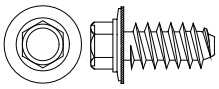	**pgb - GSS**	CLADDING SCREW blunt/fine thread GEVELSCHROEF stomp voor metaal VIS DE BARDAGE à bout plat/filet fin FASSADENBAUSCHRAUBE mit Zapfen/Feingewinde	p. 416
	pgb - ZBS(inch)	SELF DRILLING SCREW inch measurements ZELFBORENDE SCHROEF inch kopmaten VIS AUTOFORANTE tête selon inch BOHRSCHRAUBE mit Zölligem Kopfmassen	p. 417
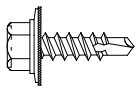	**pgb - ZBG16**	SELF DRILLING SCREW with EPDM 16mm ZELFBORENDE SCHROEF met neopreen ring 16mm VIS AUTOFORANTE avec rondelle d'étanchéité 16mm BOHRSCHRAUBE mit Neoprene-Scheibe 16mm	p. 418
	pgb - ZBG14 Farmer screw	FARMER SCREW with drillpoint and EPDM 14mm ZELFB. GELAKTE KLEURKOPSCHROEF met boorpunt en neopreenring 14mm VIS AUTOFORANTE TETE COLORE avec point forante et EPDM 14mm FARMASCHRAUBE mit Bohrspitze und EPDM 14mm	p. 422
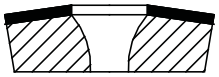	**pgb - NR**	SEALING WASHER for selfdrilling screws AFDICHTINGSRING voor zelfborende schroeven RONDELLE ETANCHE pour vis autoforante DICHTSCHEIBE für Bohrschrauben	p. 424

	pgb - AFD06	PROTECTION CAP cladding screw head 3/8” AFDEKKAP zelfb. schroef SW 3/8” CAPUCHON vis de bardage tête 3/8” ABDECKKAPPE Fassadenbauschraube SW 3/8”	p. 425
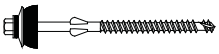	**pfs - ZBETS** pfs+	FIBRE-CEMENT SHEET SCREW VEZELCEMENTPLAATSCHROEF VIS POUR TOLES FIBRE-CIMENT FASERZEMENTWELLPLATTENSCHRAUBE	p. 430
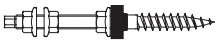	**pgb - ZPBV**	SOLAR PANNEL FIXING ZONNEPANEELBEVESTIGING FIX.PANNEAUX SOLAIRES SOLAR BEFESTIGUNG	p. 431
	pgb - 0ZPAD	ADAPTOR for solar pannels ADAPTORPLAAT voor zonnepanelen PLATINNE ADAPTEUR pour panneaux solaires ADAPTOR für Solar-Befestigung	p. 438
	pgb - 0ZPDH solar pannel hook	ROOF HOOK for solar pannels DAKHAAK voor zonnepanelen CROCHET TOITURE pour fixations panneaux solaires DACHHAKEN für Solarbefestigung	p. 439
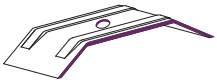	**pgb - RTR01**	SADLE BOUNDED WASHER 25-27° for trapezoid profile RUITER 25-27° voor trapeziumprofiel CAVALIER ETANCHE 25-27° pour profil trapézoïdal KALOTTEN 25-27° für Trapeziumprofil	p. 440
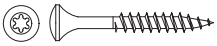	**pgb - DSSVT** Roofing screw	ROOFING SCREW thread point-csk-Tdrive DAKISOLATIESCHROEF scherpe punt-vzk-Tdrive VIS DE TOITURE pointe fine-tf-empr.six lobes DACHSCHRAUBE Schraubspitze-Senkkopf-Innenstern	p. 442
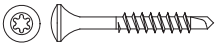	**pgb - DSBVT** Roofing screw	ROOFING SCREW drill point-csk-T drive DAKISOLATIESCHROEF boorpunt-vzk-Tdrive VIS DE TOITURE pointe forante-tf-six lobes DACHSCHRAUBE Bohrpunkt-Senkkopf-Innenstern	p. 443
	pgb - 000LH	SLATE HOOKS LEIHAKEN CROCHETS ARDOISES SCHIEFERHAKEN	p. 444

Din 7976 (12/1972) *

EN 1479 (09/1996) **

TAPPING SCREW HEXAGON HEAD

ZELFTAPPENDE SCHROEF MET ZESKANTKOP

VIS A TOLE AVEC TÊTE HEXAGONALE

BLECHSCHRAUBE SECHSKANTKOPF

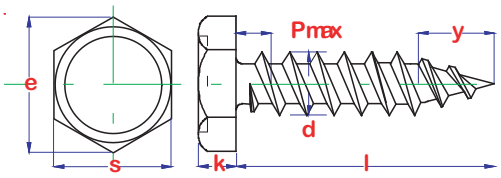

Z
zinc pl.

material : Hardened steel	**materiaal :** Gehard staal	**matière :** Acier trempé	**Werkstoff :** Gehärted Stahl
type : pointed	**type :** met punt	**type :** poinyu	**Typ :** mit Spitze
surface : zinc plated	**oppervlak :** verzinkt	**surface :** zingué	**Oberfläche :** verzinkt

Technical properties / Technische gegevens / Données techniques / Technische Daten

d	e min.	k max.	s max.	y max.
d 3,5	6	2.55	5.5	3.2
d 4,8	8.79	3.3	8	4.3
d 5,5		4.3	8	5
d 8	14.38	6.1	13	7.5
d 6,3	18	1,6	10	

* Cancelled since 09/1996 ** Nearly identical
* Vervallen vanaf 09/1996 ** Verregaand identiek
* Retiré à partir de 09/1996 ** Presque identique
* Veraltet ab 09/1996 ** Weitgehend identisch

d x l	art code	EAN	BOX	KG/ BOX
3,5 x 10	7976C,350095Z	5410439178822	200	0,32
3,5 x 13	7976C,35013 Z	5410439178839	200	0,36
3,5 x 16	7976C,35016 Z	5410439178846	200	0,44
3,5 x 19	7976C,35019 Z	5410439178853	200	0,48
4,2 x 10	7976C,420095Z	5410439178914	200	0,52
4,2 x 13	7976C,42013 Z	5410439178921	200	0,64
4,2 x 16	7976C,42016 Z	5410439178938	200	0,72
4,2 x 19	7976C,42019 Z	5410439178945	200	0,80
4,2 x 25	7976C,42025 Z	5410439178952	200	1,00
4,8 x 13	7976C,48013 Z	5410439108119	200	0,80
4,8 x 16	7976C,48016 Z	5410439152785	200	0,92
4,8 x 19	7976C,48019 Z	5410439306645	200	1,04
4,8 x 25	7976C,48025 Z	5410439127233	200	1,28
4,8 x 32	7976C,48032 Z	5410439152792	200	1,56
4,8 x 38	7976C,48038 Z	5410439152808	200	1,80

d x l	art code	EAN	BOX	KG/ BOX
5,5 x 13	7976C,55013 Z	5410439152815	200	1,08
5,5 x 16	7976C,55016 Z	5410439152822	200	1,24
5,5 x 19	7976C,55019 Z	5410439146128	200	1,36
5,5 x 25	7976C,55025 Z	5410439152839	200	1,64
5,5 x 32	7976C,55032 Z	5410439152846	200	2,00
5,5 x 38	7976C,55038 Z	5410439152853	200	2,32
6,3 x 13	7976C,63013 Z	5410439152877	200	1,72
6,3 x 16	7976C,63016 Z	5410439104838	200	2,00
6,3 x 19	7976C,63019 Z	5410439010832	200	2,12
6,3 x 25	7976C,63025 Z	5410439150422	200	2,56
6,3 x 32	7976C,63032 Z	5410439146135	200	2,96
6,3 x 38	7976C,63038 Z	5410439304566	200	3,52
6,3 x 45	7976C,63045 Z	5410439152884	200	3,84
8 x 32	7976C,80032 Z	5410439152921	200	5,32
6,3 x 19	7976Z,63019 Z	5410439335805	200	3,36

pgb - 7976Z

SELF TAPPING SCREW HEXAGON HEAD

ZESK.ZELFTAPPER MET LOSSE SLUITRING

VIS AUTOTARAUD.COMBINEE TÊTE HEXAGONALE

KOMBI-BLECHSCHRAUBE SECHSKANTKOPF

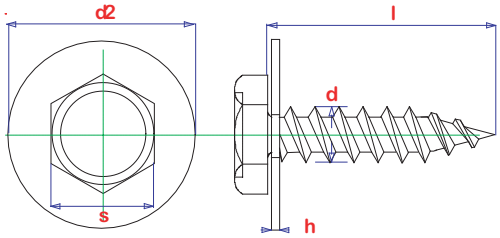

GZ yellow zinc pl.

material : Tempered steel	**materiaal :** Gehard staal	**matière :** Acier trempé	**Werkstoff :** Stahl gehärtet
type : din 7976C + din 6903B	**type :** din 7976C + din 6903B	**type :** din 7976C + din 6903B	**Typ :** din 7976C + din 6903B
surface : zinc plated yellow	**oppervlak :** verzinkt geel	**surface :** zingué jaune	**Oberfläche :** gelb verzinkt

Technical properties / Technische gegevens / Données techniques / Technische Daten

d	d2	h	s
d 5,5	15	1,6	8

d x l	art code	EAN	BOX	KG/ BOX
5,5 x 16	7976Z,55016 GZ	5410439305150	200	2,60

H

Din 6928

EN ISO 7053(11-2011)

SELFTAPPING SCREW HEXAGON WASHER HEAD

ZELFTAPPENDE SCHROEF ZESKANTKOP EN AANGEP. SLUITRING

VIS AUTOTARAUDEUSE TÊTE HEX. AVEC RONDELLE INCORPORÉ

BLECHSCHRAUBE SECHSKANTKOPF/ANGEPRESSTER SCHEIBE

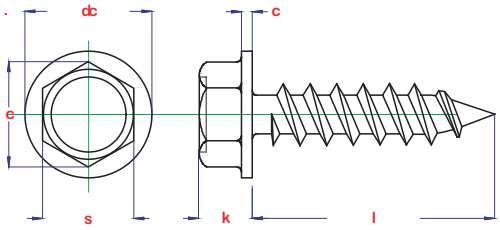

Z
zinc pl.

material : Hardened Steel	**materiaal :** Gehard staal	**matière :** Acier trempé	**Werkstoff :** Gehärtet Stahl
type : with point	**type :** met punt	**type :** avec pointe	**Typ :** mit Spitze
surface : zinc plated	**oppervlak :** verzinkt	**surface :** zingué	**Oberfläche :** verzinkt

Technical properties / Technische gegevens / Données techniques / Technische Daten

d	c min	dc max	e min	k max	s
d 3,5	0,6	8,3	5,96	3,4	5,5
d 4,8	0,9	10,5	8,71	4,3	8
d 5,5	1	11	8,71	5,4	

d x l	art code	EAN	BOX	KG/ BOX
3,5 x 10	06928,350095Z	5410439377393	250	0,75
3,5 x 13	06928,35013 Z	5410439377386	250	0,80
3,5 x 16	06928,35016 Z	5410439377379	250	0,88
3,5 x 19	06928,35019 Z	5410439377362	250	1,00
4,2 x 10	06928,420095Z	5410439377355	250	1,00
4,2 x 13	06928,42013 Z	5410439377348	250	1,13
4,2 x 16	06928,42016 Z	5410439377331	250	1,55
4,2 x 19	06928,42019 Z	5410439377324	250	1,55
4,2 x 25	06928,42025 Z	5410439377317	250	1,88
4,8 x 13	06928,48013 Z	5410439377249	250	1,63
4,8 x 16	06928,48016 Z	5410439377232	250	1,80
4,8 x 19	06928,48019 Z	5410439377256	250	2,00

d x l	art code	EAN	BOX	KG/ BOX
4,8 x 25	06928,48025 Z	5410439377263	250	2,25
4,8 x 32	06928,48032 Z	5410439377300	250	2,75
5,5 x 13	06928,55013 Z	5410439377409	250	2,13
5,5 x 16	06928,55016 Z	5410439377416	250	2,30
5,5 x 19	06928,55019 Z	5410439377423	250	2,55
5,5 x 25	06928,55025 Z	5410439377430	250	1,55
6,3 x 16	06928,63016 Z	5410439377270	250	1,80
6,3 x 19	06928,63019 Z	5410439216487	250	3,88
6,3 x 25	06928,63025 Z	5410439208673	250	4,50
6,3 x 32	06928,63032 Z	5410439377287	250	5,13
6,3 x 38	06928,63038 Z	5410439377294	250	19,63

Din 7981 (12/1984) *

EN 7049 (08/1990) **

TAPPING SCREW PAN HEAD

ZELFTAPPENDE SCHROEF MET CIL.KOP

VIS A TOLE TÊTE CYLINDRIQUE

BLECHSCHRAUBE ZYLINDERKOPF

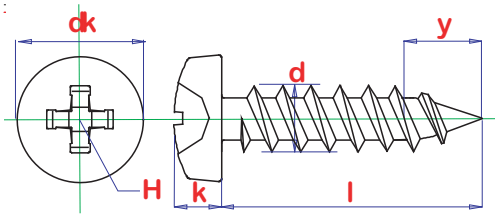

Z
zinc pl.

material : Hardened steel	**materiaal :** Gehard staal	**matière :** Acier trempé	**Werkstoff :** Gehärtet Stahl
type : recess H with point	**type :** indruk H met punt	**type :** empreinte H avec pointe	**Typ :** Eindruck H mit Spitze
surface : zinc plated	**oppervlak :** verzinkt	**surface :** zingué	**Oberfläche :** verzinkt

Technical properties / Technische gegevens / Données techniques / Technische Daten

d	dk max.	k nom.	y max.	H
d 2,2	4.2	1.8	2	NR 1
d 2,9	5.6	2.2	2.6	NR 1
d 3,5	6.9	2.6	3.2	NR 2
d 4,8	9.5	3.55	4.3	NR 2
d 5,5	10.8	3.95	5	NR 3

* Cancelled since 09/1996 ** Nearly identical
* Vervallen vanaf 09/1996 ** Verregaand identiek
* Retiré à partir de 09/1996 ** Presque identique
* Veraltet ab 09/1996 ** Weitgehend identisch

d x l	art code	EAN	BOX	KG/ BOX
2,2 x 7	07981,220065Z	5410439126984	200	0,12
2,2 x 10	07981,220095Z	5410439149990	200	0,16
2,9 x 7	07981,290065Z	5410439007016	200	0,20
2,9 x 10	07981,290095Z	5410439007023	200	0,24
2,9 x 13	07981,29013 Z	5410439007030	200	0,32
2,9 x 16	07981,29016 Z	5410439007047	200	0,36
2,9 x 19	07981,29019 Z	5410439007054	200	0,40
2,9 x 22	07981,29022 Z	5410439007061	200	0,44
2,9 x 25	07981,29025 Z	5410439007078	200	0,44
3,5 x 7	07981,350065Z	5410439007085	200	0,32
3,5 x 10	07981,350095Z	5410439007092	200	0,32
3,5 x 13	07981,35013 Z	5410439007108	200	0,44
3,5 x 16	07981,35016 Z	5410439007115	200	0,52
3,5 x 19	07981,35019 Z	5410439007122	200	0,56
3,5 x 22	07981,35022 Z	5410439007139	200	0,64
3,5 x 25	07981,35025 Z	5410439007146	200	0,68
3,5 x 32	07981,35032 Z	5410439007153	200	0,80
3,5 x 38	07981,35038 Z	5410439007160	200	0,92
3,5 x 50	07981,35050 Z	5410439150644	200	1,24
3,9 x 7	07981,390065Z	5410439007177	200	0,36
3,9 x 10	07981,390095Z	5410439007184	200	0,48
3,9 x 13	07981,39013 Z	5410439007191	200	0,52
3,9 x 16	07981,39016 Z	5410439007207	200	0,60

d x l	art code	EAN	BOX	KG/ BOX
3,9 x 19	07981,39019 Z	5410439007214	200	0,68
3,9 x 22	07981,39022 Z	5410439007221	200	0,76
3,9 x 25	07981,39025 Z	5410439007238	200	0,84
3,9 x 32	07981,39032 Z	5410439007245	200	1,04
3,9 x 38	07981,39038 Z	5410439007252	200	1,16
4,2 x 7	07981,420065Z	5410439007269	200	0,48
4,2 x 10	07981,420095Z	5410439007276	200	0,60
4,2 x 13	07981,42013 Z	5410439007283	200	0,64
4,2 x 16	07981,42016 Z	5410439007290	200	0,72
4,2 x 19	07981,42019 Z	5410439007306	200	0,84
4,2 x 22	07981,42022 Z	5410439007313	200	0,92
4,2 x 25	07981,42025 Z	5410439007320	200	1,04
4,2 x 32	07981,42032 Z	5410439007337	200	1,24
4,2 x 38	07981,42038 Z	5410439007344	200	1,44
4,2 x 45	07981,42045 Z	5410439007351	200	1,60
4,2 x 50	07981,42050 Z	5410439007368	200	1,72
4,2 x 60	07981,42060 Z	5410439208512	200	1,92
4,2 x 70	07981,42070 Z	5410439208529	200	2,32
4,8 x 10	07981,480095Z	5410439007375	200	0,80
4,8 x 13	07981,48013 Z	5410439007382	200	0,88
4,8 x 16	07981,48016 Z	5410439007399	200	1,04
4,8 x 19	07981,48019 Z	5410439104364	200	1,16
4,8 x 22	07981,48022 Z	5410439007412	200	1,28

Z
zinc pl.

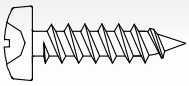

material : Hardened steel	**materiaal :** Gehard staal	**matière :** Acier trempé	**Werkstoff :** Gehärtet Stahl
type : recess H with point	**type :** indruk H met punt	**type :** empreinte H avec pointe	**Typ :** Eindruck H mit Spitze
surface : zinc plated	**oppervlak :** verzinkt	**surface :** zingué	**Oberfläche :** verzinkt

d x l	art code	EAN	BOX	KG/ BOX
4,8 x 25	07981,48025 Z	5410439007429	200	1,36
4,8 x 32	07981,48032 Z	5410439007436	200	1,64
4,8 x 38	07981,48038 Z	5410439007443	200	1,88
4,8 x 45	07981,48045 Z	5410439007450	200	2,12
4,8 x 50	07981,48050 Z	5410439007467	200	2,20
5,5 x 13	07981,55013 Z	5410439007474	200	1,16
5,5 x 16	07981,55016 Z	5410439007481	200	1,36
5,5 x 19	07981,55019 Z	5410439007498	200	1,56
5,5 x 22	07981,55022 Z	5410439007504	200	1,72
5,5 x 25	07981,55025 Z	5410439007511	200	1,88
5,5 x 32	07981,55032 Z	5410439007528	200	2,24
5,5 x 38	07981,55038 Z	5410439007535	200	2,52
5,5 x 45	07981,55045 Z	5410439007542	200	2,80

d x l	art code	EAN	BOX	KG/ BOX
5,5 x 50	07981,55050 Z	5410439007559	200	2,96
6,3 x 13	07981,63013 Z	5410439007566	200	1,88
6,3 x 16	07981,63016 Z	5410439007573	200	2,08
6,3 x 19	07981,63019 Z	5410439007580	200	2,16
6,3 x 22	07981,63022 Z	5410439007597	200	2,48
6,3 x 25	07981,63025 Z	5410439007603	200	2,64
6,3 x 32	07981,63032 Z	5410439007610	200	3,12
6,3 x 38	07981,63038 Z	5410439007627	200	3,52
6,3 x 45	07981,63045 Z	5410439007634	200	3,92
6,3 x 50	07981,63050 Z	5410439007641	200	4,28
6,3 x 60	07981,63060 Z	5410439208635	200	4,88
6,3 x 70	07981,63070 Z	5410439205245	200	5,60

Din 7981 (12/1984) *

EN 7049 (08/1990) **

TAPPING SCREW PAN HEAD

ZELFTAPPENDE SCHROEF MET CIL.KOP

VIS A TOLE TÊTE CYLINDRIQUE

BLECHSCHRAUBE ZYLINDERKOPF

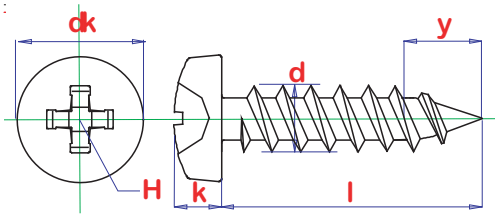

A2 inox

material : Stainless steel A2	**materiaal :** Inox A2	**matière :** Inox A2	**Werkstoff :** Edelstahl A2
type : recess H with point	**type :** indruk H met punt	**type :** empreinte H avec pointe	**Typ :** Eindruck H mit Spitze
surface : plain	**oppervlak :** blank	**surface :** brut	**Oberfläche :** roh

Technical properties / Technische gegevens / Données techniques / Technische Daten

d	dk max.	k nom.	y max.	H
d 2,9	5.6	2.2	2.6	NR 1
d 3,5	6.9	2.6	3.2	NR 2
d 4,8	9.5	3.55	4.3	NR 2
d 5,5	10.8	3.95	5	NR 3

* Cancelled since 09/1996 ** Nearly identical
* Vervallen vanaf 09/1996 ** Verregaand identiek
* Retiré à partir de 09/1996 ** Presque identique
* Veraltet ab 09/1996 ** Weitgehend identisch

d x l	art code	EAN	BOX	KG/ BOX
2,9 x 7	07981,290065A2	5410439079693	200	0,20
2,9 x 10	07981,290095A2	5410439079716	200	0,24
2,9 x 13	07981,29013 A2	5410439079730	200	0,28
2,9 x 16	07981,29016 A2	5410439079754	200	0,32
2,9 x 19	07981,29019 A2	5410439079778	200	0,36
2,9 x 22	07981,29022 A2	5410439079792	200	0,40
2,9 x 25	07981,29025 A2	5410439079815	200	0,44
3,5 x 7	07981,350065A2	5410439079839	200	0,32
3,5 x 10	07981,350095A2	5410439079853	200	0,36
3,5 x 13	07981,35013 A2	5410439079877	200	0,44
3,5 x 16	07981,35016 A2	5410439079891	200	0,52
3,5 x 19	07981,35019 A2	5410439079914	200	0,56
3,5 x 22	07981,35022 A2	5410439079938	200	0,64
3,5 x 25	07981,35025 A2	5410439079952	200	0,68
3,5 x 32	07981,35032 A2	5410439079976	200	0,84
3,5 x 38	07981,35038 A2	5410439079990	200	0,96
3,9 x 7	07981,390065A2	5410439080019	200	0,40
3,9 x 10	07981,390095A2	5410439080033	200	0,44
3,9 x 13	07981,39013 A2	5410439080057	200	0,56
3,9 x 16	07981,39016 A2	5410439080071	200	0,64
3,9 x 19	07981,39019 A2	5410439080095	200	0,72
3,9 x 22	07981,39022 A2	5410439080118	200	0,76
3,9 x 25	07981,39025 A2	5410439080132	200	0,88
3,9 x 32	07981,39032 A2	5410439080156	200	1,04

d x l	art code	EAN	BOX	KG/ BOX
3,9 x 38	07981,39038 A2	5410439080170	200	1,20
3,9 x 45	07981,39045 A2	5410439100663	200	1,36
4,2 x 7	07981,420065A2	5410439306980	200	0,48
4,2 x 10	07981,420095A2	5410439080200	200	0,56
4,2 x 13	07981,42013 A2	5410439080224	200	0,68
4,2 x 16	07981,42016 A2	5410439080248	200	0,72
4,2 x 19	07981,42019 A2	5410439080262	200	0,84
4,2 x 22	07981,42022 A2	5410439080286	200	0,92
4,2 x 25	07981,42025 A2	5410439080309	200	1,00
4,2 x 32	07981,42032 A2	5410439080323	200	1,24
4,2 x 38	07981,42038 A2	5410439080347	200	1,40
4,2 x 45	07981,42045 A2	5410439080361	200	1,60
4,2 x 50	07981,42050 A2	5410439080385	200	1,76
4,2 x 60	07981,42060 A2	5410439104357	200	2,00
4,2 x 80	07981,42080 A2	5410439209649	200	2,64
4,8 x 10	07981,480095A2	5410439080408	200	0,84
4,8 x 13	07981,48013 A2	5410439080422	200	0,92
4,8 x 16	07981,48016 A2	5410439080446	200	1,04
4,8 x 19	07981,48019 A2	5410439080460	200	1,16
4,8 x 22	07981,48022 A2	5410439080484	200	1,28
4,8 x 25	07981,48025 A2	5410439080507	200	1,36
4,8 x 32	07981,48032 A2	5410439080521	200	1,68
4,8 x 38	07981,48038 A2	5410439080545	200	1,92
4,8 x 45	07981,48045 A2	5410439080569	200	2,20

A2 inox

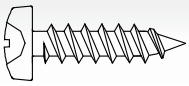

material : Stainless steel A2	**materiaal :** Inox A2	**matière :** Inox A2	**Werkstoff :** Edelstahl A2
type : recess H with point	**type :** indruk H met punt	**type :** empreinte H avec pointe	**Typ :** Eindruck H mit Spitze
surface : plain	**oppervlak :** blank	**surface :** brut	**Oberfläche :** roh

d x l	art code	EAN	BOX	KG/ BOX
4,8 x 50	07981,48050 A2	5410439080583	200	2,32
4,8 x 60	07981,48060 A2	5410439104371	200	2,68
4,8 x 70	07981,48070 A2	5410439306737	200	3,08
4,8 x 80	07981,48080 A2	5410439133906	200	3,48
4,8 x 90	07981,48090 A2	5410439145503	200	3,84
5,5 x 13	07981,55013 A2	5410439080606	200	1,24
5,5 x 16	07981,55016 A2	5410439080620	200	1,44
5,5 x 19	07981,55019 A2	5410439080644	200	1,52
5,5 x 22	07981,55022 A2	5410439080668	200	1,72
5,5 x 25	07981,55025 A2	5410439080682	200	1,84
5,5 x 32	07981,55032 A2	5410439080705	200	2,24
5,5 x 38	07981,55038 A2	5410439080729	200	2,48
5,5 x 45	07981,55045 A2	5410439080743	200	2,76

d x l	art code	EAN	BOX	KG/ BOX
5,5 x 50	07981,55050 A2	5410439080767	200	3,08
5,5 x 60	07981,55060 A2	5410439104388	200	3,52
6,3 x 13	07981,63013 A2	5410439080781	200	1,88
6,3 x 16	07981,63016 A2	5410439080804	200	1,40
6,3 x 19	07981,63019 A2	5410439080828	200	2,20
6,3 x 22	07981,63022 A2	5410439080842	200	2,32
6,3 x 25	07981,63025 A2	5410439080866	200	2,64
6,3 x 32	07981,63032 A2	5410439080880	200	3,12
6,3 x 38	07981,63038 A2	5410439080903	200	3,56
6,3 x 45	07981,63045 A2	5410439080927	200	3,92
6,3 x 50	07981,63050 A2	5410439080941	200	4,32
6,3 x 70	07981,63070 A2	5410439154611	200	5,60

Din 7982 (12/1984) *

EN 7050 (08/1990) **

TAPPING SCREW CSK HEAD CROSS RECESS

ZELFTAPPENDE SCHROEF MET VERZONKEN KOP EN KRUISINDRUK

VIS A TOLE TÊTE FRAISÉE ET EMPREINTE CRUC.

BLECHSCHRAUBE SENKKOPF MIT KREUZSCHLITZ

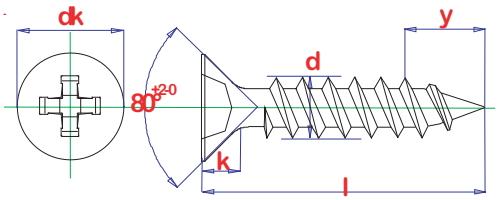

Z
zinc pl.

material : Hardened steel	**materiaal :** Gehard staal	**matière :** Acier trempé	**Werkstoff :** Gehärtet Stahl
type : recess H with point	**type :** indruk H met punt	**type :** empreinte H avec pointe	**Typ :** Eindruck H mit Spitze
surface : zinc plated	**oppervlak :** verzinkt	**surface :** zingué	**Oberfläche :** verzinkt

Technical properties / Technische gegevens / Données techniques / Technische Daten

d	dk max.	k max.	y max.	H
d 2,9	5.5	1.7	2.6	NR 1
d 3,5	6.8	2.1	3.2	NR 2
d 4,8	9.5	3	4.3	NR 2
d 5,5	10.8	3.4	5	NR 3

* Cancelled since 09/1996 ** Different head measurements
* Vervallen vanaf 09/1996 ** Kopmaten verschillen
* Retiré à partir de 09/1996 ** Differente mesures de tête
* Veraltet ab 09/1996 ** Unterschied in Kopfmassen

d x l	art code	EAN	BOX	KG/ BOX
2,9 x 7	07982,290065Z	5410439080965	200	0,16
2,9 x 10	07982,290095Z	5410439009010	200	0,20
2,9 x 13	07982,29013 Z	5410439009027	200	0,24
2,9 x 16	07982,29016 Z	5410439009034	200	0,28
2,9 x 19	07982,29019 Z	5410439009041	200	0,32
3,5 x 10	07982,350095Z	5410439009065	200	0,28
3,5 x 13	07982,35013 Z	5410439009072	200	0,36
3,5 x 16	07982,35016 Z	5410439009089	200	0,44
3,5 x 19	07982,35019 Z	5410439009096	200	0,48
3,5 x 25	07982,35025 Z	5410439203654	200	0,56
3,5 x 32	07982,35032 Z	5410439009119	200	0,72
3,5 x 38	07982,35038 Z	5410439009126	200	0,84
3,9 x 10	07982,390095Z	5410439104401	200	0,28
3,9 x 13	07982,39013 Z	5410439009133	200	0,40
3,9 x 16	07982,39016 Z	5410439009140	200	0,48
3,9 x 19	07982,39019 Z	5410439009157	200	0,56
3,9 x 22	07982,39022 Z	5410439104418	200	0,64
3,9 x 25	07982,39025 Z	5410439009164	200	0,72
3,9 x 32	07982,39032 Z	5410439009171	200	0,88
3,9 x 38	07982,39038 Z	5410439009188	200	1,04
3,9 x 45	07982,39045 Z	5410439134248	200	0,88
4,2 x 13	07982,42013 Z	5410439009195	200	0,52
4,2 x 16	07982,42016 Z	5410439009201	200	0,56
4,2 x 19	07982,42019 Z	5410439009218	200	0,64

d x l	art code	EAN	BOX	KG/ BOX
4,2 x 22	07982,42022 Z	5410439173131	200	0,76
4,2 x 25	07982,42025 Z	5410439009225	200	0,84
4,2 x 32	07982,42032 Z	5410439009232	200	1,00
4,2 x 38	07982,42038 Z	5410439009249	200	1,24
4,2 x 45	07982,42045 Z	5410439009256	200	1,44
4,2 x 50	07982,42050 Z	5410439009263	200	1,56
4,2 x 60	07982,42060 Z	5410439209489	200	1,92
4,8 x 13	07982,48013 Z	5410439009270	200	0,72
4,8 x 16	07982,48016 Z	5410439009287	200	0,76
4,8 x 19	07982,48019 Z	5410439009294	200	0,92
4,8 x 22	07982,48022 Z	5410439104425	200	1,08
4,8 x 25	07982,48025 Z	5410439009300	200	1,20
4,8 x 32	07982,48032 Z	5410439009317	200	1,40
4,8 x 38	07982,48038 Z	5410439009324	200	1,68
4,8 x 45	07982,48045 Z	5410439009331	200	1,88
4,8 x 50	07982,48050 Z	5410439009348	200	2,12
4,8 x 60	07982,48060 Z	5410439205672	200	2,52
5,5 x 16	07982,55016 Z	5410439009355	200	1,00
5,5 x 19	07982,55019 Z	5410439009362	200	1,28
5,5 x 22	07982,55022 Z	5410439104432	200	1,32
5,5 x 25	07982,55025 Z	5410439009379	200	1,44
5,5 x 32	07982,55032 Z	5410439009386	200	1,80
5,5 x 38	07982,55038 Z	5410439009393	200	2,20
5,5 x 45	07982,55045 Z	5410439009409	200	2,48

Z
zinc pl.

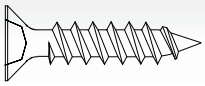

material : Hardened steel **type :** recess H with point **surface :** zinc plated	**materiaal :** Gehard staal **type :** indruk H met punt **oppervlak :** verzinkt	**matière :** Acier trempé **type :** empreinte H avec pointe **surface :** zingué	**Werkstoff :** Gehärtet Stahl **Typ :** Eindruck H mit Spitze **Oberfläche :** verzinkt

d x l	art code	EAN	BOX	KG/ BOX
5,5 x 50	07982,55050 Z	5410439009416	200	2,60
5,5 x 60	07982,55060 Z	5410439149792	200	3,32
6,3 x 25	07982,63025 Z	5410439009430	200	1,88
6,3 x 32	07982,63032 Z	5410439009447	200	2,56
6,3 x 38	07982,63038 Z	5410439009454	200	3,08
6,3 x 45	07982,63045 Z	5410439009461	200	3,40

d x l	art code	EAN	BOX	KG/ BOX
6,3 x 50	07982,63050 Z	5410439009478	200	3,72
6,3 x 60	07982,63060 Z	5410439173162	200	4,56
6,3 x 70	07982,63070 Z	5410439173179	200	5,36
6,3 x 80	07982,63080 Z	5410439173186	200	5,92
6,3 x 90	07982,63090 Z	5410439149808	200	6,96

Din 7982 (12/1984) *

EN 7050 (08/1990) **

TAPPING SCREW CSK HEAD CROSS RECESS

ZELFTAPPENDE SCHROEF MET VERZONKEN KOP EN KRUISINDRUK

VIS A TOLE TÊTE FRAISÉE ET EMPREINTE CRUC.

BLECHSCHRAUBE SENKKOPF MIT KREUZSCHLITZ

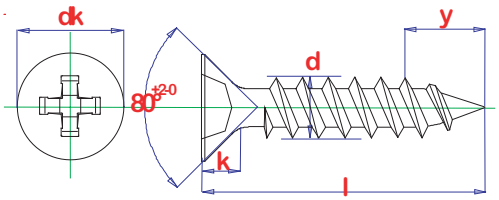

A2 inox

material : Stainless steel A2	**materiaal :** Inox A2	**matière :** Inox A2	**Werkstoff :** Edelstahl A2
type : recess H with point	**type :** indruk H met punt	**type :** empreinte H avec pointe	**Typ :** Eindruck H mit spitze
surface : plain	**oppervlak :** blank	**surface :** brut	**Oberfläche :** roh

Technical properties / Technische gegevens / Données techniques / Technische Daten

d	dk max.	k max.	y max.	H
d 2,9	5.5	1.7	2.6	NR 1
d 3,5	6.8	2.1	3.2	NR 2
d 4,8	9.5	3	4.3	NR 2
d 5,5	10.8	3.4	5	NR 3

* Cancelled since 09/1996 ** Different head measurements
* Vervallen vanaf 09/1996 ** Kopmaten verschillen
* Retiré à partir de 09/1996 ** Differente mesures de tête
* Veraltet ab 09/1996 ** Unterschied in Kopfmassen

d x l	art code	EAN	BOX	KG/ BOX
2,9 x 7	07982,290065A2	5410439104395	200	0,16
2,9 x 10	07982,290095A2	5410439080972	200	0,20
2,9 x 13	07982,29013 A2	5410439080996	200	0,20
2,9 x 16	07982,29016 A2	5410439081016	200	0,28
2,9 x 19	07982,29019 A2	5410439081030	200	0,32
2,9 x 22	07982,29022 A2	5410439081054	200	0,32
2,9 x 25	07982,29025 A2	5410439081061	200	0,40
3,5 x 10	07982,350095A2	5410439081078	200	0,28
3,5 x 13	07982,35013 A2	5410439081092	200	0,32
3,5 x 16	07982,35016 A2	5410439081115	200	0,40
3,5 x 19	07982,35019 A2	5410439081139	200	0,44
3,5 x 22	07982,35022 A2	5410439081153	200	0,56
3,5 x 25	07982,35025 A2	5410439081160	200	0,60
3,5 x 32	07982,35032 A2	5410439081184	200	0,72
3,5 x 38	07982,35038 A2	5410439081207	200	0,84
3,9 x 10	07982,390095A2	5410439081221	200	0,36
3,9 x 13	07982,39013 A2	5410439081238	200	0,40
3,9 x 16	07982,39016 A2	5410439081252	200	0,48
3,9 x 19	07982,39019 A2	5410439081276	200	0,56
3,9 x 22	07982,39022 A2	5410439081290	200	0,64
3,9 x 25	07982,39025 A2	5410439081306	200	0,72
3,9 x 32	07982,39032 A2	5410439081320	200	0,88
3,9 x 38	07982,39038 A2	5410439081344	200	1,04
3,9 x 45	07982,39045 A2	5410439100687	200	0,88

d x l	art code	EAN	BOX	KG/ BOX
4,2 x 10	07982,420095A2	5410439081368	200	0,44
4,2 x 13	07982,42013 A2	5410439081375	200	0,48
4,2 x 16	07982,42016 A2	5410439081399	200	0,56
4,2 x 19	07982,42019 A2	5410439081412	200	0,64
4,2 x 22	07982,42022 A2	5410439081436	200	0,72
4,2 x 25	07982,42025 A2	5410439081443	200	0,84
4,2 x 32	07982,42032 A2	5410439081467	200	1,04
4,2 x 38	07982,42038 A2	5410439081481	200	1,20
4,2 x 45	07982,42045 A2	5410439081504	200	1,40
4,2 x 50	07982,42050 A2	5410439081511	200	1,56
4,2 x 60	07982,42060 A2	5410439204743	200	1,88
4,8 x 10	07982,480095A2	5410439081528	200	0,44
4,8 x 13	07982,48013 A2	5410439081535	200	0,76
4,8 x 16	07982,48016 A2	5410439081559	200	0,84
4,8 x 19	07982,48019 A2	5410439081573	200	0,92
4,8 x 22	07982,48022 A2	5410439081597	200	1,04
4,8 x 25	07982,48025 A2	5410439081603	200	1,16
4,8 x 32	07982,48032 A2	5410439081627	200	0,04
4,8 x 38	07982,48038 A2	5410439081641	200	1,64
4,8 x 45	07982,48045 A2	5410439081665	200	1,92
4,8 x 50	07982,48050 A2	5410439081672	200	2,08
4,8 x 60	07982,48060 A2	5410439100694	200	2,56
4,8 x 70	07982,48070 A2	5410439100700	200	2,96
4,8 x 80	07982,48080 A2	5410439189446	200	3,24

A2 inox

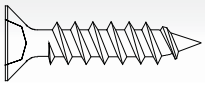

material : Stainless steel A2	**materiaal :** Inox A2	**matière :** Inox A2	**Werkstoff :** Edelstahl A2
type : recess H with point	**type :** indruk H met punt	**type :** empreinte H avec pointe	**Typ :** Eindruck H mit spitze
surface : plain	**oppervlak :** blank	**surface :** brut	**Oberfläche :** roh

d x l	art code	EAN	BOX	KG/ BOX
4,8 x 90	07982,48090 A2	5410439140058	200	3,60
5,5 x 13	07982,55013 A2	5410439081696	200	0,84
5,5 x 16	07982,55016 A2	5410439081702	200	1,00
5,5 x 19	07982,55019 A2	5410439081719	200	1,20
5,5 x 22	07982,55022 A2	5410439081733	200	1,32
5,5 x 25	07982,55025 A2	5410439081740	200	1,48
5,5 x 32	07982,55032 A2	5410439081764	200	1,76
5,5 x 38	07982,55038 A2	5410439081788	200	2,12
5,5 x 45	07982,55045 A2	5410439081801	200	2,52
5,5 x 50	07982,55050 A2	5410439081818	200	2,72

d x l	art code	EAN	BOX	KG/ BOX
6,3 x 16	07982,63016 A2	5410439081832	200	1,24
6,3 x 19	07982,63019 A2	5410439081849	200	1,76
6,3 x 22	07982,63022 A2	5410439081856	200	1,68
6,3 x 25	07982,63025 A2	5410439081863	200	2,04
6,3 x 32	07982,63032 A2	5410439081887	200	2,48
6,3 x 38	07982,63038 A2	5410439081900	200	3,08
6,3 x 45	07982,63045 A2	5410439081924	200	3,36
6,3 x 50	07982,63050 A2	5410439081931	200	3,44
6,3 x 100	07982,63100 A2	5410439172509	200	7,76

Din 7983 (12/1984) *

EN 7051 (08/1990) **

TAPPING SCREW RAISED CSK HEAD CROSS RECESS

ZELFTAPPENDE SCHROEF MET BOLVZK.KOP EN KRUISINDRUK

VIS A TOLE TÊTE FRAISÉE BOMB.ET EMPREINTE CRUC

BLECHSCHRAUBE LINSENSENKKOPF MIT KREUZSCHLITZ

Z
zinc pl.

material : Hardened steel	**materiaal :** Gehard staal	**matière :** Acier trempé	**Werkstoff :** Gehärtet Stahl
type : recess H with point	**type :** indruk H met punt	**type :** empreinte H avec pointe	**Typ :** Eindruck H mit Spitze
surface : zinc plated	**oppervlak :** verzinkt	**surface :** zingué	**Oberfläche :** verzinkt

Technical properties / Technische gegevens / Données techniques / Technische Daten

d	dk max.	k max.	y max.	H
d 2,9	5.5	1.7	2.6	NR 1
d 3,5	6.8	2.1	3.2	NR 2
d 4,8	9.5	3	4.3	NR 2
d 5,5	10.8	3.4	5	NR 3

* Cancelled since 09/1996 ** Different head measurements
* Vervallen vanaf 09/1996 ** Verschil in kopmaten
* Retiré à partir de 09/1996 ** Difference dans les mesures de tête
* Veraltet ab 09/1996 ** Differentz in Kopfmassen

d x l	art code	EAN	BOX	KG/ BOX
2,9 x 7	07983,290065Z	5410439179706	200	0,12
2,9 x 10	07983,290095Z	5410439011013	200	0,24
2,9 x 13	07983,29013 Z	5410439011020	200	0,24
2,9 x 16	07983,29016 Z	5410439011037	200	0,28
2,9 x 19	07983,29019 Z	5410439011044	200	0,36
2,9 x 22	07983,29022 Z	5410439082044	200	0,36
2,9 x 25	07983,29025 Z	5410439082068	200	0,40
3,5 x 10	07983,350095Z	5410439011051	200	0,28
3,5 x 13	07983,35013 Z	5410439011068	200	0,40
3,5 x 16	07983,35016 Z	5410439011075	200	0,44
3,5 x 19	07983,35019 Z	5410439011082	200	0,48
3,5 x 22	07983,35022 Z	5410439082167	200	0,56
3,5 x 25	07983,35025 Z	5410439011099	200	0,68
3,5 x 32	07983,35032 Z	5410439082204	200	0,68
3,5 x 38	07983,35038 Z	5410439179713	200	0,76
3,9 x 10	07983,390095Z	5410439082235	200	0,36
3,9 x 13	07983,39013 Z	5410439011105	200	0,52
3,9 x 16	07983,39016 Z	5410439011112	200	0,56
3,9 x 19	07983,39019 Z	5410439011129	200	0,60
3,9 x 22	07983,39022 Z	5410439082310	200	0,68
3,9 x 25	07983,39025 Z	5410439011136	200	0,76
3,9 x 32	07983,39032 Z	5410439011143	200	0,96
3,9 x 38	07983,39038 Z	5410439082372	200	1,12
4,2 x 13	07983,42013 Z	5410439011150	200	0,52

d x l	art code	EAN	BOX	KG/ BOX
4,2 x 16	07983,42016 Z	5410439011167	200	0,60
4,2 x 19	07983,42019 Z	5410439011174	200	0,76
4,2 x 22	07983,42022 Z	5410439082464	200	0,80
4,2 x 25	07983,42025 Z	5410439011181	200	0,96
4,2 x 32	07983,42032 Z	5410439011198	200	1,20
4,2 x 38	07983,42038 Z	5410439011204	200	1,24
4,2 x 45	07983,42045 Z	5410439173193	200	1,60
4,2 x 50	07983,42050 Z	5410439011211	200	1,60
4,8 x 13	07983,48013 Z	5410439082570	200	0,76
4,8 x 16	07983,48016 Z	5410439011228	200	0,88
4,8 x 19	07983,48019 Z	5410439011235	200	1,08
4,8 x 22	07983,48022 Z	5410439082631	200	1,16
4,8 x 25	07983,48025 Z	5410439011242	200	1,32
4,8 x 32	07983,48032 Z	5410439011259	200	1,56
4,8 x 38	07983,48038 Z	5410439011266	200	1,84
4,8 x 45	07983,48045 Z	5410439011273	200	2,04
4,8 x 50	07983,48050 Z	5410439011280	200	2,20
5,5 x 16	07983,55016 Z	5410439082778	200	1,24
5,5 x 19	07983,55019 Z	5410439011297	200	1,40
5,5 x 25	07983,55025 Z	5410439011303	200	1,72
5,5 x 32	07983,55032 Z	5410439011310	200	2,08
5,5 x 38	07983,55038 Z	5410439011327	200	2,40
5,5 x 45	07983,55045 Z	5410439173209	200	2,76
5,5 x 50	07983,55050 Z	5410439011334	200	2,92

Z
zinc pl.

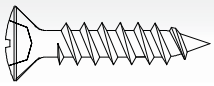

material : Hardened steel	**materiaal :** Gehard staal	**matière :** Acier trempé	**Werkstoff :** Gehärtet Stahl
type : recess H with point	**type :** indruk H met punt	**type :** empreinte H avec pointe	**Typ :** Eindruck H mit Spitze
surface : zinc plated	**oppervlak :** verzinkt	**surface :** zingué	**Oberfläche :** verzinkt

d x l	art code	EAN	BOX	KG/ BOX
6,3 x 16	07983,63016 Z	5410439082921	200	1,60
6,3 x 22	07983,63022 Z	5410439082952	200	2,04
6,3 x 25	07983,63025 Z	5410439011341	200	2,36

d x l	art code	EAN	BOX	KG/ BOX
6,3 x 32	07983,63032 Z	5410439011358	200	2,76
6,3 x 38	07983,63038 Z	5410439011365	200	3,20
6,3 x 50	07983,63050 Z	5410439083041	200	4,08

Din 7983 (12/1984) *

EN 7051 (08/1990) **

TAPPING SCREW RAISED CSK HEAD CROSS RECESS

ZELFTAPPENDE SCHROEF MET BOLVZK.KOP EN KRUISINDRUK

VIS A TOLE TÊTE FRAISÉE BOMB.ET EMPREINTE CRUC

BLECHSCHRAUBE LINSENSENKKOPF MIT KREUZSCHLITZ

A2 inox

material : Stainless steel A2	**materiaal :** Inox A2	**matière :** Inox A2	**Werkstoff :** Edelstahl A2
type : recess H with point	**type :** indruk H met punt	**type :** empreinte H avec pointe	**Typ :** Eindruck H mit Spitze
surface : plain	**oppervlak :** blank	**surface :** brut	**Oberfläche :** roh

Technical properties / Technische gegevens / Données techniques / Technische Daten

d	dk max.	k max.	y max.	H
d 2,9	5.5	1.7	2.6	NR 1
d 3,5	6.8	2.1	3.2	NR 2
d 4,8	9.5	3	4.3	NR 2
d 5,5	10.8	3.4	5	NR 3

* Cancelled since 09/1996 ** Different head measurements
* Vervallen vanaf 09/1996 ** Verschil in kopmaten
* Retiré à partir de 09/1996 ** Difference dans les mesures de tête
* Veraltet ab 09/1996 ** Differentz in Kopfmassen

d x l	art code	EAN	BOX	KG/ BOX
2,9 x 10	07983,290095A2	5410439081955	200	0,16
2,9 x 13	07983,29013 A2	5410439081979	200	0,24
2,9 x 16	07983,29016 A2	5410439081993	200	0,28
2,9 x 19	07983,29019 A2	5410439082013	200	0,36
2,9 x 22	07983,29022 A2	5410439082037	200	0,36
2,9 x 25	07983,29025 A2	5410439082051	200	0,56
3,5 x 10	07983,350095A2	5410439082075	200	0,32
3,5 x 13	07983,35013 A2	5410439082099	200	0,36
3,5 x 16	07983,35016 A2	5410439082112	200	0,44
3,5 x 19	07983,35019 A2	5410439082136	200	0,52
3,5 x 22	07983,35022 A2	5410439082150	200	0,56
3,5 x 25	07983,35025 A2	5410439082174	200	0,60
3,5 x 32	07983,35032 A2	5410439082198	200	0,76
3,5 x 38	07983,35038 A2	5410439082211	200	0,76
3,9 x 10	07983,390095A2	5410439082228	200	0,36
3,9 x 13	07983,39013 A2	5410439082242	200	0,44
3,9 x 16	07983,39016 A2	5410439082266	200	0,56
3,9 x 19	07983,39019 A2	5410439082280	200	0,60
3,9 x 22	07983,39022 A2	5410439082303	200	0,68
3,9 x 25	07983,39025 A2	5410439082327	200	0,76
3,9 x 32	07983,39032 A2	5410439082341	200	0,96
3,9 x 38	07983,39038 A2	5410439082365	200	1,12
4,2 x 10	07983,420095A2	5410439082389	200	0,52
4,2 x 13	07983,42013 A2	5410439082396	200	0,52

d x l	art code	EAN	BOX	KG/ BOX
4,2 x 16	07983,42016 A2	5410439082419	200	0,60
4,2 x 19	07983,42019 A2	5410439082433	200	0,68
4,2 x 22	07983,42022 A2	5410439082457	200	0,80
4,2 x 25	07983,42025 A2	5410439082471	200	0,88
4,2 x 32	07983,42032 A2	5410439082495	200	1,08
4,2 x 38	07983,42038 A2	5410439082518	200	1,24
4,2 x 45	07983,42045 A2	5410439082532	200	1,44
4,2 x 50	07983,42050 A2	5410439082549	200	1,76
4,8 x 13	07983,48013 A2	5410439082563	200	0,76
4,8 x 16	07983,48016 A2	5410439082587	200	0,88
4,8 x 19	07983,48019 A2	5410439082600	200	1,00
4,8 x 22	07983,48022 A2	5410439082624	200	1,16
4,8 x 25	07983,48025 A2	5410439082648	200	1,24
4,8 x 32	07983,48032 A2	5410439082662	200	1,52
4,8 x 38	07983,48038 A2	5410439082686	200	1,76
4,8 x 45	07983,48045 A2	5410439082709	200	2,04
4,8 x 50	07983,48050 A2	5410439082723	200	2,24
5,5 x 16	07983,55016 A2	5410439082761	200	1,24
5,5 x 19	07983,55019 A2	5410439082785	200	1,40
5,5 x 22	07983,55022 A2	5410439082808	200	1,56
5,5 x 25	07983,55025 A2	5410439082822	200	1,72
5,5 x 32	07983,55032 A2	5410439082846	200	2,08
5,5 x 38	07983,55038 A2	5410439082860	200	2,36
5,5 x 45	07983,55045 A2	5410439082884	200	2,76

A2 inox

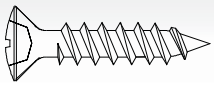

material : Stainless steel A2	**materiaal :** Inox A2	**matière :** Inox A2	**Werkstoff :** Edelstahl A2
type : recess H with point	**type :** indruk H met punt	**type :** empreinte H avec pointe	**Typ :** Eindruck H mit Spitze
surface : plain	**oppervlak :** blank	**surface :** brut	**Oberfläche :** roh

d x l	art code	EAN	BOX	KG/ BOX
5,5 x 50	07983,55050 A2	5410439082891	200	3,04
6,3 x 16	07983,63016 A2	5410439082914	200	1,60
6,3 x 19	07983,63019 A2	5410439082938	200	1,80
6,3 x 22	07983,63022 A2	5410439082945	200	2,04
6,3 x 25	07983,63025 A2	5410439082969	200	2,24

d x l	art code	EAN	BOX	KG/ BOX
6,3 x 32	07983,63032 A2	5410439082983	200	2,76
6,3 x 38	07983,63038 A2	5410439083003	200	3,12
6,3 x 45	07983,63045 A2	5410439083027	200	3,72
6,3 x 50	07983,63050 A2	5410439083034	200	4,08

pgb - PBKSK

BS 4174

TAPPING SCREW FLANGE/CROSS RECESS

PLATBOLKOPSCHROEF EN KRUISINDR./KRAAG

VIS A TOLE TETE RONDE EMPR.CRUC./RONDELLE

FLACHRUNDBLECHSCHRAUBE KREUZSCHLITZ/BUND

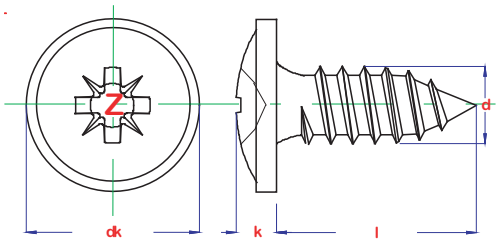

Z
zinc pl.

material : Hardened steel	**materiaal :** Gehard staal	**matière :** Acier trempé	**Werkstoff :** Gehärtet Stahl
type : pozidrive recess	**type :** pozidrive indruk	**type :** pozidrive empreinte	**Typ :** pozidrive Eindruck
surface : zinc plated Cr3+	**oppervlak :** verzinkt Cr3+	**surface :** zingué Cr3+	**Oberfläche :** verzinkt Cr3+

Technical properties / Technische gegevens / Données techniques / Technische Daten

d	dk max	k max	Z
d 2,9	6,53	1,60	nr 1
d 3,5	8,15	1,88	nr 2
d 4,8	11,38	2,90	nr 2
d 5,5	13	3,15	nr 3

d x l	art code	EAN	BOX	KG/ BOX
2,9 x 7	PBKSK,290065Z	5410439377799	200	0,20
2,9 x 8	PBKSK,29008 Z	5410439377812	200	0,24
2,9 x 10	PBKSK,290095Z	5410439377805	200	0,00
2,9 x 13	PBKSK,29013 Z	5410439377829	200	0,24
2,9 x 16	PBKSK,29016 Z	5410439377836	200	0,32
2,9 x 19	PBKSK,29019 Z	5410439377843	200	0,32
3,5 x 7	PBKSK,350065Z	5410439377706	200	0,24
3,5 x 8	PBKSK,35008 Z	5410439377720	200	0,00
3,5 x 10	PBKSK,350095Z	5410439377713	200	0,32
3,5 x 13	PBKSK,35013 Z	5410439377737	200	0,36
3,5 x 16	PBKSK,35016 Z	5410439377744	200	0,44
3,5 x 19	PBKSK,35019 Z	5410439377751	200	0,64
3,5 x 25	PBKSK,35025 Z	5410439377768	200	0,64
3,5 x 32	PBKSK,35032 Z	5410439377775	200	0,76
4,2 x 7	PBKSK,420065Z	5410439377508	200	0,40
4,2 x 8	PBKSK,42008 Z	5410439377515	200	0,44
4,2 x 10	PBKSK,420095Z	5410439377447	200	0,68
4,2 x 13	PBKSK,42013 Z	5410439209915	200	0,60
4,2 x 16	PBKSK,42016 Z	5410439377454	200	0,68

d x l	art code	EAN	BOX	KG/ BOX
4,2 x 19	PBKSK,42019 Z	5410439377461	200	0,80
4,2 x 25	PBKSK,42025 Z	5410439377478	200	1,00
4,2 x 32	PBKSK,42032 Z	5410439377485	200	1,12
4,2 x 38	PBKSK,42038 Z	5410439377492	200	1,36
4,2 x 45	PBKSK,42045 Z	5410439377522	200	1,52
4,2 x 50	PBKSK,42050 Z	5410439377621	200	0,00
4,8 x 10	PBKSK,480095Z	5410439377614	500	4,50
4,8 x 13	PBKSK,48013 Z	5410439377539	200	0,84
4,8 x 16	PBKSK,48016 Z	5410439377546	200	1,00
4,8 x 19	PBKSK,48019 Z	5410439377553	200	1,08
4,8 x 25	PBKSK,48025 Z	5410439377560	200	1,32
4,8 x 32	PBKSK,48032 Z	5410439377577	200	1,40
4,8 x 38	PBKSK,48038 Z	5410439377584	200	0,00
4,8 x 45	PBKSK,48045 Z	5410439377591	200	0,88
4,8 x 50	PBKSK,48050 Z	5410439377607	200	2,40
5,5 x 16	PBKSK,55016 Z	5410439377683	200	0,00
5,5 x 19	PBKSK,55019 Z	5410439377690	200	0,00
5,5 x 25	PBKSK,55025 Z	5410439377669	200	1,32
5,5 x 32	PBKSK,55032 Z	5410439377638	200	2,08

pgb - PBKSK

BS 4174

TAPPING SCREW FLANGE/CROSS RECESS

PLATBOLKOPSCHROEF EN KRUISINDR./KRAAG

VIS A TOLE TETE RONDE EMPR.CRUC./RONDELLE

FLACHRUNDBLECHSCHRAUBE KREUZSCHLITZ/BUND

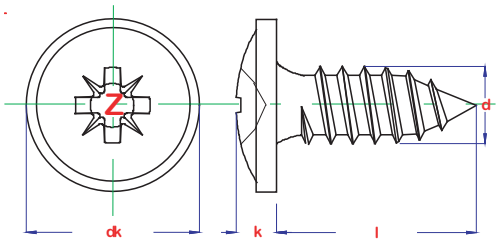

ZZ Black

material : Hardened Steel	**materiaal :** Gehard staal	**matière :** Acier trempé	**Werkstoff :** Gehärtet Stahl
type : pozidrive recess	**type :** pozidrive indruk	**type :** pozidrive empreinte	**Typ :** pozidrive Eindruck
surface : zinc plated black	**oppervlak :** zwart verzinkt	**surface :** zingué noir	**Oberfläche :** verzinkt schwarz

Technical properties / Technische gegevens / Données techniques / Technische Daten

d	dk max	k max	Z
d 2,9	6,53	1,60	nr 1
d 3,5	8,15	1,88	nr 2
d 4,8	11,38	2,90	nr 2

d x l	art code	EAN	BOX	KG/ BOX
2,9 x 7	PBKSK,290065ZZ	5410439125437	1000	4,00
2,9 x 10	PBKSK,290095ZZ	5410439125444	1000	16,00
2,9 x 13	PBKSK,29013 ZZ	5410439125451	1000	16,00
2,9 x 16	PBKSK,29016 ZZ	5410439125468	1000	16,00
2,9 x 19	PBKSK,29019 ZZ	5410439125475	1000	16,00
3,5 x 10	PBKSK,350095ZZ	5410439125482	1000	8,00
3,5 x 13	PBKSK,35013 ZZ	5410439125499	1000	16,00
3,5 x 16	PBKSK,35016 ZZ	5410439125505	1000	16,00
3,5 x 19	PBKSK,35019 ZZ	5410439125512	1000	16,00
3,5 x 25	PBKSK,35025 ZZ	5410439125529	1000	16,00
3,5 x 32	PBKSK,35032 ZZ	5410439125536	1000	16,00
3,5 x 38	PBKSK,35038 ZZ	5410439125543	1000	16,00
4,2 x 10	PBKSK,420095ZZ	5410439125581	1000	12,00
4,2 x 13	PBKSK,42013 ZZ	5410439125598	1000	16,00
4,2 x 16	PBKSK,42016 ZZ	5410439125604	1000	16,00

d x l	art code	EAN	BOX	KG/ BOX
4,2 x 19	PBKSK,42019 ZZ	5410439125611	1000	19,00
4,2 x 25	PBKSK,42025 ZZ	5410439125628	1000	23,00
4,2 x 32	PBKSK,42032 ZZ	5410439125635	1000	16,00
4,2 x 38	PBKSK,42038 ZZ	5410439125642	1000	33,00
4,2 x 45	PBKSK,42045 ZZ	5410439125659	1000	16,00
4,2 x 50	PBKSK,42050 ZZ	5410439125666	1000	16,00
4,8 x 10	PBKSK,480095ZZ	5410439125673	1000	18,00
4,8 x 13	PBKSK,48013 ZZ	5410439105200	1000	22,00
4,8 x 16	PBKSK,48016 ZZ	5410439105217	1000	25,00
4,8 x 19	PBKSK,48019 ZZ	5410439125680	1000	28,00
4,8 x 25	PBKSK,48025 ZZ	5410439105224	1000	33,00
4,8 x 32	PBKSK,48032 ZZ	5410439125697	1000	41,00
4,8 x 38	PBKSK,48038 ZZ	5410439125703	1000	22,00
4,8 x 45	PBKSK,48045 ZZ	5410439125710	1000	22,00
4,8 x 50	PBKSK,48050 ZZ	5410439125727	1000	22,00

PAN HEAD SELF TAPPING SCREW WITH COLLAR

PLATBOLKOPSCHROEF MET KRAAG

VIS A TOLE TETE CYL. AVEC EMBASE

LINSENBLECHSCHRAUBE MIT BUND

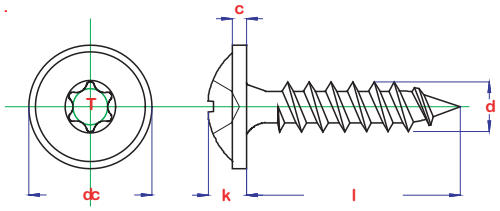

ZZ Black

material : Hardened steel	**materiaal :** Gehard staal	**matière :** Acier trempé	**Werkstoff :** Gehärtet Stahl
type : T-drive	**type :** T-drive met punt	**type :** empreinte T	**Typ :** mit Innenvielzahn
surface : zinc plated black	**oppervlak :** zwart verzinkt	**surface :** zingué noir	**Oberfläche :** verzinkt schwarz

Technical properties / Technische gegevens / Données techniques / Technische Daten

d	c max	dc max	k max	T
d 3,5	0,9	9	2,6	T15
d 4,8	1,35	11,5	3,55	T25

d x l	art code	EAN	BOX	KG/ BOX
3,5 x 16	968CT,35016 ZZ	5410439377850	200	0,60
3,5 x 19	968CT,35019 ZZ	5410439377867	200	0,64
3,9 x 16	968CT,39016 ZZ	5410439377874	200	0,72
3,9 x 19	968CT,39019 ZZ	5410439377881	200	0,88
4,2 x 16	968CT,42016 ZZ	5410439377904	200	0,88

d x l	art code	EAN	BOX	KG/ BOX
4,2 x 19	968CT,42019 ZZ	5410439377898	200	0,00
4,2 x 25	968CT,42025 ZZ	5410439377911	200	1,08
4,8 x 16	968CT,48016 ZZ	5410439377928	200	1,20
4,8 x 19	968CT,48019 ZZ	5410439377935	200	1,24
4,8 x 22	968CT,48022 ZZ	5410439377942	200	1,40

Din 7504 (09/1995)

SELF DRILLING SCREW

ZELFBORENDE SCHROEF

VIS AUTOFORANTE

BOHRSCHRAUBE

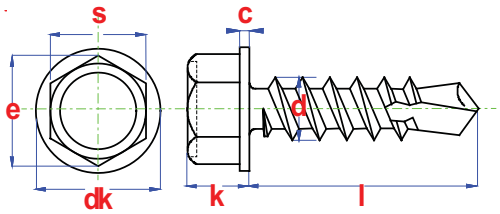

Z
zinc pl.

material : Hardened steel	**materiaal :** Gehard staal	**matière :** Acier trempé	**Werkstoff :** Gehärtet Stahl
type : K with hexagon head	**type :** K met zeskantkop	**type :** K tête hexagonale	**Typ :** K mit Sechskantkopf
surface : zinc plated	**oppervlak :** verzinkt	**surface :** zingué	**Oberfläche :** verzinkt

Technical properties / Technische gegevens / Données techniques / Technische Daten

d	c min	dk	drill cap.	e	k max	S	Shear	Tensile	Torsion
d 3,5	0,6	8,3	2,25	5,96	3,4	5,5	2930 N	5000 N	2800 N
d 4,8	0,9	10,5	4,4	8,71	4,3	8	6280 N	10000 N	7000 N
d 5,5	1,0	11,0	5,25	8,71	5,4		8360 N	12500 N	10500 N

d x l	art code	EAN	BOX	KG/ BOX
3,5 x 10	7504K,350095Z	5410439088367	200	0,40
3,5 x 13	7504K,35013 Z	5410439088374	200	0,52
3,5 x 16	7504K,35016 Z	5410439088381	200	0,56
3,5 x 19	7504K,35019 Z	5410439088398	200	0,60
3,5 x 25	7504K,35025 Z	5410439088404	200	0,72
3,5 x 32	7504K,35032 Z	5410439088411	200	0,88
3,5 x 38	7504K,35038 Z	5410439120289	200	1,00
3,9 x 16	7504K,39016 Z	5410439176323	200	0,60
3,9 x 19	7504K,39019 Z	5410439176330	200	0,72
3,9 x 25	7504K,39025 Z	5410439176354	200	0,84
3,9 x 32	7504K,39032 Z	5410439176361	200	1,00
4,2 x 13	7504K,42013 Z	5410439088428	200	0,76
4,2 x 16	7504K,42016 Z	5410439088435	200	0,88
4,2 x 19	7504K,42019 Z	5410439088442	200	0,96
4,2 x 25	7504K,42025 Z	5410439088466	200	1,12
4,2 x 32	7504K,42032 Z	5410439088473	200	1,32
4,2 x 38	7504K,42038 Z	5410439088480	200	1,40
4,8 x 13	7504K,48013 Z	5410439088497	200	1,04
4,8 x 16	7504K,48016 Z	5410439088510	200	1,16
4,8 x 19	7504K,48019 Z	5410439088527	200	1,20
4,8 x 22	7504K,48022 Z	5410439146142	200	1,36
4,8 x 25	7504K,48025 Z	5410439088534	200	1,44
4,8 x 32	7504K,48032 Z	5410439088558	200	1,76
4,8 x 38	7504K,48038 Z	5410439088565	200	1,92

d x l	art code	EAN	BOX	KG/ BOX
4,8 x 45	7504K,48045 Z	5410439108010	200	2,24
4,8 x 50	7504K,48050 Z	5410439108157	200	2,40
5,5 x 16	7504K,55016 Z	5410439188951	200	1,32
5,5 x 19	7504K,55019 Z	5410439088589	200	1,52
5,5 x 22	7504K,55022 Z	5410439146500	200	1,72
5,5 x 25	7504K,55025 Z	5410439088596	200	1,84
5,5 x 32	7504K,55032 Z	5410439088602	200	2,16
5,5 x 38	7504K,55038 Z	5410439088619	200	2,52
5,5 x 45	7504K,55045 Z	5410439179942	200	2,88
5,5 x 50	7504K,55050 Z	5410439088626	200	3,04
5,5 x 63	7504K,55063 Z	5410439146517	200	3,72
5,5 x 75	7504K,55075 Z	5410439146524	200	4,28
6,3 x 19	7504K,63019 Z	5410439088633	200	2,52
6,3 x 22	7504K,63022 Z	5410439208376	200	2,64
6,3 x 25	7504K,63025 Z	5410439088640	200	2,88
6,3 x 32	7504K,63032 Z	5410439088657	200	3,20
6,3 x 38	7504K,63038 Z	5410439088664	200	3,72
6,3 x 45	7504K,63045 Z	5410439179959	200	4,28
6,3 x 50	7504K,63050 Z	5410439088671	200	4,48
6,3 x 63	7504K,63063 Z	5410439088688	200	5,40
6,3 x 75	7504K,63075 Z	5410439088695	200	6,20
6,3 x 90	7504K,63090 Z	5410439208390	200	7,40
6,3 x 100	7504K,63100 Z	5410439185691	200	7,68
6,3 x 125	7504K,63125 Z	5410439208420	200	9,44

Din 7504 (09/1995)

SELF DRILLING SCREW

ZELFBORENDE SCHROEF

VIS AUTOFORANTE

BOHRSCHRAUBE

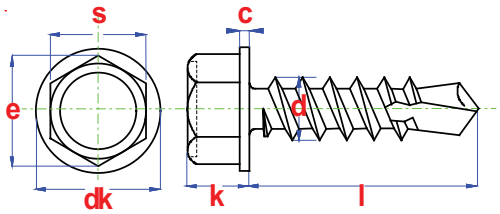

A2 inox

material : Stainless steel A2	**materiaal :** Inox A2	**matière :** Inox A2	**Werkstoff :** Edelstahl A2
type : with hexagon head	**type :** met zeskant kop	**type :** tête hexagonale	**Typ :** Sechskantkopf
surface :	**oppervlak :**	**surface :**	**Oberfläche :**

Technical properties / Technische gegevens / Données techniques / Technische Daten

d	c min	dk	drill cap.	e	k max	S	Shear	Tensile	Torsion
d 3,5	0,6	8,3	2,25	5,96	3,4	5,5	3650 N	6000 N	3800 N
d 4,8	0,9	10,5	4,4	8,71	4,3	8			
d 5,5	1,0	11,0	5,25	8,71	5,4				

d x l	art code	EAN	BOX	KG/ BOX
3,5 x 10	7504K,350095A2	5410439179775	200	0,48
3,5 x 13	7504K,35013 A2	5410439144285	200	0,52
3,5 x 16	7504K,35016 A2	5410439144292	200	0,60
3,5 x 19	7504K,35019 A2	5410439144308	200	0,60
3,5 x 25	7504K,35025 A2	5410439154505	200	0,76
4,2 x 13	7504K,42013 A2	5410439143349	200	0,80
4,2 x 16	7504K,42016 A2	5410439140690	200	0,92
4,2 x 19	7504K,42019 A2	5410439141031	200	0,96
4,2 x 25	7504K,42025 A2	5410439088459	200	1,12
4,2 x 32	7504K,42032 A2	5410439144247	200	1,36
4,2 x 38	7504K,42038 A2	5410439144315	200	1,48
4,8 x 13	7504K,48013 A2	5410439110006	200	1,04
4,8 x 16	7504K,48016 A2	5410439088503	200	1,16
4,8 x 19	7504K,48019 A2	5410439141291	200	1,24
4,8 x 25	7504K,48025 A2	5410439130790	200	1,48
4,8 x 32	7504K,48032 A2	5410439088541	200	1,76

d x l	art code	EAN	BOX	KG/ BOX
4,8 x 38	7504K,48038 A2	5410439142724	200	1,96
4,8 x 45	7504K,48045 A2	5410439144261	200	2,24
4,8 x 50	7504K,48050 A2	5410439088572	200	2,40
5,5 x 19	7504K,55019 A2	5410439128391	200	1,60
5,5 x 25	7504K,55025 A2	5410439179812	200	1,96
5,5 x 32	7504K,55032 A2	5410439179829	200	2,20
5,5 x 38	7504K,55038 A2	5410439179836	200	2,44
5,5 x 45	7504K,55045 A2	5410439179843	200	2,96
5,5 x 50	7504K,55050 A2	5410439179850	200	3,12
6,3 x 19	7504K,63019 A2	5410439179874	200	2,40
6,3 x 25	7504K,63025 A2	5410439169363	200	2,92
6,3 x 32	7504K,63032 A2	5410439179898	200	3,36
6,3 x 38	7504K,63038 A2	5410439179904	200	3,96
6,3 x 45	7504K,63045 A2	5410439179911	200	4,08
6,3 x 50	7504K,63050 A2	5410439179928	200	4,48

Din 7504 (09/1995)

SELF DRILLING SCREW

ZELFBORENDE SCHROEF

VIS AUTOFORANTE

BOHRSCHRAUBE

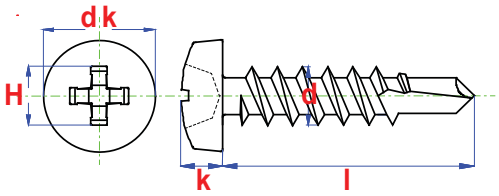

Z
zinc pl.

material : Hardened steel	**materiaal :** Gehard staal	**matière :** Acier trempé	**Werkstoff :** Gehärtet Stahl
type : M Pan Head	**type :** M met halfbolle cilinderkop	**type :** M tête cylindrique bombée	**Typ :** M mit Linsenkopf
surface : zinc plated	**oppervlak :** verzinkt	**surface :** zingué	**Oberfläche :** verzinkt

Technical properties / Technische gegevens / Données techniques / Technische Daten

d	dk	drill cap.	k	H	k max	S	Shear	Tensile	Torsion
d 2,9	5,6	1,90	2,4	nr 1	3,4	5,5	3650 N	6000 N	3800 N
d 3,5	7,0	2,25	2,6	nr 2					
d 4,8	9,5	4,40	3,7	nr 2					
d 5,5	11,0	5,25	4,0	nr 3					

d x l	art code	EAN	BOX	KG/ BOX
2,9 x 10	7504N,290095Z	5410439149693	200	0,20
2,9 x 13	7504N,29013 Z	5410439188975	200	0,28
2,9 x 19	7504N,29019 Z	5410439209090	200	0,36
3,5 x 10	7504N,350095Z	5410439089739	200	0,36
3,5 x 13	7504N,35013 Z	5410439088725	200	0,40
3,5 x 16	7504N,35016 Z	5410439088732	200	0,48
3,5 x 19	7504N,35019 Z	5410439088756	200	0,56
3,5 x 22	7504N,35022 Z	5410439146531	200	0,60
3,5 x 25	7504N,35025 Z	5410439088763	200	0,64
3,5 x 32	7504N,35032 Z	5410439088770	200	0,80
3,5 x 38	7504N,35038 Z	5410439110167	200	0,96
3,9 x 13	7504N,39013 Z	5410439109987	200	0,52
3,9 x 16	7504N,39016 Z	5410439146548	200	0,56
3,9 x 19	7504N,39019 Z	5410439146555	200	0,64
3,9 x 22	7504N,39022 Z	5410439307628	200	0,76
3,9 x 25	7504N,39025 Z	5410439104692	200	0,80
3,9 x 32	7504N,39032 Z	5410439110174	200	1,00
3,9 x 38	7504N,39038 Z	5410439107860	200	1,16
4,2 x 13	7504N,42013 Z	5410439088800	200	0,64
4,2 x 16	7504N,42016 Z	5410439088824	200	0,68
4,2 x 19	7504N,42019 Z	5410439088848	200	0,80
4,2 x 22	7504N,42022 Z	5410439149891	200	0,88
4,2 x 25	7504N,42025 Z	5410439088855	200	0,96
4,2 x 32	7504N,42032 Z	5410439088862	200	1,16

d x l	art code	EAN	BOX	KG/ BOX
4,2 x 38	7504N,42038 Z	5410439146562	200	1,36
4,2 x 45	7504N,42045 Z	5410439110181	200	1,56
4,2 x 50	7504N,42050 Z	5410439110198	200	1,64
4,2 x 63	7504N,42063 Z	5410439120296	200	2,08
4,8 x 13	7504N,48013 Z	5410439088879	200	0,92
4,8 x 16	7504N,48016 Z	5410439088893	200	1,04
4,8 x 19	7504N,48019 Z	5410439088909	200	1,12
4,8 x 22	7504N,48022 Z	5410439111218	200	1,28
4,8 x 25	7504N,48025 Z	5410439088923	200	1,36
4,8 x 32	7504N,48032 Z	5410439088930	200	1,52
4,8 x 38	7504N,48038 Z	5410439088947	200	1,80
4,8 x 45	7504N,48045 Z	5410439146579	200	2,12
4,8 x 50	7504N,48050 Z	5410439146586	200	2,28
4,8 x 63	7504N,48063 Z	5410439110266	200	2,80
4,8 x 80	7504N,48080 Z	5410439342735	200	3,36
5,5 x 19	7504N,55019 Z	5410439146593	200	1,40
5,5 x 25	7504N,55025 Z	5410439146609	200	1,76
5,5 x 32	7504N,55032 Z	5410439110211	200	2,12
5,5 x 38	7504N,55038 Z	5410439110228	200	2,44
5,5 x 45	7504N,55045 Z	5410439168403	200	2,72
5,5 x 50	7504N,55050 Z	5410439123907	200	3,00
5,5 x 63	7504N,55063 Z	5410439110204	200	3,64
6,3 x 19	7504N,63019 Z	5410439124027	200	2,00
6,3 x 25	7504N,63025 Z	5410439110235	200	2,40

Z
zinc pl.

material : Hardened steel **type :** M Pan Head **surface :** zinc plated	**materiaal :** Gehard staal **type :** M met halfbolle cilinderkop **oppervlak :** verzinkt	**matière :** Acier trempé **type :** M tête cylindrique bombée **surface :** zingué	**Werkstoff :** Gehärtet Stahl **Typ :** M mit Linsenkopf **Oberfläche :** verzinkt

d x l	art code	EAN	BOX	KG/ BOX
6,3 x 32	7504N,63032 Z	5410439110242	200	0,20
6,3 x 38	7504N,63038 Z	5410439109949	200	3,28
6,3 x 45	7504N,63045 Z	5410439180023	200	3,88

d x l	art code	EAN	BOX	KG/ BOX
6,3 x 50	7504N,63050 Z	5410439110259	200	4,08
6,3 x 63	7504N,63063 Z	5410439180030	200	5,08

H

Din 7504 (09/1995)

SELF DRILLING SCREW

ZELFBORENDE SCHROEF

VIS AUTOFORANTE

BOHRSCHRAUBE

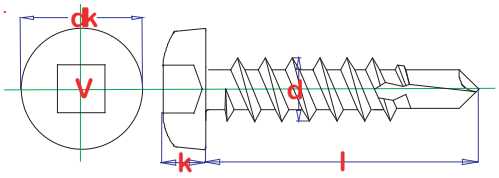

Z
zinc pl.

material : Hardened steel	**materiaal :** Gehard staal	**matière :** Acier trempé	**Werkstoff :** Gehärtet Stahl
type : Pan head/square recess	**type :** panhead met vierkantindruk	**type :** Tête cylindr./empreinte carré	**Typ :** Linsenkopf mit Vierkant Schlitz
surface : zinc plated	**oppervlak :** verzinkt	**surface :** zingué	**Oberfläche :** verzinkt

Technical properties / Technische gegevens / Données techniques / Technische Daten

d	dk	drill cap.	k	V	k max	S	Shear	Tensile	Torsion
d 3,5	7,0	2,25	2,6	nr 1	3,4	5,5	3650 N	6000 N	3800 N
d 4,8	9,5	4,40	3,7	nr 2					

d x l	art code	EAN	BOX	KG/ BOX
3,5 x 10	VZBCK,350095Z	5410439213509	200	0,40
3,5 x 13	VZBCK,35013 Z	5410439213516	200	0,40
3,5 x 16	VZBCK,35016 Z	5410439213523	200	0,48
3,5 x 19	VZBCK,35019 Z	5410439213530	200	0,56
3,9 x 16	VZBCK,39016 Z	5410439213554	200	0,56
3,9 x 19	VZBCK,39019 Z	5410439213561	200	0,68
4,2 x 13	VZBCK,42013 Z	5410439213578	200	0,60
4,2 x 16	VZBCK,42016 Z	5410439213585	200	0,72
4,2 x 19	VZBCK,42019 Z	5410439213592	200	0,80
4,2 x 25	VZBCK,42025 Z	5410439213608	200	0,96
4,2 x 32	VZBCK,42032 Z	5410439213615	200	1,16

d x l	art code	EAN	BOX	KG/ BOX
4,2 x 38	VZBCK,42038 Z	5410439213622	200	1,28
4,2 x 50	VZBCK,42050 Z	5410439213639	200	1,68
4,2 x 63	VZBCK,42063 Z	5410439213646	200	2,12
4,8 x 13	VZBCK,48013 Z	5410439213653	200	0,88
4,8 x 16	VZBCK,48016 Z	5410439213660	200	1,08
4,8 x 19	VZBCK,48019 Z	5410439213677	200	1,16
4,8 x 25	VZBCK,48025 Z	5410439213684	200	1,40
4,8 x 32	VZBCK,48032 Z	5410439213691	200	1,56
4,8 x 38	VZBCK,48038 Z	5410439213707	200	1,84
4,8 x 50	VZBCK,48050 Z	5410439213714	200	2,28

Din 7504 (09/1995)

SELF DRILLING SCREW

ZELFBORENDE SCHROEF

VIS AUTOFORANTE

BOHRSCHRAUBE

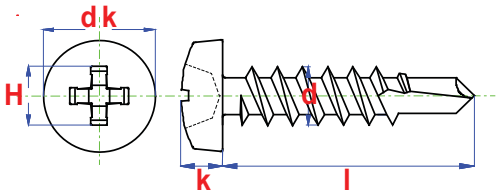

A2 inox

material : Stainless steel A2	**materiaal :** Inox A2	**matière :** Inox A2	**Werkstoff :** Edelstahl A2
type : panhead	**type :** M met halfbolle cilinderkop	**type :** tête cylindrique bombé	**Typ :** Linsenkopf
surface : plain	**oppervlak :** blank	**surface :** brut	**Oberfläche :** roh

Technical properties / Technische gegevens / Données techniques / Technische Daten

d	dk	drill cap.	k	H	k max	S	Shear	Tensile	Torsion
d 3,5	7,0	2,25	2,6	nr2	3,4	5,5	3650 N	6000 N	3800 N
d 4,8	9,5	4,40	3,7	nr2					

d x l	art code	EAN	BOX	KG/ BOX
3,5 x 10	7504N,350095A2	5410439180054	200	0,36
3,5 x 13	7504N,35013 A2	5410439088718	200	0,44
3,5 x 16	7504N,35016 A2	5410439107822	200	0,48
3,5 x 19	7504N,35019 A2	5410439088749	200	0,56
3,5 x 25	7504N,35025 A2	5410439142861	200	0,68
3,9 x 13	7504N,39013 A2	5410439141307	200	0,52
3,9 x 16	7504N,39016 A2	5410439088787	200	0,64
3,9 x 19	7504N,39019 A2	5410439140683	200	0,68
3,9 x 25	7504N,39025 A2	5410439088794	200	0,84
3,9 x 32	7504N,39032 A2	5410439142465	200	1,00
3,9 x 38	7504N,39038 A2	5410439142595	200	1,16
4,2 x 13	7504N,42013 A2	5410439305945	200	0,60
4,2 x 16	7504N,42016 A2	5410439088817	200	0,72
4,2 x 19	7504N,42019 A2	5410439088831	200	0,76

d x l	art code	EAN	BOX	KG/ BOX
4,2 x 25	7504N,42025 A2	5410439304894	200	0,96
4,2 x 32	7504N,42032 A2	5410439141284	200	1,16
4,2 x 38	7504N,42038 A2	5410439141802	200	1,36
4,8 x 13	7504N,48013 A2	5410439144094	200	0,88
4,8 x 16	7504N,48016 A2	5410439088886	200	1,00
4,8 x 19	7504N,48019 A2	5410439140317	200	1,12
4,8 x 22	7504N,48022 A2	5410439088916	200	1,28
4,8 x 25	7504N,48025 A2	5410439141932	200	1,40
4,8 x 32	7504N,48032 A2	5410439110037	200	1,60
4,8 x 38	7504N,48038 A2	5410439108034	200	1,96
4,8 x 45	7504N,48045 A2	5410439141550	200	2,24
4,8 x 50	7504N,48050 A2	5410439431835	200	2,36
4,8 x 60	7504N,48060 A2	5410439224956	200	2,68

Din 7504 (09/1995)

SELF DRILLING SCREW

ZELFBORENDE SCHROEF

VIS AUTOFORANTE

BOHRSCHRAUBE

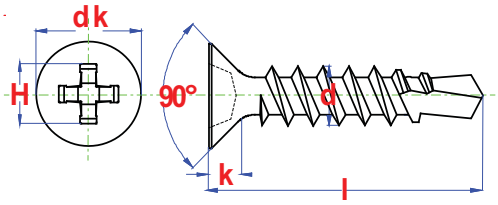

Z
zinc pl.

material : Hardened steel	**materiaal :** Gehard staal	**matière :** Acier trempé	**Werkstoff :** Gehärtet Stahl
type : countersunk head cross recessed H	**type :** verzonken kop - Phillipsindruk	**type :** tête fraisée emprinte Phillips	**Typ :** Senkkopf Phillips-Kreuzschlitz
surface : zinc plated	**oppervlak :** verzinkt	**surface :** zingué	**Oberfläche :** verzinkt

Technical properties / Technische gegevens / Données techniques / Technische Daten

d	dk	drill cap.	k	H	k max	S	Shear	Tensile	Torsion
d 2,9	5,5	1,9	1,7	nr 1	3,4	5,5	3650 N	6000 N	3800 N
d 3,5	7,3	2,25	2,35	nr 2					
d 4,8	9,3	4,4	2,8	nr 2					
d 5,5	10,3	5,25	3,0	nr 3					

d x l	art code	EAN	BOX	KG/ BOX
2,9 x 13	7504P,29013 Z	5410439188982	200	0,20
3,5 x 10	7504P,350095Z	5410439110150	200	0,32
3,5 x 13	7504P,35013 Z	5410439088954	200	0,32
3,5 x 16	7504P,35016 Z	5410439088978	200	0,36
3,5 x 19	7504P,35019 Z	5410439088985	200	0,44
3,5 x 22	7504P,35022 Z	5410439090902	200	0,52
3,5 x 25	7504P,35025 Z	5410439088992	200	0,56
3,5 x 32	7504P,35032 Z	5410439120265	200	0,72
3,5 x 38	7504P,35038 Z	5410439120272	200	0,80
3,9 x 13	7504P,39013 Z	5410439090919	200	0,40
3,9 x 16	7504P,39016 Z	5410439146623	200	0,44
3,9 x 19	7504P,39019 Z	5410439146630	200	0,52
3,9 x 22	7504P,39022 Z	5410439180085	200	0,60
3,9 x 25	7504P,39025 Z	5410439090926	200	0,68
3,9 x 32	7504P,39032 Z	5410439090933	200	0,84
3,9 x 38	7504P,39038 Z	5410439090940	200	1,00
3,9 x 45	7504P,39045 Z	5410439090957	200	1,20
4,2 x 13	7504P,42013 Z	5410439089012	200	0,48
4,2 x 16	7504P,42016 Z	5410439089029	200	0,52
4,2 x 19	7504P,42019 Z	5410439089036	200	0,64
4,2 x 22	7504P,42022 Z	5410439174411	200	0,72
4,2 x 25	7504P,42025 Z	5410439089050	200	0,84
4,2 x 32	7504P,42032 Z	5410439089067	200	1,00
4,2 x 38	7504P,42038 Z	5410439090964	200	1,16

d x l	art code	EAN	BOX	KG/ BOX
4,2 x 45	7504P,42045 Z	5410439090971	200	1,36
4,2 x 50	7504P,42050 Z	5410439120319	200	1,52
4,2 x 63	7504P,42063 Z	5410439125857	200	1,88
4,8 x 13	7504P,48013 Z	5410439125871	200	0,60
4,8 x 16	7504P,48016 Z	5410439089074	200	0,72
4,8 x 19	7504P,48019 Z	5410439089081	200	0,84
4,8 x 22	7504P,48022 Z	5410439090988	200	0,92
4,8 x 25	7504P,48025 Z	5410439089104	200	1,04
4,8 x 32	7504P,48032 Z	5410439089111	200	1,28
4,8 x 38	7504P,48038 Z	5410439089128	200	1,52
4,8 x 45	7504P,48045 Z	5410439146647	200	1,80
4,8 x 50	7504P,48050 Z	5410439089135	200	1,92
4,8 x 63	7504P,48063 Z	5410439090995	200	2,44
4,8 x 75	7504P,48075 Z	5410439120326	200	2,92
4,8 x 80	7504P,48080 Z	5410439125888	200	3,16
5,5 x 19	7504P,55019 Z	5410439090803	200	1,04
5,5 x 25	7504P,55025 Z	5410439090810	200	1,24
5,5 x 32	7504P,55032 Z	5410439146654	200	1,60
5,5 x 38	7504P,55038 Z	5410439090827	200	1,84
5,5 x 45	7504P,55045 Z	5410439090834	200	2,28
5,5 x 50	7504P,55050 Z	5410439090841	200	2,52
5,5 x 63	7504P,55063 Z	5410439125895	200	3,24
6,3 x 19	7504P,63019 Z	5410439143219	200	1,76
6,3 x 22	7504P,63022 Z	5410439149983	200	1,64

Z
zinc pl.

material : Hardened steel	**materiaal :** Gehard staal	**matière :** Acier trempé	**Werkstoff :** Gehärtet Stahl
type : countersunk head cross recessed H	**type :** verzonken kop - Phillipsindruk	**type :** tête fraisée emprinte Phillips	**Typ :** Senkkopf Phillips-Kreuzschlitz
surface : zinc plated	**oppervlak :** verzinkt	**surface :** zingué	**Oberfläche :** verzinkt

d x l	art code	EAN	BOX	KG/ BOX
6,3 x 25	7504P,63025 Z	5410439108171	200	1,60
6,3 x 32	7504P,63032 Z	5410439108188	200	2,16
6,3 x 38	7504P,63038 Z	5410439108195	200	2,64
6,3 x 45	7504P,63045 Z	5410439090858	200	3,20

d x l	art code	EAN	BOX	KG/ BOX
6,3 x 50	7504P,63050 Z	5410439090865	200	3,32
6,3 x 63	7504P,63063 Z	5410439110143	200	4,24
6,3 x 70	7504P,63070 Z	5410439209281	200	5,08

Din 7504 (09/1995)

SELF DRILLING SCREW

ZELFBORENDE SCHROEF

VIS AUTOFORANTE

BOHRSCHRAUBE

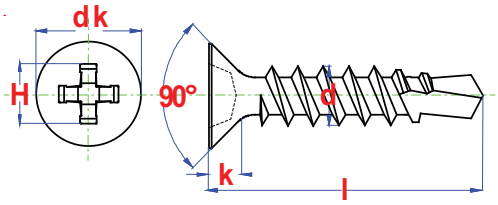

A2 inox

material : Stainless steel A2	**materiaal :** Inox A2	**matière :** Inox A2	**Werkstoff :** Edelstahl A2
type : countersunk head	**type :** verzonken kop met indruk H	**type :** tête fraisée	**Typ :** mit Senkkopf
surface : plain	**oppervlak :** blank	**surface :** brut	**Oberfläche :** roh

Technical properties / Technische gegevens / Données techniques / Technische Daten

d	dk	drill cap.	k	H	k max	S	Shear	Tensile	Torsion
d 3,5	7,3	2,25	2,1	nr2	3,4	5,5	3650 N	6000 N	3800 N
d 4,8	9,3	4,4	2,8	nr2					

d x l	art code	EAN	BOX	KG/ BOX
3,5 x 13	7504P,35013 A2	5410439144155	200	0,36
3,5 x 16	7504P,35016 A2	5410439088961	200	0,40
3,5 x 19	7504P,35019 A2	5410439144124	200	0,48
3,5 x 25	7504P,35025 A2	5410439144179	200	0,56
3,9 x 13	7504P,39013 A2	5410439107945	200	0,40
3,9 x 16	7504P,39016 A2	5410439142601	200	0,48
3,9 x 19	7504P,39019 A2	5410439089005	200	0,56
3,9 x 22	7504P,39022 A2	5410439144186	200	0,60
3,9 x 25	7504P,39025 A2	5410439142618	200	0,68
3,9 x 32	7504P,39032 A2	5410439142625	200	0,84
3,9 x 38	7504P,39038 A2	5410439142632	200	1,04
4,2 x 13	7504P,42013 A2	5410439142328	200	0,52
4,2 x 16	7504P,42016 A2	5410439140607	200	0,56
4,2 x 19	7504P,42019 A2	5410439180115	200	0,64

d x l	art code	EAN	BOX	KG/ BOX
4,2 x 22	7504P,42022 A2	5410439144193	200	0,72
4,2 x 25	7504P,42025 A2	5410439089043	200	0,80
4,2 x 32	7504P,42032 A2	5410439141314	200	1,00
4,2 x 38	7504P,42038 A2	5410439107075	200	1,16
4,8 x 13	7504P,48013 A2	5410439107549	200	0,68
4,8 x 16	7504P,48016 A2	5410439144056	200	0,76
4,8 x 19	7504P,48019 A2	5410439140614	200	0,88
4,8 x 25	7504P,48025 A2	5410439089098	200	1,00
4,8 x 32	7504P,48032 A2	5410439143141	200	1,40
4,8 x 38	7504P,48038 A2	5410439107556	200	1,56
4,8 x 45	7504P,48045 A2	5410439144209	200	1,80
4,8 x 50	7504P,48050 A2	5410439107563	200	1,96
4,8 x 60	7504P,48060 A2	5410439390323	200	2,40

SELF DRILLING SCREW WITH WINGS/RIPS

ZELFBORENDE SCHROEF MET VLEUGELS EN RIBBEN

VIS AUTOFORANTE AVEC AILETTES/NERVURES

SENK-BOHRSCHRAUBE MIT FLÜGEL/FRÄSERIBBEN

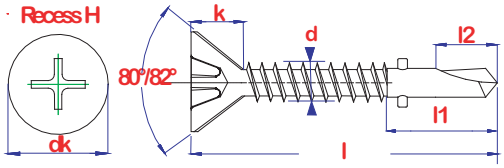

Z
zinc pl.

material : Hardened steel	**materiaal :** Gehard staal	**matière :** Acier trempé	**Werkstoff :** Gehärtet Stahl
type : csk head phillips	**type :** verz. kop met philips indruk	**type :** tête fraisée a empr. phillips	**Typ :** Senkkopf mit Kreutzschlitz
surface : zinc plated	**oppervlak :** verzinkt	**surface :** zingué	**Oberfläche :** verzinkt

Technical properties / Technische gegevens / Données techniques / Technische Daten

d	dk	k	l1	l2	H
d 4,2	8,43	2,79	10,45	7	nr 2
d 4,8	9,77	3,17	12,45	8	
d 5,5	11,00	4,30		8	nr 3

d x l	art code	EAN	BOX	KG/ BOX
4,2 x 25	VTEKS,42025 Z	5410439006408	200	0,84
4,2 x 32	VTEKS,42032 Z	5410439006415	200	0,96
4,2 x 38	VTEKS,42038 Z	5410439181051	200	1,16
4,8 x 25	VTEKS,48025 Z	5410439181075	200	1,12
4,8 x 32	VTEKS,48032 Z	5410439134019	200	1,36
4,8 x 38	VTEKS,48038 Z	5410439131537	200	1,60
4,8 x 45	VTEKS,48045 Z	5410439131544	200	1,88

d x l	art code	EAN	BOX	KG/ BOX
4,8 x 50	VTEKS,48050 Z	5410439181082	200	2,04
5,5 x 38	VTEKS,55038 Z	5410439006422	200	2,08
5,5 x 45	VTEKS,55045 Z	5410439006439	200	2,36
5,5 x 50	VTEKS,55050 Z	5410439006446	200	2,72
6,3 x 50	VTEKS,63050 Z	5410439107693	200	3,64
6,3 x 60	VTEKS,63060 Z	5410439147491	200	4,28
6,3 x 65	VTEKS,63065 Z	5410439006453	200	4,64

SELF DRILLING SCREW WITH WINGS/RIPS

ZELFBORENDE SCHROEF MET VLEUGELS EN RIBBEN

VIS AUTOFORANTE AVEC AILETTES/NERVURES

SENK-BOHRSCHRAUBE MIT FLÜGEL/FRÄSERIBBEN

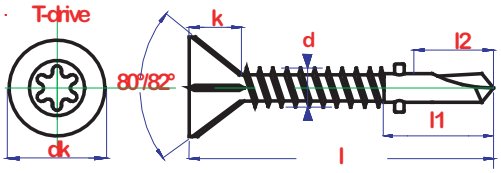

Z
zinc pl.

material : Hardened steel	**materiaal :** Gehard staal	**matière :** Acier trempé	**Werkstoff :** Gehärtet Stahl
type : countersunk head T-drive	**type :** Verzonken kop met T-drive	**type :** tête fraisée a empreinte T-drive	**Typ :** Senkkopf mit T-drive
surface : zinc plated	**oppervlak :** verzinkt	**surface :** zingué	**Oberfläche :** verzinkt

Technical properties / Technische gegevens / Données techniques / Technische Daten

d	dk	k	l1	l2	Tx
d 6,3	12,67	3,85	19,9	13,9	Tx 30

d x l	art code	EAN	BOX	KG/ BOX
6,3 x 50	VTEKS,63050TZ	5410439192828	200	3,60
6,3 x 60	VTEKS,63060TZ	5410439150385	200	4,20

d x l	art code	EAN	BOX	KG/ BOX
6,3 x 70	VTEKS,63070TZ	5410439437684	200	4,92
6,3 x 80	VTEKS,63080TZ	5410439006460	200	5,64

pgb - ZBBKR

SELF DRILLING SCREW WAFER HEAD

ZELFBORENDE SCHROEF PLATBOLKOP + RONDEL

VIS AUTOFORANTE TÊTE BOMBÉE + RONDELLE

BOHRSCHRAUBE RUNDKOPF MIT FLANSCH

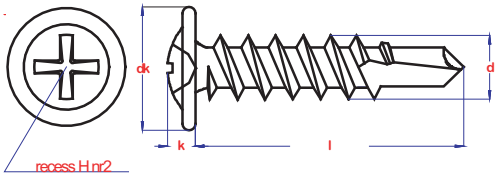

Z
zinc pl.

material : Hardenend steel	**materiaal :** Gehard staal	**matière :** Acier trempé	**Werkstoff :** Gehärtet Stahl
type : standard box packing	**type :** standaard verpakking	**type :** emballage standard	**Typ :** Normalpackung
surface : zinc plated	**oppervlak :** verzinkt	**surface :** zingué	**Oberfläche :** verzinkt

Technical properties / Technische gegevens / Données techniques / Technische Daten

d	dk	k
d 4,2	9,75	2,36

d x l	art code	EAN	BOX	KG/ BOX
4,2 x 13	ZBBKR,42013 Z	5902134400839	1000	16,00
4,2 x 16	ZBBKR,42016 Z	5902134400846	1000	19,00
4,2 x 19	ZBBKR,42019 Z	5902134400853	1000	20,00

d x l	art code	EAN	BOX	KG/ BOX
4,2 x 25	ZBBKR,42025 Z	5902134401553	500	6,00
4,2 x 32	ZBBKR,42032 Z	5902134401560	500	7,75
4,2 x 38	ZBBKR,42038 Z	5902134711201	500	9,25

pgb - ZBBKR

SELF DRILLING SCREW WAFER HEAD

ZELFBORENDE SCHROEF PLATBOLKOP + RONDEL

VIS AUTOFORANTE TÊTE BOMBÉE + RONDELLE

BOHRSCHRAUBE RUNDKOPF MIT FLANSCH

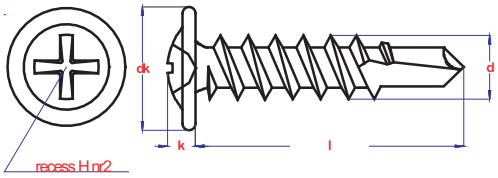

Z
zinc pl.

material : Hardenend steel	**materiaal :** Gehard staal	**matière :** Acier trempé	**Werkstoff :** Gehärtet Stahl
type : micro box packing	**type :** microverpakking	**type :** emballage micro	**Typ :** Micropackung
surface : zinc plated	**oppervlak :** verzinkt	**surface :** zingué	**Oberfläche :** verzinkt

Technical properties / Technische gegevens / Données techniques / Technische Daten

d	dk	k
d 4,2	9,75	2,36

d x l	art code	EAN	BOX	KG/ BOX
4,2 x 13	ZBBKRK42013 Z	5410439346993	200	0,60
4,2 x 16	ZBBKRK42016 Z	5410439332033	200	0,72

d x l	art code	EAN	BOX	KG/ BOX
4,2 x 19	ZBBKRK42019 Z	5410439640633	200	0,84

H

CLADDING SCREW WITH POINT/COARSE THREAD

GEVELSCHROEF MET PUNT VOOR HOUT

VIS DE BARDAGE AVEC POINTE/FILET GROS

FASSADENBAUSCHRAUBE MIT SPITZE/GROBGEWINDE

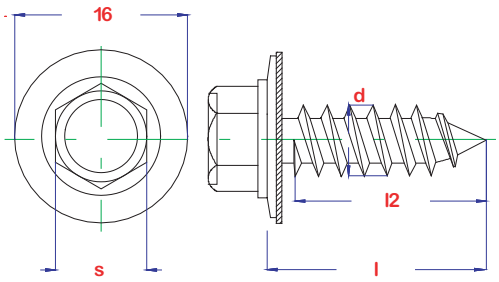

A2 inox

material : Stainless steel A2	**materiaal :** Inox A2	**matière :** Inox A2	**Werkstoff :** Edelstahl A2
type : with EPDM-washer 16mm	**type :** met neopreenring 16mm	**type :** avec rondelle etanchéité 16mm	**Typ :** mit Neoprene-Scheibe 16mm
surface : plain	**oppervlak :** blank	**surface :** brut	**Oberfläche :** roh

Technical properties / Technische gegevens /
Données techniques / Technische Daten

d x l	art code	EAN	BOX	KG/ BOX	l2	s
6,5 x 19	GSP16,63019 A2	5410439126168	200	2,88	19	3/8”
6,5 x 25	GSP16,63025 A2	5410439126175	200	3,24	25	3/8”
6,5 x 32	GSP16,63032 A2	5410439126182	200	3,64	32	3/8”
6,5 x 38	GSP16,63038 A2	5410439126199	200	4,04	38	3/8”
6,5 x 50	GSP16,63050 A2	5410439126212	200	4,96	50	3/8”
6,5 x 64	GSP16,63064 A2	5410439126229	200	6,04	64	3/8”
6,5 x 75	GSP16,63075 A2	5410439126236	200	6,88	75	3/8”
6,5 x 90	GSP16,63090 A2	5410439126243	200	7,84	90	3/8”
6,5 x 100	GSP16,63100 A2	5410439126250	100	2,12	100	3/8”
6,5 x 130	GSP16,63130 A2	5410439126267	100	1,00	130	3/8”
6,5 x 150	GSP16,63150 A2	5410439126274	100	2,94	150	3/8”

CLADDING SCREW WITH POINT T17 FOR WOOD

GEVELSCHROEF MET LEPELPUNT VOOR HOUT

VIS DE BARDAGE AVEC POINTE 17 POUR BOIS

FASSADENBAUSCHRAUBE MIT LÖFFELSPITZE FÜR HOLZ

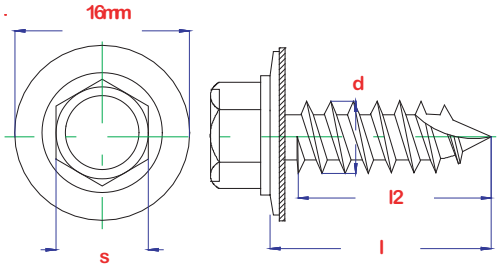

Z
zinc pl.

material : Hardened steel	**materiaal :** Gehard staal	**matière :** Acier trempé	**Werkstoff :** Gehärtet Stahl
type : with EPDM-washer 16mm	**type :** met neopreenring 16mm	**type :** avec rond. étanche 16mm	**Typ :** mit Neoprene-Scheibe 16mm
surface : zinc plated	**oppervlak :** verzinkt	**surface :** zingué	**Oberfläche :** verzinkt

Technical properties / Technische gegevens /
Données techniques / Technische Daten

d x l	art code	EAN	BOX	KG/ BOX	l	s
6,5 x 19	GSL16,65019 Z	5410439403627	200	3,16	19	3/8”
6,5 x 25	GSL16,65025 Z	5410439403634	200	3,52	25	3/8”
6,5 x 32	GSL16,65032 Z	5410439403641	100	0,99	32	3/8”
6,5 x 38	GSL16,65038 Z	5410439403603	100	1,08	38	3/8”
6,5 x 50	GSL16,65050 Z	5410439403610	100	1,29	50	3/8”
6,5 x 64	GSL16,65064 Z	5410439403658	100	1,53	64	3/8”
6,5 x 75	GSL16,65075 Z	5410439403665	100	1,70	75	3/8”
6,5 x 90	GSL16,65090 Z	5410439403672	100	1,94	75	3/8”
6,5 x 100	GSL16,65100 Z	5410439403689	100	2,15	75	3/8”
6,5 x 115	GSL16,65115 Z	5410439403696	100	2,36	75	3/8”
6,5 x 130	GSL16,65130 Z	5410439403702	100	2,62	75	3/8”
6,5 x 150	GSL16,65150 Z	5410439403719	100	2,99	75	3/8”
6,5 x 175	GSL16,65175 Z	5410439403726	100	3,42	75	3/8”

Z
zinc pl.

material : Tempered steel	**materiaal :** Gehard staal	**matière :** Acier trempé	**Werkstoff :** Gehärtet Stahl
type : with EPDM-washer 19mm	**type :** met neopreenring 19mm	**type :** avec rond. étanche 19mm	**Typ :** mit EPDM-Scheibe 19mm
surface : zinc plated	**oppervlak :** verzinkt	**surface :** zingué	**Oberfläche :** verzinkt

Technical properties / Technische gegevens /
Données techniques / Technische Daten

d x l	art code	EAN	BOX	KG/ BOX	l	s
6,5 x 19	GSL19,65019 Z	5410439372558	100	0,86		
6,5 x 25	GSL19,65025 Z	5410439372565	100	0,95		
6,5 x 32	GSL19,65032 Z	5410439372664	100	1,08		
6,5 x 38	GSL19,65038 Z	5410439372800	100	1,19		
6,5 x 50	GSL19,65050 Z	5410439372817	100	1,41		
6,5 x 64	GSL19,65064 Z	5410439372824	100	1,62		
6,5 x 75	GSL19,65075 Z	5410439410434	100	1,72	75	3/8”
6,5 x 90	GSL19,65090 Z	5410439410441	100	2,08	75	3/8”
6,5 x 100	GSL19,65100 Z	5410439372862	100	2,14		
6,5 x 115	GSL19,65115 Z	5410439410458	100	2,53	75	3/8”
6,5 x 130	GSL19,65130 Z	5410439410465	100	2,72	75	3/8”
6,5 x 150	GSL19,65150 Z	5410439372848	100	3,06		
6,5 x 175	GSL19,65175 Z	5410439372855	100	3,48		

CLADDING SCREW BLUNT/FINE THREAD

GEVELSCHROEF STOMP VOOR METAAL

VIS DE BARDAGE À BOUT PLAT/FILET FIN

FASSADENBAUSCHRAUBE MIT ZAPFEN/FEINGEWINDE

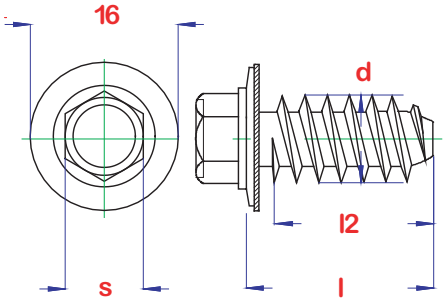

Z
zinc pl.

material : Hardened steel	**materiaal :** Gehard staal	**matière :** Acier trempé	**Werkstoff :** Gehärtet Stahl
type : with EPDM-washer 16mm	**type :** met neopreenring 16mm	**type :** avec rondelle d'étanchéité 16mm	**Typ :** mit Neoprene-Scheibe 16mm
surface : zinc plated	**oppervlak :** verzinkt	**surface :** zingué	**Oberfläche :** verzinkt

Technical properties / Technische gegevens /
Données techniques / Technische Daten

d x l	art code	EAN	BOX	KG/ BOX	l2	s
6,3 x 19	GSS16,63019 Z	5410439139755	200	3,32	19	3/8"
6,3 x 25	GSS16,63025 Z	5410439139816	200	3,80	25	3/8"
6,3 x 32	GSS16,63032 Z	5410439140706	200	4,16	32	3/8"
6,3 x 38	GSS16,63038 Z	5410439141437	200	4,60	38	3/8"
6,3 x 50	GSS16,63050 Z	5410439142908	200	5,40	50	3/8"
6,3 x 64	GSS16,63064 Z	5410439141390	200	6,44	64	3/8"
6,3 x 75	GSS16,63075 Z	5410439139977	200	7,16	75	3/8"
6,3 x 90	GSS16,63090 Z	5410439140713	200	8,08	75	3/8"
6,3 x 100	GSS16,63100 Z	5410439403559	200	8,80	75	3/8"
6,3 x 115	GSS16,63115 Z	5410439141703	100	2,46	75	3/8"
6,3 x 130	GSS16,63130 Z	5410439126434	100	2,73	75	3/8"
6,3 x 150	GSS16,63150 Z	5410439126441	100	3,06	75	3/8"

A2
inox

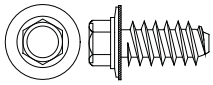

material : Stainless steel A2	**materiaal :** Inox A2	**matière :** Inox A2	**Werkstoff :** Edelstahl A2
type : with EPDM-washer 16mm	**type :** met neopreenring 16mm	**type :** avec rondelle étanchéité 16mm	**Typ :** mit Neoprene-Scheibe 16mm
surface : plain	**oppervlak :** blank	**surface :** brut	**Oberfläche :** roh

Technical properties / Technische gegevens /
Données techniques / Technische Daten

d x l	art code	EAN	BOX	KG/ BOX	l2	s
6,3 x 19	GSS16,63019 A2	5410439126328	200	2,92	19	3/8"
6,3 x 25	GSS16,63025 A2	5410439126335	200	3,32	25	3/8"
6,3 x 32	GSS16,63032 A2	5410439126342	200	3,80	32	3/8"
6,3 x 38	GSS16,63038 A2	5410439126359	200	4,32	38	3/8"
6,3 x 50	GSS16,63050 A2	5410439126366	200	5,20	50	3/8"
6,3 x 64	GSS16,63064 A2	5410439126373	200	5,96	64	3/8"
6,3 x 75	GSS16,63075 A2	5410439126380	200	7,72	75	3/8"
6,3 x 90	GSS16,63090 A2	5410439126397	200	4,00	75	3/8"
6,3 x 115	GSS16,63115 A2	5410439126403	100	2,42	75	3/8"

SELF DRILLING SCREW INCH MEASUREMENTS

ZELFBORENDE SCHROEF INCH KOPMATEN

VIS AUTOFORANTE TÊTE SELON INCH

BOHRSCHRAUBE MIT ZÖLLIGEM KOPFMASSEN

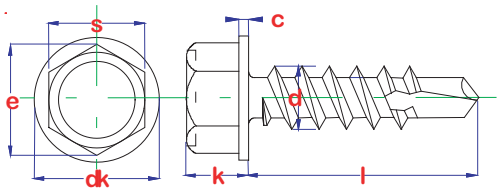

Z
zinc pl.

material : Tempered steel	**materiaal :** Gehard staal	**matière :** Acier trempé	**Werkstoff :** Gehärtet Stahl
type : drill point nr3	**type :** boorpunt nr3	**type :** pointe forante nr3	**Typ :** Bohrspitze nr3
surface : zinc plated	**oppervlak :** verzinkt	**surface :** zingué	**Oberfläche :** verzinkt

Technical properties / Technische gegevens / Données techniques / Technische Daten

d	c min	dk	drill cap.	e	k max	S
d 3,5	0,5	8,7	2	6,91	3,25	1/4”
d 6,3	0,8	13,5	5	10,39	6,45	3/8”

d x l	art code	EAN	BOX	KG/ BOX
3,5 x 10	ZBZSK,350095Z	5410439176026	200	0,44
3,5 x 13	ZBZSK,35013 Z	5410439176033	200	0,48
3,5 x 16	ZBZSK,35016 Z	5410439176040	200	0,64
3,5 x 19	ZBZSK,35019 Z	5410439176057	200	0,60
3,5 x 25	ZBZSK,35025 Z	5410439176064	200	0,00
3,5 x 32	ZBZSK,35032 Z	5410439176071	200	0,88
3,5 x 38	ZBZSK,35038 Z	5410439176088	200	0,00
3,9 x 19	ZBZSK,39019 Z	5410439176170	200	0,00
3,9 x 25	ZBZSK,39025 Z	5410439176187	200	0,00
3,9 x 32	ZBZSK,39032 Z	5410439176194	200	0,00
4,2 x 13	ZBZSK,42013 Z	5410439176095	200	0,00
4,2 x 16	ZBZSK,42016 Z	5410439176101	200	0,84

d x l	art code	EAN	BOX	KG/ BOX
4,2 x 19	ZBZSK,42019 Z	5410439176118	200	0,84
4,2 x 25	ZBZSK,42025 Z	5410439176125	200	1,12
4,2 x 32	ZBZSK,42032 Z	5410439176132	200	1,24
4,2 x 38	ZBZSK,42038 Z	5410439176149	200	1,24
6,3 x 19	ZBZSK,63019 Z	5410439176217	200	2,16
6,3 x 25	ZBZSK,63025 Z	5410439176224	200	2,60
6,3 x 32	ZBZSK,63032 Z	5410439176231	200	0,00
6,3 x 38	ZBZSK,63038 Z	5410439176248	200	3,68
6,3 x 50	ZBZSK,63050 Z	5410439176262	200	4,32
6,3 x 63	ZBZSK,63063 Z	5410439176279	200	5,04
6,3 x 75	ZBZSK,63075 Z	5410439176286	200	6,12

pgb - ZBG16

SELF DRILLING SCREW WITH EPDM 16MM

ZELFBORENDE SCHROEF MET NEOPREEN RING 16MM

VIS AUTOFORANTE AVEC RONDELLE D'ÉTANCHÉITÉ 16MM

BOHRSCHRAUBE MIT NEOPRENE-SCHEIBE 16MM

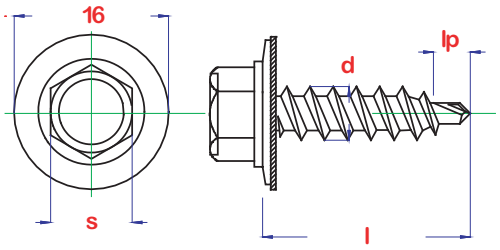

material : Hardened steel	**materiaal :** Gehard staal	**matière :** Acier trempé	**Werkstoff :** Gehärtet Stahl
type : drill point nr1	**type :** boorpunt nr1	**type :** pointe forante nr1	**Typ :** Bohrspitze nr1
surface : zinc plated	**oppervlak :** verzinkt	**surface :** zingué	**Oberfläche :** verzinkt

Technical properties / Technische gegevens /
Données techniques / Technische Daten

d x l	art code	EAN	BOX	KG/ BOX	drill cap.	s
4,8 x 19	ZBG16148019 Z	5410439403481	200	1,96	0,63-2,0	5/16"
6,3 x 25	ZBG16163025 Z	5410439403504	200	3,16	1,00-3,5	3/8"
6,3 x 32	ZBG16163032 Z	5410439403511	200	3,48	1,00-3,5	3/8"
6,3 x 38	ZBG16163038 Z	5410439403528	200	4,08	1,00-3,5	3/8"

pgb - ZBG16

SELF DRILLING SCREW WITH EPDM 16MM

ZELFBORENDE SCHROEF MET NEOPREEN RING 16MM

VIS AUTOFORANTE AVEC RONDELLE D'ÉTANCHÉITÉ 16MM

BOHRSCHRAUBE MIT NEOPRENE-SCHEIBE 16MM

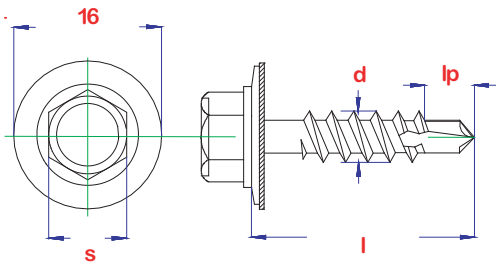

Z
zinc pl.

material : Hardened steel	**materiaal :** Gehard staal	**matière :** Acier trempé	**Werkstoff :** Gehärtet Stahl
type : drill point nr3	**type :** boorpunt nr3	**type :** pointe forante nr3	**Typ :** Bohrspitze nr3
surface : zinc plated	**oppervlak :** verzinkt	**surface :** zingué	**Oberfläche :** verzinkt

Technical properties / Technische gegevens /
Données techniques / Technische Daten

d x l	art code	EAN	BOX	KG/ BOX	drill cap	s
4,8 x 16	ZBG16,48016 Z	5410439125901	200	1,72	1,5-5,0	5/16"
4,8 x 19	ZBG16,48019 Z	5410439125918	200	1,80	1,5-5,0	5/16"
4,8 x 25	ZBG16,48025 Z	5410439125925	200	2,04	1,5-5,0	5/16"
4,8 x 32	ZBG16,48032 Z	5410439125932	200	2,28	1,5-5,0	5/16"
4,8 x 38	ZBG16,48038 Z	5410439125949	200	2,48	1,5-5,0	5/16"
4,8 x 45	ZBG16,48045 Z	5410439180122	200	2,72	1,5-5,0	5/16"
4,8 x 50	ZBG16,48050 Z	5410439180139	200	2,92	1,5-5,0	5/16"
5,5 x 19	ZBG16,55019 Z	5410439125956	200	2,24		5/16"
5,5 x 25	ZBG16,55025 Z	5410439125963	200	2,40		5/16"
5,5 x 32	ZBG16,55032 Z	5410439125970	200	2,96		5/16"
5,5 x 38	ZBG16,55038 Z	5410439125987	200	3,32		5/16"
5,5 x 50	ZBG16,55050 Z	5410439168458	200	3,68		5/16"
5,5 x 75	ZBG16,55075 Z	5410439403153	200	4,88		5/16"
6,3 x 19	ZBG16,63019 Z	5410439125994	200	2,80	2,0-6,0	3/8"
6,3 x 25	ZBG16,63025 Z	5410439305716	200	3,08	2,0-6,0	3/8"
6,3 x 32	ZBG16,63032 Z	5410439126007	200	3,76	2,0-6,0	3/8"
6,3 x 38	ZBG16,63038 Z	5410439126014	200	4,08	2,0-6,0	3/8"
6,3 x 50	ZBG16,63050 Z	5410439126021	200	4,84	2,0-6,0	3/8"
6,3 x 63	ZBG16,63063 Z	5410439126038	200	5,76	2,0-6,0	3/8"
6,3 x 75	ZBG16,63075 Z	5410439126045	200	6,72	2,0-6,0	3/8"
6,3 x 90	ZBG16,63090 Z	5410439165280	200	7,60	2,0-6,0	3/8"
6,3 x 100	ZBG16,63100 Z	5410439126052	200	8,20	2,0-6,0	3/8"
6,3 x 115	ZBG16,63115 Z	5410439126069	100	2,39	2,0-6,0	3/8"
6,3 x 130	ZBG16,63130 Z	5410439180153	100	2,67	2,0-6,0	3/8"
6,3 x 150	ZBG16,63150 Z	5410439180160	100	0,50	2,0-6,0	3/8"

pgb - ZBG16

SELF DRILLING SCREW WITH EPDM 16MM

ZELFBORENDE SCHROEF MET NEOPREEN RING 16MM

VIS AUTOFORANTE AVEC RONDELLE D'ÉTANCHÉITÉ 16MM

BOHRSCHRAUBE MIT NEOPRENE-SCHEIBE 16MM

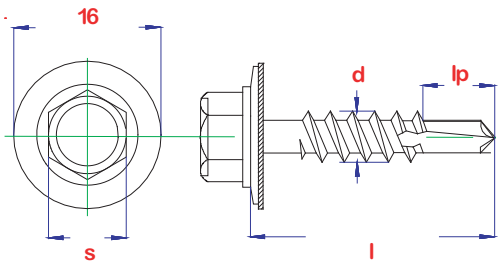

material : Hardened steel	**materiaal :** Gehard staal	**matière :** Acier trempé	**Werkstoff :** Gehärtet Stahl
type : BSD-thread drill point nr5	**type :** BSD-draad boorpunt nr5	**type :** filet BSD pointe nr5	**Typ :** BSD-Gewinde Bohrspitze Nr5
surface : zinc plated	**oppervlak :** verzinkt	**surface :** zingué	**Oberfläche :** verzinkt

Technical properties / Technische gegevens /
Données techniques / Technische Daten

d x l	art code	EAN	BOX	KG/ BOX	s
6,3 x 38	ZBG16563038 Z	5410439362191	200	4,12	3/8

H

pgb - ZBG16

SELF DRILLING SCREW WITH EPDM 16MM

ZELFBORENDE SCHROEF MET NEOPREEN RING 16MM

VIS AUTOFORANTE AVEC RONDELLE D'ÉTANCHÉITÉ 16MM

BOHRSCHRAUBE MIT NEOPRENE-SCHEIBE 16MM

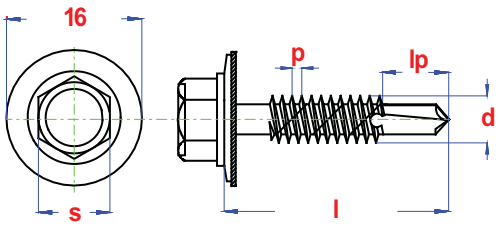

Z
zinc pl.

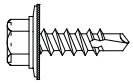

material : Hardened steel	**materiaal :** Gehard staal	**matière :** Acier trempé	**Werkstoff :** Gehärtet Stahl
type : CSD-thread drill point nr5	**type :** CSD-draad boorpunt nr5	**type :** Filet CSD pointe nr5	**Typ :** CSD-Gewinde Bohrspitze Nr5
surface : zinc plated	**oppervlak :** verzinkt	**surface :** zingué	**Oberfläche :** verzinkt

Technical properties / Technische gegevens /
Données techniques / Technische Daten

d x l	art code	EAN	BOX	KG/ BOX	s
5,5 x 32	ZBG16555032 Z	5410439403085	200	2,92	5/16
5,5 x 38	ZBG16555038 Z	5410439403092	200	3,16	5/16
5,5 x 57	ZBG16555057 Z	5410439403108	200	4,32	5/16
5,5 x 75	ZBG16555075 Z	5410439403115	200	5,32	5/16

pgb - ZBG14

Farmer screw

FARMER SCREW WITH DRILLPOINT AND EPDM 14MM

ZELFB. GELAKTE KLEURKOPSCHROEF MET BOORPUNT EN NEOPREEN-RING 14MM

VIS AUTOFORANTE TETE COLORE AVEC POINT FORANTE ET EPDM 14MM

FARMASCHRAUBE MIT BOHRSPITZE UND EPDM 14MM

Z zinc pl. RAL

material : Hardened steel	**materiaal :** Gehard staal	**matière :** Acier trempé	**Werkstoff :** Gehärtet Stahl
type : high UV resistance	**type :** hoge UV bestendigheid	**type :** Résisant aux rayons UV	**Typ :** hohe UV-Beständigkeit
surface : zinc plated	**oppervlak :** verzinkt	**surface :** zingué	**Oberfläche :** verzinkt

Technical properties / Technische gegevens / Données techniques / Technische Daten

RAL	art code	EAN	BOX	KG/ BOX	D	Dim.	E	FR	NL
1001	ZBG14,351001Z	5410439241540	100	0,64	Beige	4,8 x 35	Beige	Beige	Beige
1013	ZBG14,351013Z	5410439241557	100	0,63	Perlweiss	4,8 x 35	Oyster white	Blanc perlé	Parelwit
1015	ZBG14,351015Z	5410439241564	100	0,64	Hellelfenbein	4,8 x 35	Light ivory	Ivoire claire	Licht ivoor
1032	ZBG14,351032Z	5410439241571	100	0,64	Ginstergelb	4,8 x 35	Broom yellow	Jaune genêt	Bremgeel
3002	ZBG14,353002Z	5410439241588	100	0,64	Karminrot	4,8 x 35	Carmine red	Rouge carmin	Karmijnrood
3005	ZBG14,353005Z	5410439241595	100	0,64	Weinrot	4,8 x 35	Wine red	Rouge vin	Wijnrood
3009	ZBG14,353009Z	5410439239271	100	0,64	Oxidrot	4,8 x 35	Oxide red	Rouge oxide	Oxiderood
3011	ZBG14,353011Z	5410439241601	100	0,62	Braunrot	4,8 x 35	Brown red	Rouge brun	Bruinrood
3012	ZBG14,353012Z	5410439241618	100	0,64	Beigerot	4,8 x 35	Beige red	Rouge beige	Beigerood
5001	ZBG14,355001Z	5410439241625	100	0,64	Grünblau	4,8 x 35	Green blue	Bleu vert	Groenblauw
5004	ZBG14,355004Z	5410439241632	100	0,64	Schwarzblau	4,8 x 35	Black blue	Bleu noir	Zwartblauw
5005	ZBG14,355005Z	5410439241649	100	0,64	Signalblau	4,8 x 35	Signal blue	Bleu de sécurité	Signaalblauw
5007	ZBG14,355007Z	5410439241656	100	0,64	Brillantblau	4,8 x 35	Brillant blue	Bleu brillant	Briljantblauw
5011	ZBG14,355011Z	5410439241663	100	0,64	Stahlblau	4,8 x 35	Steel blue	Bleu acier	Staalblauw
5013	ZBG14,355013Z	5410439241670	100	0,64	Kobaltblau	4,8 x 35	Cobalt blue	Bleu cobalt	Kobaltblauw
6001	ZBG14,356001Z	5410439375689	100	0,64	Smaragdgrün	4,8 x 35	Emerald green	Vert émeraude	Smaragdgroen
6002	ZBG14,356002Z	5410439241687	100	0,64	Laubgrün	4,8 x 35	Leaf green	Vert feuillage	Loofgroen
6005	ZBG14,356005Z	5410439239257	100	0,64	Moosgrün	4,8 x 35	Moss green	Vert mousse	Mosgroen
6007	ZBG14,356007Z	5410439241694	100	0,64	Flaschengrün	4,8 x 35	Bottle green	Vert bouteille	Flessegroen
6009	ZBG14,356009Z	5410439375696	100	0,64	Tannengrün	4,8 x 35	Fir green	Vert sapin	Dennegroen
6011	ZBG14,356011Z	5410439428552	100	0,64	Resedagrün	4,8 x 35	Reseda green	Vert réséda	Resedagroen
6016	ZBG14,356016Z	5410439241700	100	0,64	Türkisgrün	4,8 x 35	Turquoise green	Vert turquoise	Turkooisgroen
6020	ZBG14,356020Z	5410439241717	100	0,64	Chromoxidgrün	4,8 x 35	Chrome green	Vert oxide chromique	Chroomoxidegroen
6021	ZBG14,356021Z	5410439239370	100	0,64	Blassgrün	4,8 x 35	Pale green	Vert pâle	Bleekgroen
7003	ZBG14,357003Z	5410439241724	100	0,64	Moosgrau	4,8 x 35	Moss grey	Gris mousse	Mosgrijs
7004	ZBG14,357004Z	5410439241731	100	0,63	Signalgrau	4,8 x 35	Signal grey	Gris de sécurité	Signaalgrijs
7011	ZBG14,357011Z	5410439241748	100	0,64	Eisengrau	4,8 x 35	Iron grey	Gris fer	Ijzergrijs
7012	ZBG14,357012Z	5410439239356	100	0,64	Basaltgrau	4,8 x 35	Basalt grey	Gris basalte	Bazaltgrijs
7015	ZBG14,357015Z	5410439241755	100	0,65	Schiefergrau	4,8 x 35	Slate grey	Gris ardoise	Leigrijs
7016	ZBG14,357016Z	5410439239363	100	0,62	Anthrazitgrau	4,8 x 35	Anthracite grey	Gris anthracite	Antracietgrijs

material : Hardened steel	**materiaal :** Gehard staal	**matière :** Acier trempé	**Werkstoff :** Gehärtet Stahl
type : high UV resistance	**type :** hoge UV bestendigheid	**type :** Résisant aux rayons UV	**Typ :** hohe UV-Beständigkeit
surface : zinc plated	**oppervlak :** verzinkt	**surface :** zingué	**Oberfläche :** verzinkt

Technical properties / Technische gegevens /
Données techniques / Technische Daten

RAL	art code	EAN	BOX	KG/ BOX	D	Dim.	E	FR	NL
7022	ZBG14,357022Z	5410439393416	100	0,64	Umbragrau	4,8 x 35	Umbra grey	Gris terre d'ombre	Ombergrijs
7024	ZBG14,357024Z	5410439428569	100	0,61	Graphitgrau	4,8 x 35	Graphite grey	Gris graphite	Grafietgrijs
7032	ZBG14,357032Z	5410439241762	100	0,63	Kieselgrau	4,8 x 35	Pebble grey	Gris silex	Kiezelgrijs
7036	ZBG14,357036Z	5410439241779	100	0,64	Platingrau	4,8 x 35	Platinum grey	Gris platine	Platinagrijs
8004	ZBG14,358004Z	5410439239264	100	0,61	Kupferbraun	4,8 x 35	Copper brown	Brun cuivré	Koperbruin
8012	ZBG14,358012Z	5410439241786	100	0,64	Rotbraun	4,8 x 35	Red brown	Brun rouge	Roodbruin
8014	ZBG14,358014Z	5410439241793	100	0,63	Sepiabraun	4,8 x 35	Sepia brown	Brun sépia	Sepiabruin
8017	ZBG14,358017Z	5410439241809	100	0,64	Schokoladenbraun	4,8 x 35	Chocolate brown	Brun chocolat	Chocoladebruin
8019	ZBG14,358019Z	5410439239349	100	0,64	Graubraun	4,8 x 35	Grey brown	Brun gris	Grijsbruin
8028	ZBG14,358028Z	5410439241816	100	0,63	Terrabraun	4,8 x 35	Terra brown	Brun terre	Terrabruin
9001	ZBG14,359001Z	5410439241823	100	0,64	Cremeweiss	4,8 x 35	Cream	Blanc crème	Cremewit
9002	ZBG14,359002Z	5410439241830	100	0,64	Grauweiss	4,8 x 35	Grey white	Blanc gris	Grijswit
9004	ZBG14,359004Z	5410439241847	100	0,63	Signalschwarz	4,8 x 35	Signal black	Noir de sécurité	Signaalzwart
9005	ZBG14,359005Z	5410439239240	100	0,61	Tiefschwarz	4,8 x 35	Jet black	Noir foncé	Gitzwart
9006	ZBG14,359006Z	5410439241854	100	0,63	Weissaluminium	4,8 x 35	White aluminium	Aluminium blanc	Blank aluminium
9007	ZBG14,359007Z	5410439241861	100	0,64	Graualuminium	4,8 x 35	Grey aluminium	Aluminium gris	Grijs aluminium
9010	ZBG14,359010Z	5410439239332	100	0,57	Reinweiss	4,8 x 35	Pure white	Blanc pur	Zuiver wit
9011	ZBG14,359011Z	5410439338820	100	0,64	Graphitschwarz	4,8 x 35	Graphite black	Noir graphite	Grafietzwart
9016	ZBG14,359016Z	5410439241878	100	0,64	Verkehrsweiss	4,8 x 35	Traffic white	Blanc signalisation	Verkeerswit
9017	ZBG14,359017Z	5410439428576	100	0,63	Verkehrsschwarz	4,8 x 35	Traffic black	Noir signlisation	Verkeerszwart

SEALING WASHER FOR SELFDRILLING SCREWS

AFDICHTINGSRING VOOR ZELFBORENDE SCHROEVEN

RONDELLE ETANCHE POUR VIS AUTOFORANTE

DICHTSCHEIBE FÜR BOHRSCHRAUBEN

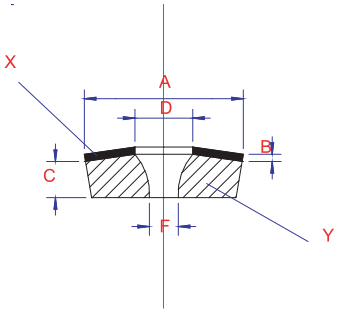

Z
zinc pl.

material : Steel/neoprene grey **type :** standard **surface :** zinc plated	**materiaal :** Staal/neopreen grijs **type :** standaard **oppervlak :** verzinkt	**matière :** Acier/néoprène gris **type :** standard **surface :** zingué	**Werkstoff :** Stahl/Neoprene grau **Typ :** Normalmass **Oberfläche :** verzinkt

Technical properties / Technische gegevens /
Données techniques / Technische Daten

D x A	art code	EAN	BOX	KG/ BOX	B	C	F	X	Y
6,8 x 16	000NR,06316 Z	5410439009942	200	0,72	0,8	2	5,1	steel	neopreen
6,8 x 19	000NR,06319 Z	5410439009966	200	0,92	0,8	2	5,1	steel	neopreen
6,8 x 22	000NR,06322 Z	5410439305914	100	0,38	0,8	2	5,1	steel	neopreen
6,8 x 25	000NR,06325 Z	5410439010009	100	0,50	0,8	2	5,1	steel	neopreen

A2
inox

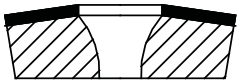

material : Stainless Steel A2 / neoprene black **type :** standard **surface :** plain	**materiaal :** Inox A2 / neopreen zwart **type :** standaard **oppervlak :** blank	**matière :** Inox A2 / néoprène noir **type :** standard **surface :** brut	**Werkstoff :** Edelstahl A2/ Neoprene Schwarz **Typ :** Normalmass **Oberfläche :** roh

Technical properties / Technische gegevens /
Données techniques / Technische Daten

D x A	art code	EAN	BOX	KG/ BOX	B	C	F	X	Y
6,8 x 16	000NR,06316 A2	5410439009935	200	0,64	0,8	2	5,1	steel	neopreen
6,8 x 19	000NR,06319 A2	5410439009959	100	0,25	0,8	2	5,1	steel	neopreen
6,8 x 25	000NR,06325 A2	5410439009997	100	0,45	0,8	2	5,1	steel	neopreen

pgb - AFD06

PROTECTION CAP CLADDING SCREW HEAD 3/8”

AFDEKKAP ZELFB. SCHROEF SW 3/8”

CAPUCHON VIS DE BARDAGE TÊTE 3/8”

ABDECKKAPPE FASSADENBAUSCHRAUBE SW 3/8”

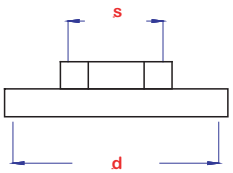

N nylon

RAL

material : Polyamide PA	**materiaal :** Kunststof PA	**matière :** Polyalide PA	**Werkstoff :** Kunststoff PA
type : for washer 16mm	**type :** voor ring 16mm	**type :** pour rondelle 16mm	**Typ :** für Ringe 16mm
surface : after RAL-color	**oppervlak :** volgens RAL-kleur	**surface :** selon couleurs RAL	**Oberfläche :** nach RAL-Farbe

Technical properties / Technische gegevens /
Données techniques / Technische Daten

RAL	art code	EAN	BOX	KG/ BOX	d	D	E	FR	NL
R9007	AFD06,169007N	5410439378918	100	0,07	16mm	Grau Aluminium	Aluminium grey	Aluminium gris	Aluminium grijs
7016	AFD06,168014N	5410439378796	100	0,07	16mm	Anthrazitgrau	Anthracite grey	Gris anthracite	Antracietgrijs
1013	AFD06,161013N	5410439378871	100	0,07	16mm	Perlweiss	Oyster white	Blanc perlé	Parelwit
1015	AFD06,161015N	5410439378765	100	0,07	16mm	Hellelfenbein	Light ivory	Ivoire clair	Licht ivoorkleurig
1018	AFD06,161018N	5410439424813	100	0,07	16mm	Zinkgelb	Zinc yellow	Jaune zinc	Zinkgeel
1019	AFD06,161019N	5410439378819	100	0,07	16mm	Graubeige	Grey beige	Beige gris	Grijsbeige
3000	AFD06,163000N	5410439378826	100	0,07	16mm	Feuerrot	Flame red	Rouge feu	Vuurrood
3002	AFD06,163002N	5410439424820	100	0,07	16mm	Karminrot	Carmine red	Rouge carmin	Karmijnrood
3004	AFD06,163004N	5410439424837	100	0,07	16mm	Purpurrot	Purple red	Rouge pourpre	Purperrood
3005	AFD06,163005N	5410439378772	100	0,07	16mm	Weinrot	Wine red	Rouge vin	Wijnrood
5005	AFD06,165005N	5410439424844	100	0,07	16mm	Signalblau	Signal blue	Bleu de sécurité	Signaalblauw
5008	AFD06,165008N	5410439378758	100	0,10	16mm	Graublau	Greu blue	Bleu gris	Grijsblauw
5010	AFD06,165010N	5410439424851	100	0,07	16mm	Enzinblau	Gentian blue	Bleu gentiane	Gentiaanblauw
6003	AFD06,166003N	5410439378734	100	0,10	16mm	Olivgrün	Olive green	Vert olive	Oliefgroen
6005	AFD06,166005N	5410439378802	100	0,10	16mm	Moosgrün	Moss green	Vert mousse	Mosgroen
6012	AFD06,166012N	5410439204057	100	0,10	16mm	Schwarzgrün	Black green	Vert noit	Zwartgroen
7001	AFD06,167001N	5410439378925	100	0,08	16mm	Silbergrau	Silver grey	Gris argent	Zilvergrijs
7005	AFD06,167005N	5410439378710	100	0,07	16mm	Mausgrau	Mouse grey	Gris souris	Muisgrijs
7012	AFD06,167012N	5410439005869	100	0,11	16mm	Basaltgrau	Basalt grey	Gris basalte	Bazaltgrijs
7015	AFD06,167015N	5410439378901	100	0,07	16mm	Schiefergrau	Slate grey	Gris ardoise	Leigrijs
R7016	AFD06,167016N	5410439378789	100	0,12	16mm	Anthrazitgrau	Anthracite grey	Gris anthracite	Antracietgrijs
7022	AFD06,167022N	5410439378833	100	0,07	16mm	Umbragrau	Umbra grey	Gris terre d’ombre	Ombergrijs
7035	AFD06,167035N	5410439378741	100	0,07	16mm	Lichtgrau	Light grey	Gris clair	Lichtgrijs
7037	AFD06,167037N	5410439424868	100	0,07	16mm	Staubgrau	Dusty grey	Gris poussière	Stofgrijs
7038	AFD06,167038N	5410439311403	100	0,07	16mm	Achatgrau	Agate grey	Gris agate	Agaatgrijs
7047	AFD06,167047N	5410439424875	100	0,07	16mm	Telegrau 4	Telegrey 4	Telegris 4	Telegrijs 4
8004	AFD06,168004N	5410439378895	100	0,07	16mm	Kupferbraun	Copper braun	Brun cuivré	Koperbruin
8011	AFD06,168011N	5410439375849	100	0,07	16mm	Nussbraun	Nut brown	Brun noisette	Notebruin
8012	AFD06,168012N	5410439219662	100	0,07	16mm	Rotbraun	Red brown	Brun rouge	Roodbruin
8016	AFD06,168016N	5410439378888	100	0,07	16mm	Mahagonibraun	Mahogany brown	Brun acajou	Mahoniebruin

material : Polyamide PA	**materiaal :** Kunststof PA	**matière :** Polyalide PA	**Werkstoff :** Kunststoff PA
type : for washer 16mm	**type :** voor ring 16mm	**type :** pour rondelle 16mm	**Typ :** für Ringe 16mm
surface : after RAL-color	**oppervlak :** volgens RAL-kleur	**surface :** selon couleurs RAL	**Oberfläche :** nach RAL-Farbe

Technical properties / Technische gegevens /
Données techniques / Technische Daten

RAL	art code	EAN	BOX	KG/ BOX	d	D	E	FR	NL
8019	AFD06,168019N	5410439311397	100	0,09	16mm	Graubraun	Grey brown	Brun gris	Grijsbruin
9001	AFD06,169001N	5410439378727	100	0,07	16mm	Cremeweiss	Cream	Blanc crème	Crèmewit
9002	AFD06,169002N	5410439378840	100	0,10	16mm	Grauweiss	Grey white	Blanc gris	Grijswit
9005	AFD06,169005N	5410439203203	100	0,07	16mm	Tiefschwarz	Jet black	Noir foncé	Gitzwart
R9006	AFD06,169006N	5410439378857	100	0,07	16mm	Weissaluminium	White aluminium	Aluminium blanc	Blank aluminium
9010	AFD06,169010N	5410439164429	100	0,10	16mm	Reinweiss	Pure white	Blanc pur	Zuiver wit

pgb - AFD06

PROTECTION CAP CLADDING SCREW HEAD 3/8”

AFDEKKAP ZELFB. SCHROEF SW 3/8”

CAPUCHON VIS DE BARDAGE TÊTE 3/8”

ABDECKKAPPE FASSADENBAUSCHRAUBE SW 3/8”

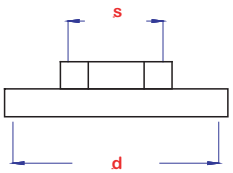

N nylon

RAL

material : Polyamide PA **type :** washer 16-19mm carton box **surface :** after RAL-color	**materiaal :** Kunststof PA **type :** ring 16-19mm kartonverpakking **oppervlak :** volgens RAL-kleur	**matière :** Polyamide PA **type :** rondelle 16-19mm boîte en carton **surface :** selon couleurs RAL	**Werkstoff :** Kunststoff PA **Typ :** Ringe 16-19mm Kartonverpack-ung **Oberfläche :** nach RAL-Farbe

Technical properties / Technische gegevens /
Données techniques / Technische Daten

RAL	art code	EAN	BOX	KG/ BOX	d	D	E	FR	NL
1001	AFD06,191001N	5410439333214	100	0,10	19mm	Beige	Beige	Beige	Beige
1011	AFD06,191011N	5410439333290	100	0,10	19mm	Braunbeige	Brown beige	Beige brun	Bruinbeige
1015	AFD06,191015N	5410439334471	100	0,10	19mm	Hellelfenbein	Light ivory	Ivoire clair	Licht ivoorkleurig
1023	AFD06,191023N	5410439337953	100	0,10	19mm	Verkehrsgelb	Traffic yellow	Jaune signalisation	Verkeersgeel
3000	AFD06,193000N	5410439337960	100	0,10	19mm	Feuerrot	Flame red	Rouge feu	Vuurrood
3009	AFD06,193009N	5410439337977	100	0,10	19mm	Oxidrot	Oxide red	Rouge oxide	Oxyderood
3011	AFD06,193011N	5410439337984	100	0,10	19mm	Braunrot	Brown red	Rouge brun	Bruinrood
3020	AFD06,193020N	5410439337991	100	0,10	19mm	Verkehrsrot	Traffic red	Rouge signalisation	Verkeersrood
5002	AFD06,195002N	5410439425766	100	0,10	19mm	Ultramarinblau	Ultramarine blue	Bleu outremer	Ultramarijnblauw
5005	AFD06,195005N	5410439338004	100	0,10	19mm	Signalblau	Signal blue	Bleu de sécurité	Signaalblauw
5008	AFD06,195008N	5410439338011	100	0,10	19mm	Graublau	Grey blue	Bleu gris	Grijsblauw
5011	AFD06,195011N	5410439338028	100	0,10	19mm	Stahlblau	Steel blue	Bleu acier	Staalblauw
5017	AFD06,195017N	5410439338035	100	0,10	19mm	Verkehrsblau	Traffic blue	Bleu signalisation	Verkeersblauw
6003	AFD06,196003N	5410439338042	100	0,10	19mm	Olivgrün	Olive green	Vert olive	Olijfgroen
6005	AFD06,196005N	5410439338059	100	0,07	19mm	Moosgrün	Moss green	Vert mousse	Mosgroen
6009	AFD06,196009N	5410439340076	100	0,10	19mm	Tannengrün	Fir green	Vert sapin	Dennegroen
6011	AFD06,196011N	5410439340083	100	0,10	19mm	Resedagrün	Reseda green	Vert réséda	Resedagroen
7002	AFD06,197002N	5410439340090	100	0,10	19mm	Olivgrau	Olive grey	Gris olive	Olijfgrijs
7012	AFD06,197012N	5410439340106	100	0,10	19mm	Basaltgrau	Basalt grey	Gris basalte	Basaltgrijs
7015	AFD06,197015N	5410439340113	100	0,10	19mm	Schiefergrau	Slate grey	Gris ardoise	Leigrijs
7016	AFD06,197016N	5410439340120	100	0,10	19mm	Anthrazitgrau	Anthracite grey	Gris anthracite	Antracietgrijs
7035	AFD06,197035N	5410439340144	100	0,10	19mm	Lichtgrau	Light grey	Gris clair	Lichtgrijs
7038	AFD06,197038N	5410439424882	100	0,10	19mm	Achatgrau	Agate grey	Gris agate	Agaatgrijs
7040	AFD06,197040N	5410439340151	100	0,10	19mm	Fenstergrau	Window grey	Gris fenêtre	Venstergrijs
8004	AFD06,198004N	5410439340168	100	0,10	19mm	Kupferbraun	Copper brown	Brun cuivré	Koperbruin
8007	AFD06,198007N	5410439340175	100	0,10	19mm	Rehbraun	Fawn brown	Brun fauve	Reebruin
8012	AFD06,198012N	5410439340182	100	0,10	19mm	Totbraun	Red brown	Brun rouge	Roodbruin
8014	AFD06,198014N	5410439340199	100	0,10	19mm	Sepiabraun	Sepia brown	Brun sépia	Sepiabruin
8019	AFD06,198019N	5410439424899	100	0,10	19mm	Graubraun	Grey brown	Brun gris	Grijsbruin
9001	AFD06,199001N	5410439340205	100	0,10	19mm	Cremeweiss	Cream	Blanc crème	Crèmewit

material : Polyamide PA	**materiaal :** Kunststof PA	**matière :** Polyamide PA	**Werkstoff :** Kunststoff PA
type : washer 16-19mm carton box	**type :** ring 16-19mm kartonverpakking	**type :** rondelle 16-19mm boîte en carton	**Typ :** Ringe 16-19mm Kartonverpackung
surface : after RAL-color	**oppervlak :** volgens RAL-kleur	**surface :** selon couleurs RAL	**Oberfläche :** nach RAL-Farbe

Technical properties / Technische gegevens /
Données techniques / Technische Daten

RAL	art code	EAN	BOX	KG/ BOX	d	D	E	FR	NL
9002	AFD06,199002N	5410439340212	100	0,10	19mm	Grauweiss	Grey white	Blanc gris	Grijswit
9003	AFD06,199003N	5410439340229	100	0,10	19mm	Signalweiss	Signal white	Blanc de sécurité	Signaalwit
9005	AFD06,199005N	5410439346399	100	0,10	19mm	Tiefschwarz	Jet black	Noir foncé	Gitzwart
9006	AFD06,199006N	5410439424905	100	0,10	19mm	Weissaluminium	White aluminium	Aluminium blanc	Blank aluminium
9010	AFD06,199010N	5410439424912	100	0,10	19mm	Reinweiss	Pure white	Blanc pur	Zuiver wit
9017	AFD06,199017N	5410439340236	100	0,10	19mm	Verkehrsschwarz	Traffic black	Noir signalisation	Verkeerszwart
	AFD06,197024N	5410439340137	100	0,10					

pgb - AFD06

PROTECTION CAP CLADDING SCREW HEAD 3/8”

AFDEKKAP ZELFB. SCHROEF SW 3/8”

CAPUCHON VIS DE BARDAGE TÊTE 3/8”

ABDECKKAPPE FASSADENBAUSCHRAUBE SW 3/8”

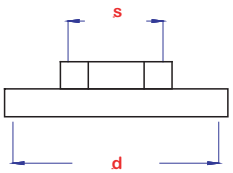

N nylon

RAL

material : Polyamide PA	**materiaal :** Kunststof PA	**matière :** Polyamide PA	**Werkstoff :** Polyamid PA
type : Washer 16-19mm in blister	**type :** voor ring 16-19mm in blister	**type :** rondelle 16-19mm en blister	**Typ :** Ringe 16-19mm in Blister
surface : RAL-colours	**oppervlak :** RAL-kleur	**surface :** couleurs RAL	**Oberfläche :** RAL-Farbe

Technical properties / Technische gegevens /
Données techniques / Technische Daten

RAL	art code	EAN	BOX	KG/ BOX	d	D	E	FR	NL
1001	AFD06K191001	5410439324472	100	0,12	19mm	beige	beige	beige	beige
1011	AFD06K191011	5410439324489	100	0,11	19mm	braunbeige	brown beige	beige brun	bruinbeige
1015	AFD06K191015	5410439324496	100	0,12	19mm	hellelfenbein	light ivory	ivoire clair	licht ivoor
1023	AFD06K191023	5410439324502	100	0,11	19mm	verkehrsgelb	traffic yellow	jaune signalisation	verkeersgeel
3000	AFD06K193000	5410439324519	100	0,11	19mm	feuerrot	flame red	rouge feu	vuurrood
3009	AFD06K193009	5410439329248	100	0,11	19mm	oxidrot	oxide red	rouge oxyde	oxyderood
3011	AFD06K193011	5410439324366	100	0,11	19mm	braunrot	brown red	rouge brun	bruinrood
3020	AFD06K193020	5410439324526	100	0,11	19mm	verkehrsrot	traffic red	rouge signalisation	verkeersrood
5005	AFD06K195005	5410439324533	100	0,11	19mm	signalblau	signal blue	bleu de sécurité	signaalblauw
5011	AFD06K195011	5410439324540	100	0,11	19mm	stahlblau	steel blue	blau acier	staalblauw
5017	AFD06K195017	5410439324557	100	0,11	19mm	verkehrsblau	traffic blue	bleu signalisation	verkeersblauw
6003	AFD06K196003	5410439324564	100	0,11	19mm	olivgrün	olive green	vert olive	olijfgroen
6009	AFD06K196009	5410439324571	100	0,11	19mm	tannengrün	fir green	vert sapin	dennegroen
6011	AFD06K196011	5410439324588	100	0,11	19mm	resedagrün	reseda green	vert réséda	resedagroen
7002	AFD06K197002	5410439324595	100	0,11	19mm	olivgrau	olive grey	gris olive	olijgrijs
7012	AFD06K197012	5410439324601	100	0,12	19mm	basaltgrau	basalt grey	gris basalte	bazaltgrijs
7024	AFD06K197024	5410439324618	100	0,12	19mm	graphitgrau	graphite grey	gris graphite	grafietgrijs
7040	AFD06K197040	5410439324625	100	0,11	19mm	fenstergrau	window grey	gris fenêtre	venstergrijs
8004	AFD06K198004	5410439324632	100	0,11	19mm	kupferbraun	copper brown	brun cuivré	koperbruin
8007	AFD06K198007	5410439324649	100	0,11	19mm	rehbraun	fawn brown	brun fauve	reebruin
8014	AFD06K198014	5410439324656	100	0,12	19mm	sepiabraun	sepia brown	brun sépia	sepiabruin
8019	AFD06K198019	5410439324663	100	0,11	19mm	graubaun	grey brown	brun gris	grijsbruin
9001	AFD06K199001	5410439324670	100	0,12	19mm	cremeweiss	cream	blanc crème	crèmewit
9002	AFD06K199002	5410439324687	100	0,11	19mm	grauweiss	grey white	blanc gris	grijswit
9003	AFD06K199003	5410439324694	100	0,11	19mm	signalweiss	signal white	blanc de sécurité	signaalwit
9006	AFD06K199006	5410439324700	100	0,12	19mm	weissaluminium	white aluminium	aluminium blanc	aluminiumkleur
9017	AFD06K199017	5410439324717	100	0,11	19mm	verkehrsschwarz	traffic black	noir signalisation	verkeerszwart

pfs - ZBETS

pfs+

FIBRE-CEMENT SHEET SCREW

VEZELCEMENTPLAATSCHROEF

VIS POUR TOLES FIBRE-CIMENT

FASERZEMENTWELLPLATTENSCHRAUBE

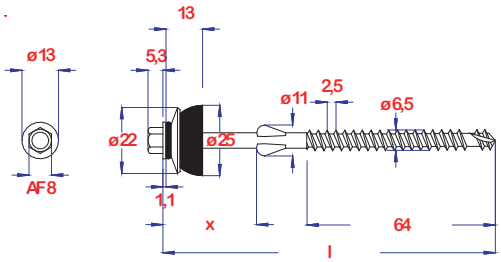

A2 inox

material : Stainless steel A2 **type :** drill point nr1 for wood **surface :** plain	**materiaal :** Inox A2 **type :** met boorpunt nr1 voor hout **oppervlak :** blank	**matière :** Inox A2 **type :** pointe forante nr1 pour bois **surface :** brut	**Werkstoff :** Edelstahl A2 **Typ :** Bohrspitze nr1 for Holz **Oberfläche :** roh

Technical properties / Technische gegevens /
Données techniques / Technische Daten

d x l	art code	EAN	BOX	KG/ BOX	drill
6,5 x 130	ZBETH,65130 A2	5410439425445	50	0,79	wood

H

pgb - ZPBV

SOLAR PANNEL FIXING

ZONNEPANEELBEVESTIGING

FIX.PANNEAUX SOLAIRES

SOLAR BEFESTIGUNG

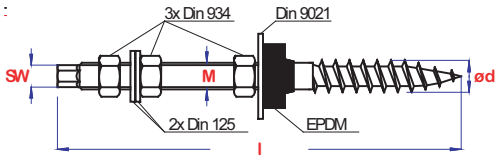

A2 inox

material : Stainless steel A2	**materiaal :** Inox A2	**matière :** Inox A2	**Werkstoff :** Edelstahl A2
type : type 1	**type :** type 1	**type :** type 1	**Typ :** Typ 1
surface : plain	**oppervlak :** blank	**surface :** brut	**Oberfläche :** roh

Technical properties / Technische gegevens /
Données techniques / Technische Daten

d x l	art code	EAN	BOX	KG/ BOX	d	SW
10 x 200	ZPBV1,10200 A2	5410439326667	50	0,00	10	7
10 x 250	ZPBV1,10250 A2	5410439326674	50	4,14	10	7
12 x 200	ZPBV1,12200 A2	5410439326681	50	0,00	12	9
12 x 250	ZPBV1,12250 A2	5410439326698	50	0,00	12	9
12 x 300	ZPBV1,12300 A2	5410439326704	50	0,00	12	9
12 x 350	ZPBV1,12350 A2	5410439326711	50	0,00	12	9

pgb - ZPBV

SOLAR PANNEL FIXING

ZONNEPANEELBEVESTIGING

FIX.PANNEAUX SOLAIRES

SOLAR BEFESTIGUNG

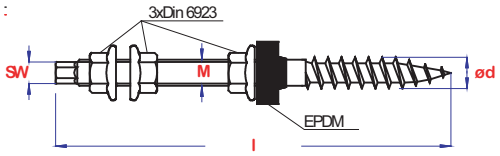

A2 inox

material : Stainless steel A2	**materiaal :** Inox A2	**matière :** Inox A2	**Werkstoff :** Edelstahl A2
type : type 2	**type :** type 2	**type :** type 2	**Typ :** Typ 2
surface : plain	**oppervlak :** blank	**surface :** brut	**Oberfläche :** roh

Technical properties / Technische gegevens /
Données techniques / Technische Daten

d x l	art code	EAN	BOX	KG/ BOX	d	SW
10 x 200	ZPBV2,10200 A2	5410439326728	50	3,05	10	7
10 x 250	ZPBV2,10250 A2	5410439326735	50	3,65	10	7
12 x 200	ZPBV2,12200 A2	5410439326742	50	0,00	12	9
12 x 250	ZPBV2,12250 A2	5410439326759	50	0,00	12	9
12 x 300	ZPBV2,12300 A2	5410439326766	50	6,40	12	9
12 x 350	ZPBV2,12350 A2	5410439326773	50	0,00	12	9

SOLAR PANNEL FIXING

ZONNEPANEELBEVESTIGING

FIX.PANNEAUX SOLAIRES

SOLAR BEFESTIGUNG

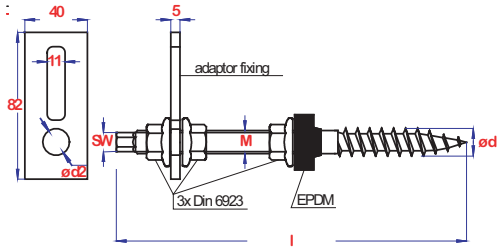

A2 inox

material : Stainless steel A2	**materiaal :** Inox A2	**matière :** Inox A2	**Werkstoff :** Edelstahl A2
type : type 3	**type :** type 3	**type :** type 3	**Typ :** Typ 3
surface : plain	**oppervlak :** blank	**surface :** brut	**Oberfläche :** roh

Technical properties / Technische gegevens /
Données techniques / Technische Daten

d x l	art code	EAN	BOX	KG/ BOX	d	d2	SW
10 x 200	ZPBV3,10200 A2	5410439238885	50	5,71	10	11	7
10 x 250	ZPBV3,10250 A2	5410439326780	50	6,15	10	11	7
10 x 300	ZPBV3,10300 A2	5410439238892	50	6,90	10	11	7
12 x 200	ZPBV3,12200 A2	5410439437721	50	7,32	12	13	9
12 x 250	ZPBV3,12250 A2	5410439329149	50	7,89	12	13	9
12 x 300	ZPBV3,12300 A2	5410439437738	50	0,00	12	13	9
12 x 350	ZPBV3,12350 A2	5410439329156	50	9,75	12	13	9

SOLAR PANNEL FIXING

ZONNEPANEELBEVESTIGING

FIX.PANNEAUX SOLAIRES

SOLAR BEFESTIGUNG

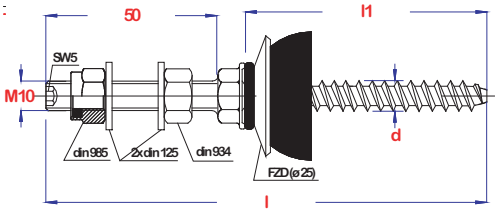

A2 inox

material : Stainless steel A2	**materiaal :** Inox A2	**matière :** Inox A2	**Werkstoff :** Edelstahl A2
type : type 4 metal fixing	**type :** type 4 metaalbevestiging	**type :** type 4 fixation sur métal	**Typ :** Typ 4 befestigung auf Metal
surface : plain	**oppervlak :** blank	**surface :** brut	**Oberfläche :** roh

Technical properties / Technische gegevens /
Données techniques / Technische Daten

d x l	art code	EAN	BOX	KG/ BOX	d	l1	SW
8 x 130	ZPBV4,08130 A2	5410439347204	10	0,09	8	80	9
8 x 150	ZPBV4,08150 A2	5410439345347	10	0,10	8	100	9
8 x 175	ZPBV4,08175 A2	5410439347273	10	0,11	8	125	9
8 x 200	ZPBV4,08200 A2	5410439347280	10	0,12	8	150	9
8 x 210	ZPBV4,08210 A2	5410439347297	10	0,00	8	160	9
8 x 250	ZPBV4,08250 A2	5410439347303	10	0,00	8	200	9

SOLAR PANNEL FIXING

ZONNEPANEELBEVESTIGING

FIX.PANNEAUX SOLAIRES

SOLAR BEFESTIGUNG

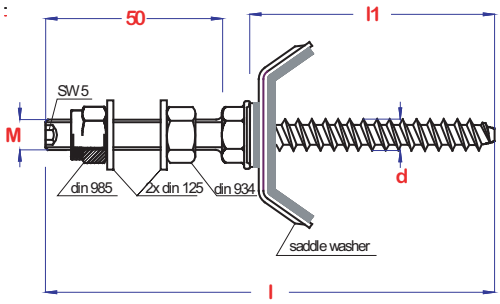

A2 inox

material : Stainless steel A2	**materiaal :** Inox A2	**matière :** Inox A2	**Werkstoff :** Edelstahl A2
type : type 5 metal support+saddle washer	**type :** type 5 metaalbev. + ruiter	**type :** type 5 support mét. + cavalier	**Typ :** Typ 5 metallbefestigung + Kalotte
surface : plain	**oppervlak :** blank	**surface :** brut	**Oberfläche :** roh

Technical properties / Technische gegevens /
Données techniques / Technische Daten

d x l	art code	EAN	BOX	KG/ BOX	l1	M	SW
8 x 130	ZPBV5,08130 A2	5410439347709	10	0,01	80	10	9
8 x 150	ZPBV5,08150 A2	5410439347716	10	0,00	100	10	9
8 x 175	ZPBV5,08175 A2	5410439347723	10	0,11	125	10	9
8 x 200	ZPBV5,08200 A2	5410439347730	10	0,00	150	10	9
8 x 210	ZPBV5,08210 A2	5410439347747	10	0,00	160	10	9
8 x 250	ZPBV5,08250 A2	5410439347754	10	0,00	200	10	9

SOLAR PANNEL FIXING

ZONNEPANEELBEVESTIGING

FIX.PANNEAUX SOLAIRES

SOLAR BEFESTIGUNG

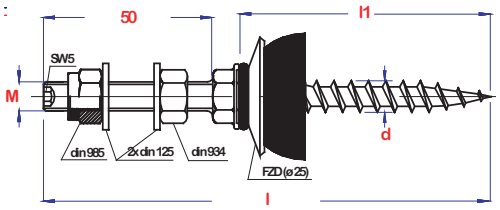

A2 inox

material : Stainless steel A2	**materiaal :** Inox A2	**matière :** Inox A2	**Werkstoff :** Edelstahl A2
type : type 6 for wooden support	**type :** type 6 voor houtbevestiging	**type :** type 6 pour support en bois	**Typ :** Typ 6 für holzbefestiging
surface : plain	**oppervlak :** blank	**surface :** brut	**Oberfläche :** roh

Technical properties / Technische gegevens /
Données techniques / Technische Daten

d x l	art code	EAN	BOX	KG/ BOX	l1	M	SW
8 x 130	ZPBV6,08130 A2	5410439347761	10	0,00	80	10	9
8 x 150	ZPBV6,08150 A2	5410439348102	10	0,00	100	10	9
8 x 180	ZPBV6,08180 A2	5410439348119	10	0,11	130	10	9
8 x 200	ZPBV6,08200 A2	5410439348188	10	0,00	150	10	9
8 x 230	ZPBV6,08230 A2	5410439348195	10	0,00	180	10	9
8 x 250	ZPBV6,08250 A2	5410439348201	10	0,00	200	10	9

SOLAR PANNEL FIXING

ZONNEPANEELBEVESTIGING

FIX.PANNEAUX SOLAIRES

SOLAR BEFESTIGUNG

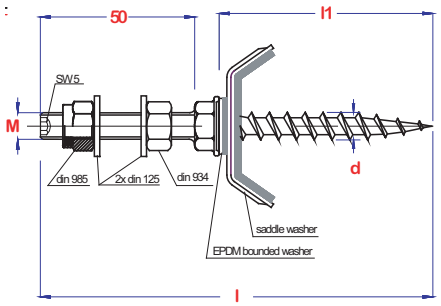

A2 inox

material : Stainless steel A2	**materiaal :** Inox A2	**matière :** Inox A2	**Werkstoff :** Edelstahl A2
type : t.7 wooden support + saddle washer	**type :** type 7 vr houtbevest.+ ruiter	**type :** type 7 support bois + cavalier	**Typ :** Typ 7 holzbefestigung + Kalotte
surface : plain	**oppervlak :** blank	**surface :** brut	**Oberfläche :** roh

Technical properties / Technische gegevens /
Données techniques / Technische Daten

d x l	art code	EAN	BOX	KG/ BOX	l1	M	SW
8 x 130	ZPBV7,08130 A2	5410439347778	10	0,00	80	10	9
8 x 150	ZPBV7,08150 A2	5410439348294	10	0,00	100	10	9
8 x 180	ZPBV7,08180 A2	5410439348300	10	0,00	130	10	9
8 x 200	ZPBV7,08200 A2	5410439348386	10	0,00	150	10	9
8 x 230	ZPBV7,08230 A2	5410439348393	10	0,00	180	10	9
8 x 250	ZPBV7,08250 A2	5410439348409	10	0,00	200	10	9

pgb - 0ZPAD

ADAPTOR FOR SOLAR PANNELS

ADAPTORPLAAT VOOR ZONNEPANELEN

PLATINNE ADAPTEUR POUR PANNEAUX SOLAIRES

ADAPTOR FÜR SOLAR-BEFESTIGUNG

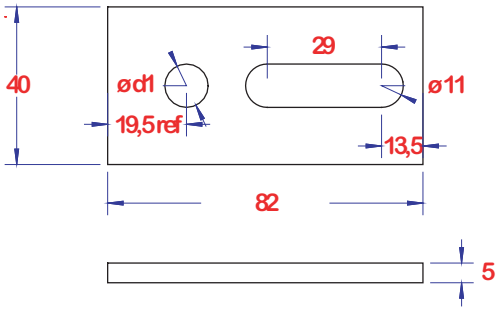

A2 inox

material : Stainless steel A2	**materiaal :** Inox A2	**matière :** Inox A2	**Werkstoff :** Edelstahl A2
type : type 1 : 82x40x5	**type :** type 1 : 82x40x5	**type :** type 1 : 82x40x5	**Typ :** typ 1 : 82x40x5
surface : plain	**oppervlak :** blank	**surface :** brut	**Oberfläche :** roh

Technical properties / Technische gegevens /
Données techniques / Technische Daten

M x	art code	EAN	BOX	KG/ BOX	d1
10 x	ZPADP,824011A2	5410439345477	25	0,67	11
12 x	ZPADP,824013A2	5410439345484	25	0,50	13

H

pgb - 0ZPDH

solar pannel hook

ROOF HOOK FOR SOLAR PANNELS

DAKHAAK VOOR ZONNEPANELEN

CROCHET TOITURE POUR FIXATIONS PANNEAUX SOLAIRES

DACHHAKEN FÜR SOLARBEFESTIGUNG

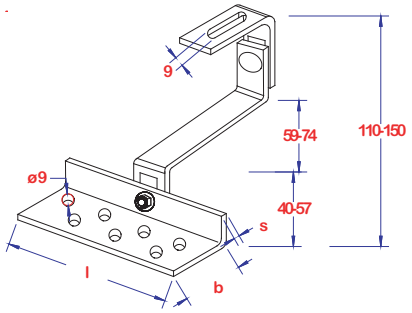

A2 inox

material : Stainless steel	**materiaal :** Inox	**matière :** Inox	**Werkstoff :** Edelstahl
type : flexible type	**type :** 2 x verstelbaar in hoogte	**type :** flexible	**Typ :** flexibel
surface : pickled surface	**oppervlak :** oppervlakte gebeitst	**surface :** surface décapée	**Oberfläche :** Oberfläche gebeizt

Technical properties / Technische gegevens /
Données techniques / Technische Daten

l x b	art code	EAN	BOX	KG/ BOX
140 x 55	ZPDH4,000004A2	5410439345460	20	3,20
140 x 55	ZPDH4,000114A2	5410439631716	20	3,84

H

pgb - RTR01

SADLE BOUNDED WASHER 25-27° FOR TRAPEZOID PROFILE

RUITER 25-27° VOOR TRAPEZIUMPROFIEL

CAVALIER ETANCHE 25-27° POUR PROFIL TRAPÉZOÏDAL

KALOTTEN 25-27° FÜR TRAPEZIUMPROFIL

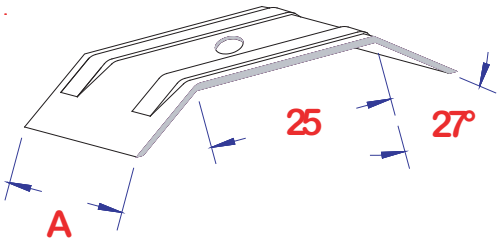

ALU aluminium

RAL

material : Aluminium	**materiaal :** Aluminium	**matière :** Aluminium	**Werkstoff :** Aluminium
type : EPDM	**type :** EPDM	**type :** EPDM	**Typ :** EPDM
surface : RAL enameled + EPDM	**oppervlak :** RAL gelakt + EPDM	**surface :** lacké RAL + EPDM	**Oberfläche :** RAL lackiert + EPDM

Technical properties / Technische gegevens /
Données techniques / Technische Daten

RAL	art code	EAN	BOX	KG/ BOX	C	DE	EN	FR	NL
3009	RTR01,303009EPD	5410439344531	100	0,75	27°	Oxidrot	Oxide red	Rouge oxyde	Oxyderood
5008	RTR01,305008EPD	5410439344548	100	0,75	27°	Graublau	Grey blue	Bleu gris	Grijsblauw
6005	RTR01,306005EPD	5410439344555	100	0,75	27°	Moosgrün	Moss green	Vert mousse	Mosgroen
7015	RTR01,307015EPD	5410439344562	100	0,75	27°	Schieferfrau	Slate grey	Gris ardoise	Leigrijs
7016	RTR01,307016EPD	5410439344579	100	0,75	27°	Anthrazitgrau	Anthracit grey	Gris anthracite	Antracietgrijs
naturel	RTR01,400000EPD	5410439344449	100	1,05	27°	Aluminium	Aluminium	Aluminium	Aluminium
3011	RTR01,403011EPD	5410439345590	100	0,80	27°	Braunrot	Brown red	Rouge brun	Bruinrood
5008	RTR01,405008EPD	5410439344456	100	0,80	27°	Graublau	Grey blue	Bleu gris	Grijsblauw
6005	RTR01,406005EPD	5410439344463	100	0,80	27°	Moosgrün	Moss green	Vert mousse	Mosgroen
6011	RTR01,406011EPD	5410439344470	100	0,80	27°	Resedagrün	Reseda green	Vert réséda	Resedagroen
7012	RTR01,407012EPD	5410439344487	100	0,96	27°	Basaltgrau	Basalt grey	Gris basalte	Bazaltgrijs
7016	RTR01,407016EPD	5410439332606	100	1,20	27°	Anthrazitgrau	Anthracite grey	Gris anthracite	Antracietgrijs
7024	RTR01,407024EPD	5410439345613	100	0,80	27°	Graphitgrau	Graphite grey	Gris graphite	Grafiet grijs
8004	RTR01,408004EPD	5410439345620	100	0,80	27°	Kupferbraun	Copper brown	Brun cuivré	Koperbruin
8005	RTR01,408005EPD	5410439360715	100	0,00	27°		Fawn brown		
8012	RTR01,408012EPD	5410439344494	100	0,80	27°	Rotbraun	Red brown	Brun rouge	Roodbruin
8014	RTR01,408014EPD	5410439362962	100	0,00	27°				
8019	RTR01,408019EPD	5410439344739	100	0,80	27°	Graubraun	Grey brown	Brun gris	Grijsbruin
9002	RTR01,409002EPD	5410439344722	100	0,80	27°	Grauweiss	Grey white	Blanc gris	Grijswit
9005	RTR01,409005EPD	5410439344524	100	0,80	27°	Tiefschwarz	Jet black	Noir foncé	Gitzwart
9017	RTR01,409017EPD	5410439345637	100	0,80	27°	Verkehrsschwarz	Traffic black	Noir signalisation	Verkeerszwart

pgb - RTR01

SADLE BOUNDED WASHER 25-27° FOR TRAPEZOID PROFILE

RUITER 25-27° VOOR TRAPEZIUMPROFIEL

CAVALIER ETANCHE 25-27° POUR PROFIL TRAPÉZOÏDAL

KALOTTEN 25-27° FÜR TRAPEZIUMPROFIL

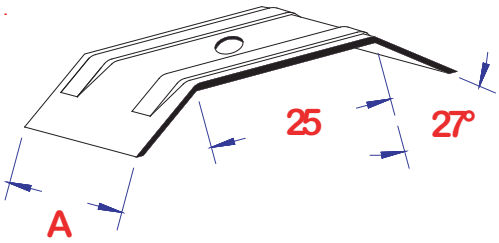

material : Aluminium **type :** Moos **surface :** RAL enameled + foamrubber	**materiaal :** Aluminium **type :** Moosrubber **oppervlak :** RAL gelakt + schuimrubber	**matière :** Aluminium **type :** Moos **surface :** laqué RAL + mousse	**Werkstoff :** Aluminium **Typ :** Moosgummi **Oberfläche :** RAL lackiert + Moosgummi

Technical properties / Technische gegevens /
Données techniques / Technische Daten

RAL	art code	EAN	BOX	KG/ BOX	C	D	E	FR	NL
	RTR01,400000MOO	5410439344982	100	0,80	27°	Aluminium	Aluminium	Aluminium	Aluminium
6004	RTR01,406004MOO	5410439344944	100	0,80	27°	Blaugrün	Blue green	Vert bleu	Blauwgroen
6005	RTR01,406005MOO	5410439345606	100	0,80	27°	Moosgrün	Moss green	Vert mousse	Mosgroen
7012	RTR01,407012MOO	5410439360708	100	0,00	27°	Basaltgrau	Basalt grey	Gris basalte	Bazaltgrijs
7031	RTR01,407031MOO	5410439344951	100	0,80	27°	Blaugrau	Blue grey	Gris blue	Blauwgrijs
7035	RTR01,407035MOO	5410439344968	100	0,80	27°	Lichtgrau	Light grey	Gris clair	Lichtgrijs
8004	RTR01,408004MOO	5410439344975	100	0,80	27°	Kupferbraun	Copper brown	Brun cuivré	Koperbruin
8005	RTR01,408005MOO	5410439360722	100	0,00	27°		Fawn brown		
8019	RTR01,408019MOO	5410439344500	100	0,80	27°	Graubraun	Grey brown	Brun gris	Grijsbruin
9002	RTR01,409002MOO	5410439344517	100	0,80	27°	Grauweiss	Grey white	Blanc gris	Grijswit

pgb - DSSVT

Roofing screw

ROOFING SCREW THREAD POINT-CSK-TDRIVE

DAKISOLATIESCHROEF SCHERPE PUNT-VZK-TDRIVE

VIS DE TOITURE POINTE FINE-TF-EMPR.SIX LOBES

DACHSCHRAUBE SCHRAUBSPITZE-SENKKOPF-INNENSTERN

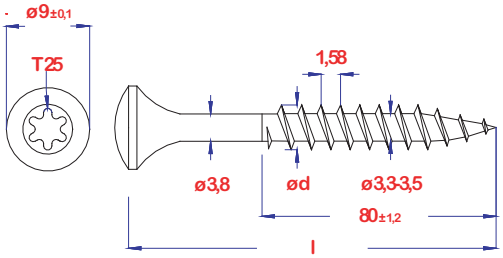

SES silver

material : Steel **type :** sharp point **surface :** coating 15 cycles Kesternich	**materiaal :** Staal **type :** scherpe punt **oppervlak :** coating 15 cycli Kesternich	**matière :** Acier **type :** pointe fine **surface :** revêtement 15 cycles Kesternich	**Werkstoff :** Stahl **Typ :** scharfer Punkt **Oberfläche :** Beschichtigung 15 Zyklus Kesternich

Technical properties / Technische gegevens /
Données techniques / Technische Daten

d x l	art code	EAN	BOX	KG/ BOX
4,8 x 110	DSSVT,48110 SES	5410439323727	500	26,75
4,8 x 120	DSSVT,48120 SES	5410439428170	500	29,00
4,8 x 140	DSSVT,48140 SES	5410439428187	500	34,25

H

pgb - DSBVT

Roofing screw

ROOFING SCREW DRILL POINT-CSK-T DRIVE

DAKISOLATIESCHROEF BOORPUNT-VZK-TDRIVE

VIS DE TOITURE POINTE FORANTE-TF-SIX LOBES

DACHSCHRAUBE BOHRPUNKT-SENKKOPF-INNENSTERN

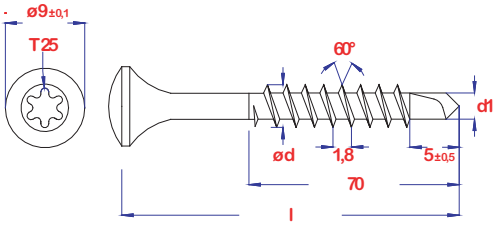

SES silver

material : Steel **type :** small drill point **surface :** coating 15 cycles Kesternich	**materiaal :** Staal **type :** gereduceerde boorpunt **oppervlak :** coating 15 cycli Kesternich	**matière :** Acier **type :** pointe forante réducie **surface :** revêtement 15 cycles Kesternich	**Werkstoff :** Stahl **Typ :** reduzierter Bohrspitze **Oberfläche :** Beschichtigung 15 Zyklus Kesternich

Technical properties / Technische gegevens /
Données techniques / Technische Daten

d x l	art code	EAN	BOX	KG/ BOX	d1
4,8 x 50	DSBVT,48050 SES	5410439427838	1000	49,00	2,8-3,0
4,8 x 60	DSBVT,48060 SES	5410439348652	1	0,00	2,8-3,0
4,8 x 70	DSBVT,48070 SES	5410439427845	1000	0,00	2,8-3,0
4,8 x 80	DSBVT,48080 SES	5410439427852	500	20,75	2,8-3,0
4,8 x 90	DSBVT,48090 SES	5410439427869	500	0,00	2,8-3,0
4,8 x 100	DSBVT,48100 SES	5410439428200	500	27,00	2,8-3,0
4,8 x 110	DSBVT,48110 SES	5410439434911	500	25,75	2,8-3,0

pgb - 000LH

SLATE HOOKS

LEIHAKEN

CROCHETS ARDOISES

SCHIEFERHAKEN

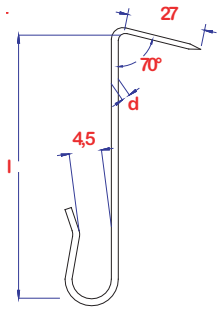

CU
Copper

material : Copper	**materiaal :** Koper	**matière :** Cuivre	**Werkstoff :** Kupfer
type : straight type with nail-end	**type :** leihaak recht om te nagelen	**type :** type droit à pointe	**Typ :** Einschlaghaken gerade
surface : plain	**oppervlak :** blank	**surface :** brut	**Oberfläche :** roh

Technical properties / Technische gegevens /
Données techniques / Technische Daten

d x l	art code	EAN	BOX	KG/ BOX
2,7 x 50	0LHPR,050 CU	5410439365086	500	17,25
2,7 x 70	0LHPR,070 CU	5410439365093	500	20,75
2,7 x 90	0LHPR,090 CU	5410439169325	500	23,75
2,7 x 110	0LHPR,110 CU	5410439365109	500	27,00

H

I SCREWS FOR WOOD

HOUTSCHROEVEN - VIS A BOIS - HOLZSCHRAUBEN

	Din 571 (12/1986)	COACH SCREW hexagon head HOUTDRAADBOUTEN met zeskantkop TIREFOND tête hexagonale SECHSKANT-HOLZSCHRAUBE	p. 450
	pgb - AFD07	COMBINED CAPS for coach screws AFDEKKAP houtdraadbout CAPUCHON pour tirefonds KOMBIKAPPEN für Holzschrauben	p. 456
	Din 603 (10/1981)	CARRIAGE BOLT with square shoulder under the head HOUTBOUT vierkant onder kop BOULON POUR BOIS tête bombée collet carré FLACHRUNDSCHRAUBE mit Vierkantansatz	p. 457
	Din 95	WOOD SCREWS raised countersunk head slotted HOUTSCHROEVEN bolverz. kop met gleuf VIS A BOIS tête fraisée bombée avec fente HOLZSCHRAUBEN Linsensenkkopf mit Schlitz	p. 461
	pgb - 7995R	WOOD SCREW RCSK with sealing washer HOUTSCHROEF BVK m.neopreenring VIS A BOIS TGS avec rondelle d'etachéité SPENGLERSCHRAUBEN mit aufvilkanisierter EPDM-Scheibe	p. 469
	Din 96	WOOD SCREWS round head slotted HOUTSCHROEVEN bolkop met gleuf VIS A BOIS tête bombée avec fente HOLZSCHRAUBEN Halbrundkopf mit Schlitz	p. 465
	Din 97	WOOD SCREWS countersunk head slotted HOUTSCHROEVEN verz. kop met gleuf VIS A BOIS tête fraisée avec fente HOLZSCHRAUBEN Senkkopf mit Schlitz	p. 467
	pgb - MWVZV	CHIPBOARD SCREW CSK poz. full thread SPAANDERPLAATSCHROEF VK PZ VD VIS à PANNEAUX TF poz. filet total SPANPLATTENSCHRAUBE SK poz. Vollgewinde	p. 471
	pgb - MWVZG	CHIPBOARD SCREW CSK poz. part. thread SPAANDERPLAATSCHROEF VK PZ deeldraad VIS à PANNEAUX TF poz. filet partiel SPANPLATTENSCHRAUBE SK poz. Teilgewinde	p. 478
	pgb - MWVTV	CHIPBOARD SCREW CSK T-drive and total thread SPAANDERPLAATSCHROEF VK T-drive en voldraad VIS A PANNEAUX TF six lobes int. et filet total SPANPLATTENSCHRAUBE SK Innenstern und Vollgewinde	p. 482
	pgb - MWVTG	CHIPBOARD SCREW CSK T-drive and partial thread SPAANDERPLAATSCHROEF VK T-drive en ged. draad VIS A PANNEAUX TF six lobes int. et filet partiel SPANPLATTENSCHRAUBE SK Innenstern und Teilgewinde	p. 484
	pgb - MWCZV	CHIPBOARD SCREW PH poz. Z, total thread SPAANDERPLAATSCHROEF PH pz/voldraad VIS A PANNEAUX TB poz. Z, filet total SPANPLATTENSCHRAUBE LK Kreuzschlitz Z, Vollgewinde	p. 487
	pgb - MWCZG	CHIPBOARD SCREW PANHEAD poz. and partial thread SPAANDERPLAATSCHROEF PH pz/deeldraad VIS A PANNEAUX TR poz. et filet partiel SPANPLATTENSCHRAUBE RUNDKOPF Poz. und Teilgewinde	p. 489
	pgb - MWCTV	CHIPBOARD SCREW PH T-drive and full thread SPAANDERPLAATSCHROEF PH T-drive/voldraad VIS A PANNEAUX TB six lobes intér. et filet total SPANPLATTENSCHRAUBE LK Innenstern und Vollgewinde	p. 490
	pgb - MWCTG chipboard panhead	CHIPBOARD SCREW PANHEAD T-drive / partial thread SPAANDERPLAATSCHROEF PH T-drive / deeldraad VIS A PANNEAUX TETE RONDE six lobes int. / filet part. SPANPLATTENSCHRAUBEN LINSENKOPF Innensechskant / Teilgewinde	p. 492
	pfs - PWVZV pfs+	CHIPBOARD SCREW CSK PFS+ poz. and full thread SPAANDERPLAATSCHROEF VK PFS+ Poz.,voldraad,freesribben VIS A PANNEAUX TF PFS+ poz. et filet total SPANPLATTENSCHRAUBE SK PFS+ Poz.,Vollgewinde,Fräsrippen	p. 493
	pfs - PWVZG pfs+	CHIPBOARD SCREW CSK PFS+ poz. and part. thread SPAANDERPLAATSCHROEF VK PFS+ Poz.,deeldraad,freesribben VIS à PANNEAUX TF PFS+ poz. et filet part. SPANPLATTENSCHRAUBEN SK PFS+ Poz.,Teilgewinde,Fräsrippen	p. 495

	pfs - PWVTV pfs+	CHIPBOARD SCREW CSK PFS+ T-drive and full thread SPAANDERPLAATSCHROEF VK PFS+ T-drive en voll. draad VIS A PANNEAUX TF PFS+ six-lobes int. et filet total SPANPLATTENSCHRAUBE SK PFS+ Innenstern,Vollgewinde,CUT-Spitze	p. 496
	pfs - PWVTG pfs+	CHIPBOARD SCREW CSK PFS+ T-drive and part. thread SPAANDERPLAATSCHROEF VK PFS+ T-drive,deeldraad,freesribben VIS A PANNEAUX TF PFS+ six-lobes int. et filet partiel SPANPLATTENSCHRAUBE SK PFS+ Innenstern,Teilgewinde,Fräsrippen	p. 499
	pgb - AFD02	PROTECTION CAPS for pozidrive screws nr2 AFDEKKAP schroef m.poz.nr2 CAPUCHON pour vis pozidrive nr2 ZIERKAPPEN für pozidrive Schrauben Nr2	p. 503
	pgb - AFD03	PROTECTION CAP poz. screws nr3 AFDEKKAP schroef m.poz.nr3 CAPUCHON vis poz. nr3 ZIERKAPPEN poz. Schrauben Nr3	p. 504
	pfs - PEVTG pfs+	WOOD SCREWS CSK-T flutes and cutting point P17 HOUTBOUWSCHROEF VK-T P17 - freesribben VIS CONSTRUCTION BOIS TF-T nervures et pointe coupante P17 HOLZBAUSCHRAUBEN SK-T Fräsrippen und P17	p. 505
	pfs - PETTG pfs+	FLANGE HEAD WOOD SCREW-T flutes and cutting point P17 FLENSKOPHOUTSCHROEF-T P17 - freesribben VIS à BOIS à EMBASE-T nervures et point coupante P17 TELLERKOPFSCHRAUBEN-T P17 - Fräsrippen	p. 507
	pfs - PWHTG pfs+	TROPIC WOOD SCREW CSK red.head T-drive with ribs HARDHOUTSCHROEF VK T-dr.kleine kop + freesribben VIS BOIS TROPIC TF tête réduite 6-lobes int. à nervure HARTHOLZSCHRAUBE Senkkkopf 60°-Innenstern-Fräsrippe	p. 510
	pfs - PWHVG Tropic wood screw	TROPIC WOOD SCREW CSK red.head,square drive with ribs HARDHOUTSCHROEF VK 60° V-indruk-freesribben-P17 VIS A BOIS TROPIC TF tête réd.,empr.carré avec nervures HARTHOLZSCHRAUBE SK 60° V-Antrieb,Fräsrippen,CUT-Spitze	p. 512
	pfs - PFSBS type B	pfs - TROPICAL WOOD SCREWS with countersunk head PFS - SCHROEVEN V. TROP.HARDHOUT met verzonken kop pfs - VIS à BOIS TROPICAL à tête fraisée pfs - TROP.HOLZSCHRAUBEN mit Senkkopf	p. 513
	pfs - PFS-Z type “Z”	pfs - TROPICAL WOOD SCREWS self drilling with csk head PFS - SCHROEVEN TROPISCH HARDHOUT zelfborend en verzonken kop pfs - VIS à BOIS TROPICAL tête fraisée, autoforante HARTHOLZSCHRAUBEN TROPISCH HOLZ selbstbohrend mit Senkkopf	p. 514
	pgb - TZBWP	CHIPBOARD SCREW CSK Selfdrilling, with T-drive SPAANDERPLAATSCHROEF VZK zelfborend, met T-drive VIS A PANNEAUX TF autoforante, avec six-lobes int. SPANPLATTENSCHRAUBE SK Selbstbohrend, mit Innenstern	p. 515
	pgb - MWVDG	CHIPBOARD SCREW CSK poz. w. cover hole / part. thread SPAANDERPLAATSCHROEF VK poz. met kopboring / deeldraad VIS A PANNEAUX TF poz. avec perçage / filet part. SPANPLATTENSCHRAUBE SK Poz. mit Kopflochb. Teilgewinde	p. 516
	pgb - AFD01	PROTECTION CAPS for screws with head bore AFDEKKAP schroef m.boorgat CAPUCHON pour vis à tête forée ZIERKAPPEN für Schrauben m.Kopflochbohrung	p. 517
	pgb - MWVKV	CHIPBOARD SCREW NARROW HEAD csk poz. total thread SPAANDERPLAATSCHROEF VK kleine kop poz. voll.draad VIS à PANNEAUX TETE REDUITE tf poz. filet total SPANPLATTENSCHRAUBE SK kleiner Kopf poz. / Vollgewinde	p. 518
	pgb - AWS	BACKWALL SCREW ACHTERWANDSCHROEF VIS POUR PAROIS ARRIERE RÜCKWANDSCHRAUBEN	p. 519
	pfs - PFS-M type “M”	SCREWS for MDF with countersunk head SCHROEVEN voor MDF met verzonken kop VIS pour MDF avec tête fraisée SCHRAUBEN für MDF mit Senkkopf	p. 520
	pfs - PMVTG wood screw MDF	Wood screw PFS+ CSK 60° for MDF HOUTSCHROEF PFS+ VK 60° voor MDF Vis à bois PFS+ TF 60° pour MDF Holzschraube PFS+ SK 60° für MDF	p. 521

	pgb - GPS type “S”	DRYWALL SCREW “S” bugel head and fine thread SNELBOUWSCHROEF “S” trompetkop met fijne draad VIS A FIXATION RAPIDE “S” tête trompète avec filet fin SCHNELLBAUSCHRAUBE “S” Trompetkopf und Feingewinde	p. 522
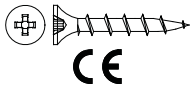	**pgb - GPC** type “C”	DRYWALL SCREW “C” bugel head and coarse thread SNELBOUWSCHROEF “C” trompetkop met grove draad VIS A FIXATION RAPIDE “C” tête trompête avec filet gros SCHNELLBAUSCHRAUBE “C” Trompetkopf und Grobgewinde	p. 526
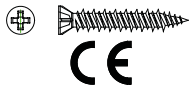	**pgb - GPF** type “F”	FERMACELL SCREW Hi-Lo thread SNELBOUWSCHROEF “F” Fermacell met Hi-Lo draad VIS POUR PANNEAUX FERMACELL Hi-Lo filet FASERPLATTENSCHRAUBE Hi-Lo Gewinde	p. 528
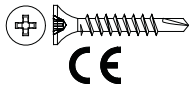	**pgb - GPZ** type “Z”	DRYWALL SCREW “Z” self drilling and bugel head SNELBOUWSCHROEF “Z” zelfborend met trompetkop VIS A FIXATION RAPIDE “Z” autoforante avec tête trompète SCHNELLBAUSCHRAUBE “Z” mit Bohrspitze und Trompetkopf	p. 529
	pgb - ZGVB	DRYWALL JOINT TAPE GLASVEZELBAND BANDE DE FIBRE FUGENBAND	p. 530
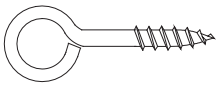	**pgb - 000SO**	SCREW EYES SCHROEFOGEN PITON FERME SCHRAUBOSEN	p. 531
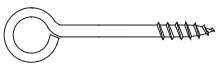	**pgb - 00LSO**	SCREW EYES long type SCHROEFOGEN lange uitvoering PITON FERME long SCHRAUBOSEN lang	p. 534
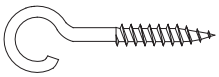	**pgb - 000SH**	CUP HOOK SCHROEFHAAK CROCHET D’ARMOIRE SCHRAUBHAKEN	p. 535
	**pgb - 000SD**	SQUARE HOOK SCHROEFDUIMEN GOND A VIS SCHRAUBHAKEN	p. 537
	pgb - 00ZSD	SQUARE HOOKS heavy type ZWARE SCHROEFDUIMEN GONDS A VIS GERADEHAKEN	p. 539
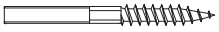	**pgb - 000SE**	HANGER BOLTS STOKEINDEN GOUJON à deux filets STOCKSCHRAUBEN	p. 542
	pgb - G0600	GATE HOOKS 1 separate/ 1 fixed screw eye WINDHAKEN 1 GEMONTEERD + 1 los schroefoog CROCHET DE CONTREVENT 1 piton fixé / 1 piton non-fixé STURMHAKEN 1 loser/1 montierter Ringschraube	p. 547
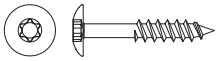	**pgb - TRESP**	TRUSSHEAD SCREW TX20 for wood constructions “TRESPA” SCHROEF met T-drive VIS DE FACADE TRESPA TX20 FASSADENSCHRAUBE “TRESPA” mit Innenvielzahn TX20	p. 548
	pgb - BLED1	SCREW PLATE with 2 holes BLADSCHROEF met 2 schroefgaten VIS A TETE DE PLAQUETTE avec 2 trous BLATTSCHRAUBE mit 2 löcher	p. 551
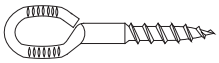	**pgb - BLED2**	SLOT SCREW LANGGATSCHROEF plat PITON A OEIL plat LANGLOCHSCHRAUBE flach	p. 552
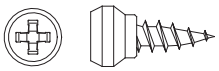	**pgb - KLNIP**	CLAMPING SCREW KLEMNIPPEL VIS DE CLIPSAGE NIPPELKOPF SCHRAUBE	p. 553
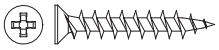	**pgb - KVSPW**	WINDOW SCREWS countersunk head special thread VENSTERBOUWSCHROEF verzonken kop spec.draad VIS POUR FENETRES tête fraisée filet spécial FENSTERBAUSCHRAUBEN Senkkopf Spezialgewinde	p. 554

	pgb - KVHL	WINDOW SCREWS countersunk head Hi-Lo thread VENSTERBOUWSCHROEF verzonken kop Hi-Lo draad VIS POUR FENETRES tête fraisée filet Hi-Lo FENSTERBAUSCHRAUBE Senkkopf Hi-LO Gewinde	p. 555
	pgb - ZBVV	WINDOW TEK SCREW countersunk head ZELFBORENDE VENSTERSCHROEVEN, verzonken kop VIS AUTOFORANTE pour FENETRES tête fraisée BOHRSCHRAUBE FENSTERBAU Senkkopf	p. 557
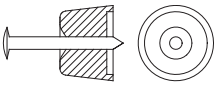	**pgb - SDR**	SHELF SUPPORT SCHABDRAGER TAQUET BODENTRÄGER	p. 559
	DIN 68150	WOODEN DOWEL HOUTEN MEUBELPLUG CHEVILLE EN BOIS HOLZDÜBEL	p. 563
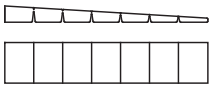	**pgb - WPL**	WEDGE WATERPASLATJE CALLE DE NIVEAU MOBELKEILE	p. 564

Din 571 (12/1986)

COACH SCREW HEXAGON HEAD

HOUTDRAADBOUTEN MET ZESKANTKOP

TIREFOND TÊTE HEXAGONALE

SECHSKANT-HOLZSCHRAUBE

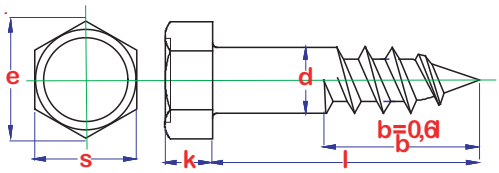

Z zinc pl.

CE EN 14592

material : Steel	**materiaal :** Staal	**matière :** Acier	**Werkstoff :** Stahl
type : standard	**type :** standaard	**type :** standard	**Typ :** Normalmass
surface : zinc plated Cr3+	**oppervlak :** verzinkt Cr3+	**surface :** zingué Cr3+	**Oberfläche :** verzinkt Cr3+

Technical properties / Technische gegevens / Données techniques / Technische Daten

d	e min.	k max.	s max.
d 5	8.63	3.88	8
d 6	10.89	4.38	10
d 7	13.07	5.38	12
d 8	14.2	5.88	13
d 10	18.72	7.45	17
d 12	20.88	8.45	19
d 16	26.17	10.45	24
d 20	32.95	13.9	30

d x l	art code	EAN	BOX	KG/ BOX
5 x 20	00571,05020 Z	5410439033046	200	1,28
5 x 25	00571,05025 Z	5410439033053	200	1,60
5 x 30	00571,05030 Z	5410439033077	200	1,56
5 x 35	00571,05035 Z	5410439033084	200	1,80
5 x 40	00571,05040 Z	5410439033107	200	2,12
5 x 45	00571,05045 Z	5410439033114	200	2,24
5 x 50	00571,05050 Z	5410439033138	200	2,56
5 x 60	00571,05060 Z	5410439033152	200	2,96
5 x 70	00571,05070 Z	5410439160667	200	3,40
6 x 20	00571,06020 Z	5410439033169	200	1,92
6 x 25	00571,06025 Z	5410439033176	200	2,20
6 x 30	00571,06030 Z	5410439033190	200	2,64
6 x 35	00571,06035 Z	5410439033213	200	2,68
6 x 40	00571,06040 Z	5410439033237	200	2,92
6 x 45	00571,06045 Z	5410439033251	200	3,24
6 x 50	00571,06050 Z	5410439033275	200	3,88
6 x 60	00571,06060 Z	5410439033299	200	4,32
6 x 70	00571,06070 Z	5410439033312	200	4,84
6 x 80	00571,06080 Z	5410439033336	200	5,52
6 x 90	00571,06090 Z	5410439033350	100	1,55

d x l	art code	EAN	BOX	KG/ BOX
6 x 100	00571,06100 Z	5410439033374	100	1,70
6 x 110	00571,06110 Z	5410439033381	100	1,86
6 x 120	00571,06120 Z	5410439033398	100	2,05
6 x 130	00571,06130 Z	5410439033404	100	2,22
6 x 140	00571,06140 Z	5410439033411	100	2,42
6 x 150	00571,06150 Z	5410439033428	100	2,55
7 x 30	00571,07030 Z	5410439033435	100	0,96
7 x 35	00571,07035 Z	5410439033442	100	1,19
7 x 40	00571,07040 Z	5410439033466	100	1,12
7 x 45	00571,07045 Z	5410439033473	100	1,24
7 x 50	00571,07050 Z	5410439033497	100	1,33
7 x 60	00571,07060 Z	5410439033510	100	1,56
7 x 70	00571,07070 Z	5410439033541	100	1,73
7 x 80	00571,07080 Z	5410439033558	100	2,04
7 x 90	00571,07090 Z	5410439033589	100	2,23
7 x 100	00571,07100 Z	5410439033596	100	2,33
7 x 110	00571,07110 Z	5410439033626	100	2,55
7 x 120	00571,07120 Z	5410439033633	100	2,73
7 x 130	00571,07130 Z	5410439033657	100	2,99
7 x 140	00571,07140 Z	5410439089210	100	3,29

Z zinc pl.

CE EN 14592

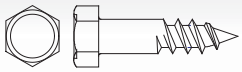

material : Steel	**materiaal :** Staal	**matière :** Acier	**Werkstoff :** Stahl
type : standard	**type :** standaard	**type :** standard	**Typ :** Normalmass
surface : zinc plated Cr3+	**oppervlak :** verzinkt Cr3+	**surface :** zingué Cr3+	**Oberfläche :** verzinkt Cr3+

d x l	art code	EAN	BOX	KG/ BOX
7 x 150	00571,07150 Z	5410439033671	100	3,44
8 x 25	00571,08025 Z	5410439033718	200	4,24
8 x 30	00571,08030 Z	5410439033732	200	4,76
8 x 35	00571,08035 Z	5410439033749	200	5,36
8 x 40	00571,08040 Z	5410439033763	200	6,20
8 x 45	00571,08045 Z	5410439033787	200	6,28
8 x 50	00571,08050 Z	5410439033800	200	6,80
8 x 60	00571,08060 Z	5410439033824	200	8,44
8 x 65	00571,08065 Z	5410439101158	200	8,72
8 x 70	00571,08070 Z	5410439033848	200	9,08
8 x 80	00571,08080 Z	5410439033862	200	10,44
8 x 90	00571,08090 Z	5410439033886	100	2,92
8 x 100	00571,08100 Z	5410439033909	100	3,30
8 x 110	00571,08110 Z	5410439033923	100	3,54
8 x 120	00571,08120 Z	5410439033947	100	3,67
8 x 130	00571,08130 Z	5410439033954	100	3,91
8 x 140	00571,08140 Z	5410439033961	50	1,08
8 x 150	00571,08150 Z	5410439033978	50	1,16
8 x 160	00571,08160 Z	5410439033985	50	1,22
8 x 180	00571,08180 Z	5410439034005	50	1,38
8 x 200	00571,08200 Z	5410439034012	50	1,55
10 x 30	00571,10030 Z	5410439034029	100	2,30
10 x 35	00571,10035 Z	5410439034036	100	2,67
10 x 40	00571,10040 Z	5410439034043	100	2,53
10 x 45	00571,10045 Z	5410439034050	100	3,12
10 x 50	00571,10050 Z	5410439034074	100	3,02
10 x 60	00571,10060 Z	5410439034098	100	3,59
10 x 70	00571,10070 Z	5410439034111	100	3,91
10 x 80	00571,10080 Z	5410439034135	100	4,50
10 x 90	00571,10090 Z	5410439034159	100	10,16
10 x 100	00571,10100 Z	5410439034173	100	5,23
10 x 110	00571,10110 Z	5410439034197	50	1,40
10 x 120	00571,10120 Z	5410439034210	50	1,51
10 x 130	00571,10130 Z	5410439034227	50	1,67
10 x 140	00571,10140 Z	5410439034234	50	1,71
10 x 150	00571,10150 Z	5410439034241	50	1,84
10 x 160	00571,10160 Z	5410439034258	50	1,96
10 x 170	00571,10170 Z	5410439034265	50	2,17
10 x 180	00571,10180 Z	5410439034272	50	2,22

d x l	art code	EAN	BOX	KG/ BOX
10 x 200	00571,10200 Z	5410439034289	50	2,36
10 x 220	00571,10220 Z	5410439098953	50	2,72
10 x 240	00571,10240 Z	5410439098960	50	2,90
10 x 260	00571,10260 Z	5410439098977	50	3,19
10 x 280	00571,10280 Z	5410439098984	25	0,88
10 x 300	00571,10300 Z	5410439113779	25	0,95
12 x 40	00571,12040 Z	5410439101196	100	3,84
12 x 50	00571,12050 Z	5410439101202	50	1,13
12 x 60	00571,12060 Z	5410439034296	50	1,28
12 x 70	00571,12070 Z	5410439034302	50	1,42
12 x 80	00571,12080 Z	5410439034319	50	1,55
12 x 90	00571,12090 Z	5410439034326	50	1,81
12 x 100	00571,12100 Z	5410439034333	50	1,93
12 x 110	00571,12110 Z	5410439034340	50	2,07
12 x 120	00571,12120 Z	5410439034357	50	2,24
12 x 130	00571,12130 Z	5410439034364	50	2,42
12 x 140	00571,12140 Z	5410439034371	50	2,61
12 x 150	00571,12150 Z	5410439034388	50	2,72
12 x 160	00571,12160 Z	5410439034395	25	0,76
12 x 170	00571,12170 Z	5410439034401	25	0,80
12 x 180	00571,12180 Z	5410439034418	25	0,83
12 x 200	00571,12200 Z	5410439034425	25	0,91
12 x 220	00571,12220 Z	5410439098991	25	0,99
12 x 240	00571,12240 Z	5410439099004	25	1,02
12 x 260	00571,12260 Z	5410439099028	25	1,19
12 x 280	00571,12280 Z	5410439099035	25	1,28
12 x 300	00571,12300 Z	5410439113816	25	1,33
16 x 60	00571,16060 Z	5410439216500	25	0,62
16 x 80	00571,16080 Z	5410439169158	25	0,74
16 x 90	00571,16090 Z	5410439436540	25	0,81
16 x 100	00571,16100 Z	5410439169110	25	0,88
16 x 120	00571,16120 Z	5410439169172	25	1,08
16 x 150	00571,16150 Z	5410439169189	25	1,24
16 x 160	00571,16160 Z	5410439169196	25	1,37
16 x 180	00571,16180 Z	5410439169127	25	1,52
16 x 200	00571,16200 Z	5410439169141	25	1,65
16 x 220	00571,16220 Z	5410439436557	25	1,82
16 x 300	00571,16300 Z	5410439436564	25	2,43
20 x 120	00571,20120 Z	5410439404563	25	1,72

Din 571 (12/1986)

COACH SCREW HEXAGON HEAD

HOUTDRAADBOUTEN MET ZESKANTKOP

TIREFOND TÊTE HEXAGONALE

SECHSKANT-HOLZSCHRAUBE

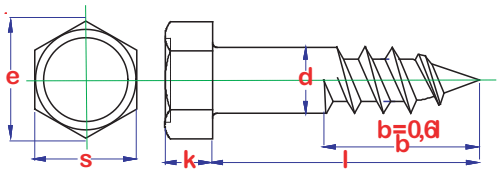

VV hdg

CE EN 14592

material : Steel	**materiaal :** Staal	**matière :** Acier	**Werkstoff :** Stahl
type : standard	**type :** standaard	**type :** standard	**Typ :** normalmass
surface : hot dipped galvanised	**oppervlak :** vuurverzinkt	**surface :** galv. à chaud	**Oberfläche :** feuerverzinkt

Technical properties / Technische gegevens / Données techniques / Technische Daten

d	e min.	k max.	s max.
d 6	10.89	4.38	10
d 7	13.07	5.38	12
d 8	14.2	5.88	13
d 10	18.72	7.45	17
d 12	20.88	8.45	19

d x l	art code	EAN	BOX	KG/ BOX
6 x 30	00571,06030 VZ	5410439640794	200	2,64
6 x 40	00571,06040 VZ	5410439640817	200	0,00
6 x 60	00571,06060 VZ	5410439640848	200	4,48
6 x 80	00571,06080 VZ	5410439640862	200	5,60
6 x 100	00571,06100 VZ	5410439640879	100	1,68
7 x 70	00571,07070 VZ	5410439033534	100	1,84
7 x 90	00571,07090 VZ	5410439033572	100	2,22
7 x 110	00571,07110 VZ	5410439033619	100	2,75
7 x 130	00571,07130 VZ	5410439033640	100	3,17
7 x 150	00571,07150 VZ	5410439033664	100	3,63
8 x 30	00571,08030 VZ	5410439640886	200	5,16
8 x 40	00571,08040 VZ	5410439643375	200	6,24
8 x 50	00571,08050 VZ	5410439177320	200	7,28
8 x 60	00571,08060 VZ	5410439404648	200	8,36

d x l	art code	EAN	BOX	KG/ BOX
8 x 80	00571,08080 VZ	5410439404662	200	10,60
8 x 100	00571,08100 VZ	5410439404679	100	3,20
8 x 120	00571,08120 VZ	5410439404686	100	3,72
10 x 60	00571,10060 VZ	5410439404693	100	3,65
10 x 80	00571,10080 VZ	5410439404716	100	4,52
10 x 100	00571,10100 VZ	5410439404723	100	5,40
10 x 120	00571,10120 VZ	5410439404730	50	1,56
10 x 150	00571,10150 VZ	5410439640985	50	1,90
12 x 120	00571,12120 VZ	5410439404846	50	2,24
12 x 140	00571,12140 VZ	5410439404853	50	2,54
12 x 160	00571,12160 VZ	5410439404860	25	0,71
12 x 180	00571,12180 VZ	5410439404877	25	0,80
12 x 200	00571,12200 VZ	5410439404884	25	0,87

Din 571 (12/1986)

COACH SCREW HEXAGON HEAD

HOUTDRAADBOUTEN MET ZESKANTKOP

TIREFOND TÊTE HEXAGONALE

SECHSKANT-HOLZSCHRAUBE

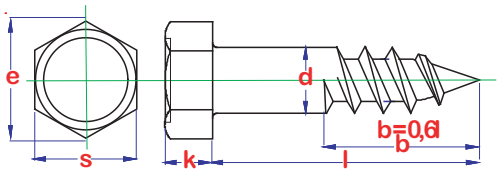

A2 inox

CE EN 14592

material : Stainless steel A2	**materiaal :** Inox A2	**matière :** Inox A2	**Werkstoff :** Edelstahl A2
type : standard	**type :** standaard	**type :** standard	**Typ :** Normalmass
surface : plain	**oppervlak :** blank	**surface :** brut	**Oberfläche :** roh

Technical properties / Technische gegevens / Données techniques / Technische Daten

d	e min.	k max.	s max.
d 5	8.63	3.88	8
d 6	10.89	4.38	10
d 7	13.07	5.38	12
d 8	14.2	5.88	13
d 10	18.72	7.45	17
d 12	20.88	8.45	19

d x l	art code	EAN	BOX	KG/ BOX
5 x 30	00571,05030 A2	5410439033060	200	1,64
5 x 40	00571,05040 A2	5410439033091	100	0,51
5 x 50	00571,05050 A2	5410439033121	100	0,63
5 x 60	00571,05060 A2	5410439033145	100	0,74
6 x 25	00571,06025 A2	5410439089180	200	2,48
6 x 30	00571,06030 A2	5410439033183	200	2,72
6 x 35	00571,06035 A2	5410439033206	200	3,08
6 x 40	00571,06040 A2	5410439033220	200	3,40
6 x 45	00571,06045 A2	5410439033244	200	3,76
6 x 50	00571,06050 A2	5410439033268	200	4,04
6 x 60	00571,06060 A2	5410439033282	200	4,68
6 x 70	00571,06070 A2	5410439033305	100	1,34
6 x 80	00571,06080 A2	5410439033329	100	1,50
6 x 90	00571,06090 A2	5410439033343	100	1,68
6 x 100	00571,06100 A2	5410439033367	100	1,79
7 x 40	00571,07040 A2	5410439033459	200	4,88
7 x 50	00571,07050 A2	5410439033480	100	1,44
7 x 60	00571,07060 A2	5410439033503	100	1,45
7 x 70	00571,07070 A2	5410439033527	100	1,83
7 x 80	00571,07080 A2	5410439102186	100	2,00
7 x 90	00571,07090 A2	5410439033565	100	2,29
7 x 100	00571,07100 A2	5410439173568	100	2,46

d x l	art code	EAN	BOX	KG/ BOX
7 x 110	00571,07110 A2	5410439033602	100	2,70
7 x 120	00571,07120 A2	5410439173575	100	2,87
7 x 130	00571,07130 A2	5410439111126	100	3,10
8 x 30	00571,08030 A2	5410439033725	100	1,37
8 x 35	00571,08035 A2	5410439089227	100	1,44
8 x 40	00571,08040 A2	5410439033756	100	1,66
8 x 45	00571,08045 A2	5410439033770	100	1,78
8 x 50	00571,08050 A2	5410439033794	100	1,93
8 x 60	00571,08060 A2	5410439033817	100	2,21
8 x 70	00571,08070 A2	5410439033831	50	0,64
8 x 80	00571,08080 A2	5410439033855	50	0,72
8 x 90	00571,08090 A2	5410439033879	50	0,77
8 x 100	00571,08100 A2	5410439033893	50	0,83
8 x 110	00571,08110 A2	5410439033916	50	0,90
8 x 120	00571,08120 A2	5410439033930	50	0,99
8 x 130	00571,08130 A2	5410439173582	50	1,05
8 x 140	00571,08140 A2	5410439141673	50	1,10
8 x 150	00571,08150 A2	5410439173605	50	1,20
10 x 40	00571,10040 A2	5410439173612	50	0,72
10 x 50	00571,10050 A2	5410439034067	50	0,85
10 x 60	00571,10060 A2	5410439034081	50	0,96
10 x 70	00571,10070 A2	5410439034104	50	1,06

A2 inox

CE EN 14592

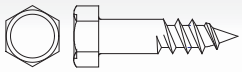

material : Stainless steel A2	**materiaal :** Inox A2	**matière :** Inox A2	**Werkstoff :** Edelstahl A2
type : standard	**type :** standaard	**type :** standard	**Typ :** Normalmass
surface : plain	**oppervlak :** blank	**surface :** brut	**Oberfläche :** roh

d x l	art code	EAN	BOX	KG/ BOX
10 x 80	00571,10080 A2	5410439034128	50	1,17
10 x 90	00571,10090 A2	5410439034142	50	1,28
10 x 100	00571,10100 A2	5410439034166	50	1,37
10 x 110	00571,10110 A2	5410439034180	50	1,48
10 x 120	00571,10120 A2	5410439034203	50	1,60
10 x 130	00571,10130 A2	5410439173599	50	1,71
10 x 140	00571,10140 A2	5410439140799	50	1,83
10 x 150	00571,10150 A2	5410439173629	50	1,97
12 x 50	00571,12050 A2	5410439173636	50	1,23
12 x 60	00571,12060 A2	5410439113786	50	1,39

d x l	art code	EAN	BOX	KG/ BOX
12 x 70	00571,12070 A2	5410439113793	50	1,54
12 x 80	00571,12080 A2	5410439113809	25	0,43
12 x 90	00571,12090 A2	5410439187213	25	0,45
12 x 100	00571,12100 A2	5410439173971	25	0,48
12 x 110	00571,12110 A2	5410439187220	25	0,52
12 x 120	00571,12120 A2	5410439141048	25	0,58
12 x 130	00571,12130 A2	5410439173643	25	0,60
12 x 140	00571,12140 A2	5410439140942	25	0,68
12 x 150	00571,12150 A2	5410439173650	25	0,72

Din 571 (12/1986)

COACH SCREW HEXAGON HEAD

HOUTDRAADBOUTEN MET ZESKANTKOP

TIREFOND TÊTE HEXAGONALE

SECHSKANT-HOLZSCHRAUBE

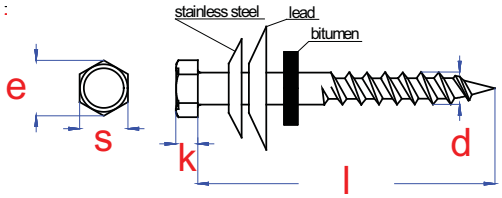

A2 inox

CE EN 14592

material : Stainless steel A2 **type :** mounted with 3 washers **surface :** plain	**materiaal :** Inox A2 **type :** met 3 dubbele sluitschelp gemont. **oppervlak :** blank	**matière :** Inox A2 **type :** prémonté avec 3 rondelles **surface :** brut	**Werkstoff :** Edelstahl A2 **Typ :** montiert mit 3-fach Dichtscheibe **Oberfläche :** roh

Technical properties / Technische gegevens / Données techniques / Technische Daten

d	e min.	k max.	s max.
d 7	13.07	5.38	12

d x l	art code	EAN	BOX	KG/ BOX
7 x 110	GM571,07110 A2	5410439154536	100	3,94

d x l	art code	EAN	BOX	KG/ BOX
7 x 130	GM571,07130 A2	5410439379014	50	1,11

I

pgb - AFD07

COMBINED CAPS FOR COACH SCREWS

AFDEKKAP HOUTDRAADBOUT

CAPUCHON POUR TIREFONDS

KOMBIKAPPEN FÜR HOLZSCHRAUBEN

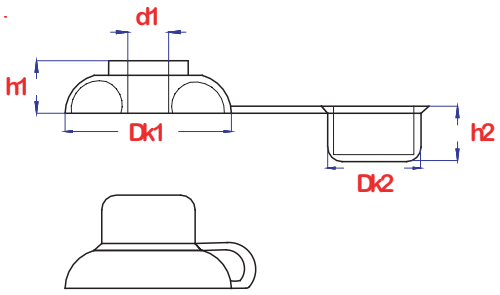

N
nylon

material : Synthetic	**materiaal :** Kunststof	**matière :** Synthétique	**Werkstoff :** Kunststoff
type : standard	**type :** standaard	**type :** standard	**Typ :** Normalmass
surface : colour: grey	**oppervlak :** kleur: grijs	**surface :** couleur: gris	**Oberfläche :** Farbe: grau

Technical properties / Technische gegevens /
Données techniques / Technische Daten

d x	art code	EAN	BOX	KG/ BOX	d1	h1	h2	Dk1	Dk2
5 x	AFDEK,070507N	5410439005876	100	0,19	5,5	5	10	20	16
7 x	AFDEK,070707N	5410439005883	100	0,39	7,5	9,5	12	29	19
7 x	AFDEK,070707NZ	5410439332613	100	0,40	7,5	9,5	12	29	19

I

Din 603 (10/1981)

CARRIAGE BOLT WITH SQUARE SHOULDER UNDER THE HEAD

HOUTBOUT VIERKANT ONDER KOP

BOULON POUR BOIS TÊTE BOMBÉE COLLET CARRÉ

FLACHRUNDSCHRAUBE MIT VIERKANTANSATZ

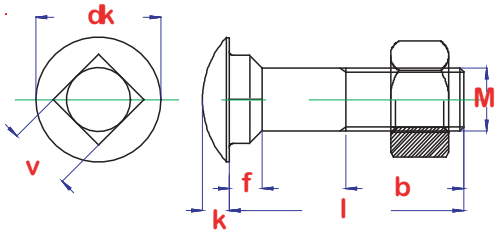

Z zinc pl.

CE EN 14592

material : Steel	**materiaal :** Staal	**matière :** Acier	**Werkstoff :** Stahl
type : with nut	**type :** met moer	**type :** avec écrou	**Typ :** mit Mutter
surface : zinc plated	**oppervlak :** verzinkt	**surface :** zingué	**Oberfläche :** verzinkt

Technical properties / Technische gegevens / Données techniques / Technische Daten

M	b1=l<125	b2=l<200	b3=l>200	dk max.	f max.	k max.	V max.
M 5	16	22		13	3.5	3	5.48
M 6	18	24		16	4	3.5	6.48
M 8	22	28	41	20	5	4.5	8.58
M 10	26	32	45	24	6	5	10.58
M 12	30	36	49	30	8	6.5	12.7

M x l	art code	EAN	BOX	KG/ BOX
5 x 16	00603,05016 Z	5410439036269	200	2,00
5 x 20	00603,05020 Z	5410439036276	200	2,16
5 x 25	00603,05025 Z	5410439036283	200	2,48
5 x 30	00603,05030 Z	5410439036290	200	2,84
5 x 35	00603,05035 Z	5410439036306	200	3,08
5 x 40	00603,05040 Z	5410439036313	200	3,36
5 x 45	00603,05045 Z	5410439036320	200	3,72
5 x 50	00603,05050 Z	5410439036337	200	3,76
5 x 60	00603,05060 Z	5410439036344	200	4,20
5 x 70	00603,05070 Z	5410439036351	200	4,64
6 x 12	00603,06012 Z	5410439206181	200	3,20
6 x 16	00603,06016 Z	5410439036368	200	3,68
6 x 20	00603,06020 Z	5410439036382	200	3,76
6 x 25	00603,06025 Z	5410439036405	200	4,36
6 x 30	00603,06030 Z	5410439036429	200	4,48
6 x 35	00603,06035 Z	5410439036443	200	4,76
6 x 40	00603,06040 Z	5410439036467	200	5,16
6 x 45	00603,06045 Z	5410439036481	200	5,44
6 x 50	00603,06050 Z	5410439036511	200	5,92
6 x 55	00603,06055 Z	5410439305198	200	6,20
6 x 60	00603,06060 Z	5410439036535	200	6,48
6 x 65	00603,06065 Z	5410439303569	200	7,00
6 x 70	00603,06070 Z	5410439036559	200	7,52

M x l	art code	EAN	BOX	KG/ BOX
6 x 75	00603,06075 Z	5410439303576	200	7,52
6 x 80	00603,06080 Z	5410439036566	200	8,52
6 x 90	00603,06090 Z	5410439036573	100	2,24
6 x 100	00603,06100 Z	5410439036580	100	2,32
6 x 110	00603,06110 Z	5410439036597	100	2,54
6 x 120	00603,06120 Z	5410439036603	100	2,61
6 x 130	00603,06130 Z	5410439036610	100	2,81
6 x 140	00603,06140 Z	5410439036627	100	2,99
6 x 150	00603,06150 Z	5410439036634	100	3,19
8 x 16	00603,08016 Z	5410439036641	200	6,80
8 x 20	00603,08020 Z	5410439036672	200	7,96
8 x 25	00603,08025 Z	5410439036696	200	7,84
8 x 30	00603,08030 Z	5410439036719	200	8,76
8 x 35	00603,08035 Z	5410439036733	200	9,40
8 x 40	00603,08040 Z	5410439036764	200	10,64
8 x 45	00603,08045 Z	5410439036788	200	10,92
8 x 50	00603,08050 Z	5410439036801	200	11,68
8 x 55	00603,08055 Z	5410439305822	200	11,60
8 x 60	00603,08060 Z	5410439036825	200	12,36
8 x 65	00603,08065 Z	5410439303583	100	3,28
8 x 70	00603,08070 Z	5410439036849	100	3,45
8 x 75	00603,08075 Z	5410439303590	100	3,58
8 x 80	00603,08080 Z	5410439036863	100	3,71

Z zinc pl.

CE EN 14592

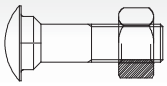

material : Steel	**materiaal :** Staal	**matière :** Acier	**Werkstoff :** Stahl
type : with nut	**type :** met moer	**type :** avec écrou	**Typ :** mit Mutter
surface : zinc plated	**oppervlak :** verzinkt	**surface :** zingué	**Oberfläche :** verzinkt

M x l	art code	EAN	BOX	KG/ BOX
8 x 90	00603,08090 Z	5410439036870	100	4,10
8 x 100	00603,08100 Z	5410439036887	100	4,36
8 x 110	00603,08110 Z	5410439036894	100	4,66
8 x 120	00603,08120 Z	5410439036900	100	5,13
8 x 130	00603,08130 Z	5410439036917	100	5,21
8 x 140	00603,08140 Z	5410439036924	50	1,45
8 x 150	00603,08150 Z	5410439036931	50	1,49
8 x 160	00603,08160 Z	5410439036948	50	1,59
8 x 170	00603,08170 Z	5410439303606	50	1,52
8 x 180	00603,08180 Z	5410439036955	50	1,71
8 x 200	00603,08200 Z	5410439036962	50	1,86
10 x 20	00603,10020 Z	5410439304795	100	3,35
10 x 25	00603,10025 Z	5410439036986	100	3,59
10 x 30	00603,10030 Z	5410439037006	100	3,90
10 x 35	00603,10035 Z	5410439037020	100	4,08
10 x 40	00603,10040 Z	5410439037044	100	4,23
10 x 45	00603,10045 Z	5410439037068	100	4,50
10 x 50	00603,10050 Z	5410439037082	100	5,10
10 x 55	00603,10055 Z	5410439303620	100	5,15
10 x 60	00603,10060 Z	5410439037105	100	5,32
10 x 65	00603,10065 Z	5410439303637	100	5,65
10 x 70	00603,10070 Z	5410439037129	100	5,86
10 x 75	00603,10075 Z	5410439303644	100	6,14
10 x 80	00603,10080 Z	5410439037143	100	6,21
10 x 90	00603,10090 Z	5410439037150	100	6,71
10 x 100	00603,10100 Z	5410439037167	50	0,92
10 x 110	00603,10110 Z	5410439037174	50	1,96
10 x 120	00603,10120 Z	5410439037181	50	2,07
10 x 130	00603,10130 Z	5410439037198	50	2,21
10 x 140	00603,10140 Z	5410439037204	50	2,30
10 x 150	00603,10150 Z	5410439037211	50	2,45
10 x 160	00603,10160 Z	5410439037228	50	2,55
10 x 170	00603,10170 Z	5410439303651	50	2,64
10 x 180	00603,10180 Z	5410439037235	50	2,79
10 x 190	00603,10190 Z	5410439303668	50	2,98

M x l	art code	EAN	BOX	KG/ BOX
10 x 200	00603,10200 Z	5410439037242	50	3,04
10 x 220	00603,10220 Z	5410439099080	25	0,84
10 x 240	00603,10240 Z	5410439099103	25	0,92
10 x 250	00603,10250 Z	5410439303682	25	1,08
10 x 260	00603,10260 Z	5410439099110	25	0,96
10 x 280	00603,10280 Z	5410439099127	25	1,05
10 x 300	00603,10300 Z	5410439099134	25	1,06
12 x 30	00603,12030 Z	5410439305808	50	1,60
12 x 35	00603,12035 Z	5410439101028	50	1,69
12 x 40	00603,12040 Z	5410439101035	50	1,79
12 x 45	00603,12045 Z	5410439101042	50	1,81
12 x 50	00603,12050 Z	5410439037259	50	1,95
12 x 55	00603,12055 Z	5410439101059	50	2,04
12 x 60	00603,12060 Z	5410439037266	50	2,13
12 x 70	00603,12070 Z	5410439037273	50	2,31
12 x 80	00603,12080 Z	5410439037280	50	2,48
12 x 90	00603,12090 Z	5410439037297	50	2,68
12 x 100	00603,12100 Z	5410439037303	50	2,86
12 x 110	00603,12110 Z	5410439037310	25	0,75
12 x 120	00603,12120 Z	5410439037327	25	0,81
12 x 130	00603,12130 Z	5410439037334	25	0,84
12 x 140	00603,12140 Z	5410439037341	25	0,88
12 x 150	00603,12150 Z	5410439037358	25	0,94
12 x 160	00603,12160 Z	5410439037365	25	0,99
12 x 170	00603,12170 Z	5410439305839	25	1,04
12 x 180	00603,12180 Z	5410439037372	25	1,08
12 x 190	00603,12190 Z	5410439101080	25	1,12
12 x 200	00603,12200 Z	5410439037389	25	1,18
12 x 220	00603,12220 Z	5410439099141	25	1,31
12 x 230	00603,12230 Z	5410439305815	25	1,49
12 x 240	00603,12240 Z	5410439099158	25	1,35
12 x 250	00603,12250 Z	5410439099165	25	1,60
12 x 260	00603,12260 Z	5410439099172	25	1,45
12 x 280	00603,12280 Z	5410439099189	25	1,51
12 x 300	00603,12300 Z	5410439305846	25	1,64

Din 603 (10/1981)

CARRIAGE BOLT WITH SQUARE SHOULDER UNDER THE HEAD

HOUTBOUT VIERKANT ONDER KOP

BOULON POUR BOIS TÊTE BOMBÉE COLLET CARRÉ

FLACHRUNDSCHRAUBE MIT VIERKANTANSATZ

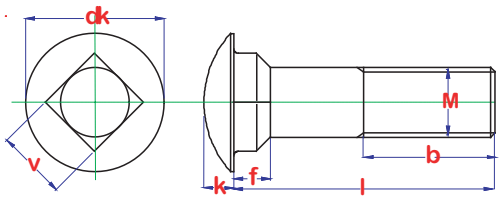

A2 inox

CE EN 14592

material : Stainless steel A2	**materiaal :** Inox A2	**matière :** Inox A2	**Werkstoff :** Edelstahl A2
type : without nut	**type :** zonder moer	**type :** sans écrou	**Typ :** ohne Mutter
surface : plain	**oppervlak :** blank	**surface :** brut	**Oberfläche :** roh

Technical properties / Technische gegevens / Données techniques / Technische Daten

M	b1=l<125	b2=l<200	b3=l>200	dk max.	f max.	k max.	V max.
M 5	16	22		13	3.5	3	5.48
M 6	18	24		16	4	3.5	6.48
M 8	22	28	41	20	5	4.5	8.58
M 10	26	32	45	24	6	5	10.58
M 12	30	36	49	30	8	6.5	12.7

M x l	art code	EAN	BOX	KG/ BOX
5 x 20	00603,05020 A2	5410439181648	200	2,24
5 x 25	00603,05025 A2	5410439153058	200	2,12
5 x 30	00603,05030 A2	5410439181655	200	2,60
5 x 35	00603,05035 A2	5410439181662	200	2,64
5 x 40	00603,05040 A2	5410439213844	200	2,88
6 x 16	00603,06016 A2	5410439089258	200	3,68
6 x 20	00603,06020 A2	5410439036375	200	2,96
6 x 25	00603,06025 A2	5410439036399	200	3,16
6 x 30	00603,06030 A2	5410439036412	200	3,52
6 x 35	00603,06035 A2	5410439036436	200	4,04
6 x 40	00603,06040 A2	5410439036450	200	4,16
6 x 45	00603,06045 A2	5410439036474	100	1,18
6 x 50	00603,06050 A2	5410439036498	100	1,26
6 x 55	00603,06055 A2	5410439173667	100	1,36
6 x 60	00603,06060 A2	5410439036528	100	1,45
6 x 70	00603,06070 A2	5410439036542	100	1,56
6 x 80	00603,06080 A2	5410439114165	100	1,81
6 x 90	00603,06090 A2	5410439173674	100	1,98
6 x 100	00603,06100 A2	5410439114172	100	2,15
8 x 16	00603,08016 A2	5410439102193	200	6,96
8 x 20	00603,08020 A2	5410439036665	200	5,80
8 x 25	00603,08025 A2	5410439036689	100	1,55
8 x 30	00603,08030 A2	5410439036702	100	1,73

M x l	art code	EAN	BOX	KG/ BOX
8 x 35	00603,08035 A2	5410439036726	100	1,83
8 x 40	00603,08040 A2	5410439036757	100	2,01
8 x 45	00603,08045 A2	5410439036771	100	2,45
8 x 50	00603,08050 A2	5410439036795	100	2,41
8 x 55	00603,08055 A2	5410439102209	100	2,60
8 x 60	00603,08060 A2	5410439036818	100	2,71
8 x 65	00603,08065 A2	5410439201322	100	2,88
8 x 70	00603,08070 A2	5410439036832	50	0,75
8 x 80	00603,08080 A2	5410439036856	50	0,84
8 x 90	00603,08090 A2	5410439307710	50	0,92
8 x 100	00603,08100 A2	5410439114189	50	0,99
8 x 110	00603,08110 A2	5410439133517	50	1,08
8 x 120	00603,08120 A2	5410439135818	50	1,16
10 x 20	00603,10020 A2	5410439173681	100	2,36
10 x 25	00603,10025 A2	5410439036979	100	2,72
10 x 30	00603,10030 A2	5410439036993	100	2,89
10 x 35	00603,10035 A2	5410439037013	100	4,11
10 x 40	00603,10040 A2	5410439037037	100	3,38
10 x 45	00603,10045 A2	5410439037051	100	4,67
10 x 50	00603,10050 A2	5410439037075	50	0,97
10 x 55	00603,10055 A2	5410439173698	50	1,32
10 x 60	00603,10060 A2	5410439037099	50	1,10
10 x 70	00603,10070 A2	5410439037112	50	1,22

A2 inox

CE EN 14592

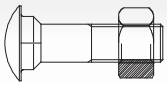

material : Stainless steel A2	**materiaal :** Inox A2	**matière :** Inox A2	**Werkstoff :** Edelstahl A2
type : without nut	**type :** zonder moer	**type :** sans écrou	**Typ :** ohne Mutter
surface : plain	**oppervlak :** blank	**surface :** brut	**Oberfläche :** roh

M x l	art code	EAN	BOX	KG/ BOX
10 x 80	00603,10080 A2	5410439037136	50	1,36
10 x 90	00603,10090 A2	5410439114196	50	1,46
10 x 100	00603,10100 A2	5410439114202	50	1,60
10 x 110	00603,10110 A2	5410439102216	50	2,18
10 x 120	00603,10120 A2	5410439114219	50	1,83
10 x 130	00603,10130 A2	5410439173704	50	1,98
10 x 140	00603,10140 A2	5410439135405	50	2,08
10 x 150	00603,10150 A2	5410439173711	50	2,25
12 x 40	00603,12040 A2	5410439114226	50	1,36
12 x 45	00603,12045 A2	5410439173728	50	1,82
12 x 50	00603,12050 A2	5410439114233	50	1,65

M x l	art code	EAN	BOX	KG/ BOX
12 x 55	00603,12055 A2	5410439173735	50	2,04
12 x 60	00603,12060 A2	5410439114240	50	2,15
12 x 70	00603,12070 A2	5410439114257	50	1,76
12 x 80	00603,12080 A2	5410439114264	25	0,52
12 x 90	00603,12090 A2	5410439114271	25	0,58
12 x 100	00603,12100 A2	5410439114288	25	0,62
12 x 110	00603,12110 A2	5410439128261	25	0,67
12 x 120	00603,12120 A2	5410439114295	25	0,72
12 x 130	00603,12130 A2	5410439114301	25	0,93
12 x 140	00603,12140 A2	5410439114318	25	0,81
12 x 150	00603,12150 A2	5410439173742	25	1,04

WOOD SCREWS RAISED COUNTERSUNK HEAD SLOTTED

HOUTSCHROEVEN BOLVERZ. KOP MET GLEUF

VIS A BOIS TÊTE FRAISÉE BOMBÉE AVEC FENTE

HOLZSCHRAUBEN LINSENSENKKOPF MIT SCHLITZ

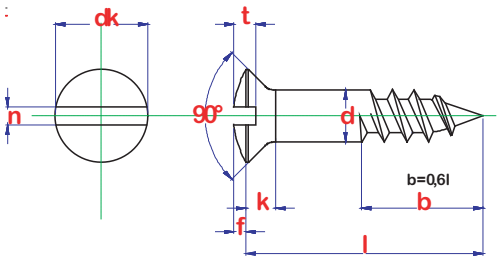

MS Brass

material : Brass	**materiaal :** Messing	**matière :** Laiton	**Werkstoff :** Messing
type : standard	**type :** standaard	**type :** standard	**Typ :** Normalmass
surface : plain	**oppervlak :** blank	**surface :** brut	**Oberfläche :** roh

Technical properties / Technische gegevens / Données techniques / Technische Daten

d	dk max.	f env.	k max.	n max.	t max.
d 2	4.1	0.5	1.2	0.7	1
d 2,5	5.08	0.6	1.5	0.8	1.2
d 3,5	6.95	0.9	1.93	1	1.7
d 4,5	8.75	1.1	2.35	1.2	2.1
d 6	11.55	1.5	3	1.91	2.8

d x l	art code	EAN	BOX	KG/ BOX
2 x 10	00095,20010 MS	5410439020770	500	0,75
2 x 12	00095,20012 MS	5410439020794	500	1,00
2 x 16	00095,20016 MS	5410439020817	200	0,20
2 x 20	00095,20020 MS	5410439020831	500	1,25
2,5 x 10	00095,25010 MS	5410439020855	500	1,00
2,5 x 12	00095,25012 MS	5410439020879	500	1,25
2,5 x 16	00095,25016 MS	5410439020893	500	1,25
2,5 x 20	00095,25020 MS	5410439020916	500	1,75
2,5 x 25	00095,25025 MS	5410439020930	500	2,00
2,5 x 30	00095,25030 MS	5410439020954	500	2,50
3 x 10	00095,30010 MS	5410439020978	200	0,24
3 x 12	00095,30012 MS	5410439020992	200	0,28
3 x 16	00095,30016 MS	5410439021012	200	0,36
3 x 20	00095,30020 MS	5410439021036	200	0,44
3 x 25	00095,30025 MS	5410439021050	200	0,56
3 x 30	00095,30030 MS	5410439021074	200	0,64
3 x 35	00095,30035 MS	5410439021098	200	0,72
3 x 40	00095,30040 MS	5410439021111	200	0,84
3 x 45	00095,30045 MS	5410439021135	200	0,96
3 x 50	00095,30050 MS	5410439021159	200	1,08
3,5 x 12	00095,35012 MS	5410439021197	200	0,36
3,5 x 16	00095,35016 MS	5410439021210	200	0,48
3,5 x 20	00095,35020 MS	5410439021234	200	0,60

d x l	art code	EAN	BOX	KG/ BOX
3,5 x 25	00095,35025 MS	5410439021258	200	0,72
3,5 x 30	00095,35030 MS	5410439021272	200	0,84
3,5 x 35	00095,35035 MS	5410439021296	200	0,96
3,5 x 40	00095,35040 MS	5410439021319	200	1,08
3,5 x 45	00095,35045 MS	5410439021333	200	1,24
3,5 x 50	00095,35050 MS	5410439021357	200	1,36
4 x 16	00095,40016 MS	5410439021395	200	0,64
4 x 20	00095,40020 MS	5410439021418	200	0,76
4 x 25	00095,40025 MS	5410439021432	200	0,92
4 x 30	00095,40030 MS	5410439021456	200	1,08
4 x 35	00095,40035 MS	5410439021470	200	1,24
4 x 40	00095,40040 MS	5410439021494	200	1,40
4 x 45	00095,40045 MS	5410439021517	200	1,52
4 x 50	00095,40050 MS	5410439021531	200	1,68
4 x 60	00095,40060 MS	5410439021555	200	2,00
4 x 70	00095,40070 MS	5410439021579	200	2,32
4,5 x 20	00095,45020 MS	5410439021616	200	0,92
4,5 x 25	00095,45025 MS	5410439021630	200	1,12
4,5 x 30	00095,45030 MS	5410439021654	200	1,32
4,5 x 35	00095,45035 MS	5410439021678	200	1,52
4,5 x 40	00095,45040 MS	5410439021692	200	1,68
4,5 x 45	00095,45045 MS	5410439021715	200	1,88
4,5 x 50	00095,45050 MS	5410439021739	200	2,08

MS
Brass

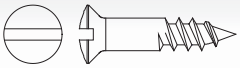

material : Brass	**materiaal :** Messing	**matière :** Laiton	**Werkstoff :** Messing
type : standard	**type :** standaard	**type :** standard	**Typ :** Normalmass
surface : plain	**oppervlak :** blank	**surface :** brut	**Oberfläche :** roh

d x l	art code	EAN	BOX	KG/ BOX
4,5 x 60	00095,45060 MS	5410439021753	200	2,48
4,5 x 70	00095,45070 MS	5410439021777	200	2,88
5 x 20	00095,50020 MS	5410439021807	200	1,12
5 x 25	00095,50025 MS	5410439021821	200	1,36
5 x 30	00095,50030 MS	5410439021845	200	1,60
5 x 35	00095,50035 MS	5410439021869	200	1,84
5 x 40	00095,50040 MS	5410439021883	200	2,08
5 x 45	00095,50045 MS	5410439021906	200	2,32
5 x 50	00095,50050 MS	5410439021920	200	2,56
5 x 60	00095,50060 MS	5410439021944	200	3,04

d x l	art code	EAN	BOX	KG/ BOX
5 x 70	00095,50070 MS	5410439021968	200	3,52
5 x 80	00095,50080 MS	5410439021982	200	4,00
6 x 30	00095,60030 MS	5410439022064	200	2,32
6 x 40	00095,60040 MS	5410439022101	200	3,04
6 x 50	00095,60050 MS	5410439022149	200	3,72
6 x 60	00095,60060 MS	5410439022163	100	1,10
6 x 70	00095,60070 MS	5410439022187	100	1,27
6 x 80	00095,60080 MS	5410439022200	100	1,45
6 x 90	00095,60090 MS	5410439022224	100	1,62
6 x 100	00095,60100 MS	5410439022248	100	1,80

WOOD SCREWS RAISED COUNTERSUNK HEAD SLOTTED

HOUTSCHROEVEN BOLVERZ. KOP MET GLEUF

VIS A BOIS TÊTE FRAISÉE BOMBÉE AVEC FENTE

HOLZSCHRAUBEN LINSENSENKKOPF MIT SCHLITZ

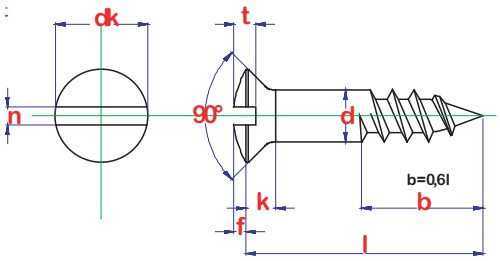

MN
Brass
nickle plated

material : Brass	**materiaal :** Messing	**matière :** Laiton	**Werkstoff :** Messing
type : standard	**type :** standaard	**type :** standard	**Typ :** Normalmass
surface : nickel-plated	**oppervlak :** vernikkeld	**surface :** nickelé	**Oberfläche :** vernickelt

Technical properties / Technische gegevens / Données techniques / Technische Daten

d	dk max	f env	k max	n max	t max
d 2	4.1	0.5	1.2	0.7	1
d 2,5	5.08	0.6	1.5	0.8	1.2
d 3,5	6.95	0.9	1.93	1	1.7
d 4,5	8.75	1.1	2.35	1.2	2.1
d 6	11.55	1.5	3	1.91	2.8

d x l	art code	EAN	BOX	KG/ BOX
2 x 10	00095,20010 MN	5410439020763	200	0,12
2 x 12	00095,20012 MN	5410439020787	200	0,16
2 x 16	00095,20016 MN	5410439020800	200	0,20
2,5 x 12	00095,25012 MN	5410439020862	200	0,20
2,5 x 16	00095,25016 MN	5410439020886	200	0,24
2,5 x 20	00095,25020 MN	5410439020909	200	0,28
3 x 12	00095,30012 MN	5410439020985	200	0,28
3 x 16	00095,30016 MN	5410439021005	200	0,36
3 x 20	00095,30020 MN	5410439021029	200	0,44
3 x 25	00095,30025 MN	5410439021043	200	0,56
3 x 30	00095,30030 MN	5410439021067	200	0,64
3 x 35	00095,30035 MN	5410439021081	200	0,72
3 x 40	00095,30040 MN	5410439021104	200	0,84
3,5 x 12	00095,35012 MN	5410439021180	200	0,40
3,5 x 16	00095,35016 MN	5410439021203	200	0,48
3,5 x 20	00095,35020 MN	5410439021227	200	0,60
3,5 x 25	00095,35025 MN	5410439021241	200	0,72
3,5 x 30	00095,35030 MN	5410439021265	200	0,84
3,5 x 35	00095,35035 MN	5410439021289	200	0,96
3,5 x 40	00095,35040 MN	5410439021302	200	1,08
4 x 16	00095,40016 MN	5410439021388	200	0,64
4 x 20	00095,40020 MN	5410439021401	200	0,76
4 x 25	00095,40025 MN	5410439021425	200	0,92

d x l	art code	EAN	BOX	KG/ BOX
4 x 30	00095,40030 MN	5410439021449	200	1,08
4 x 35	00095,40035 MN	5410439021463	200	1,24
4 x 40	00095,40040 MN	5410439021487	200	1,40
4 x 45	00095,40045 MN	5410439021500	200	1,52
4 x 50	00095,40050 MN	5410439021524	200	1,68
4 x 60	00095,40060 MN	5410439021548	200	2,00
4 x 70	00095,40070 MN	5410439021562	200	2,32
4,5 x 25	00095,45025 MN	5410439021623	200	1,12
4,5 x 30	00095,45030 MN	5410439021647	200	1,32
4,5 x 35	00095,45035 MN	5410439021661	200	1,52
4,5 x 40	00095,45040 MN	5410439021685	200	1,68
4,5 x 45	00095,45045 MN	5410439021708	200	1,88
4,5 x 50	00095,45050 MN	5410439021722	200	2,08
4,5 x 60	00095,45060 MN	5410439021746	200	2,48
5 x 30	00095,50030 MN	5410439021838	200	1,60
5 x 40	00095,50040 MN	5410439021876	200	2,08
5 x 45	00095,50045 MN	5410439021890	200	2,32
5 x 50	00095,50050 MN	5410439021913	200	2,56
5 x 60	00095,50060 MN	5410439021937	200	3,04
5 x 70	00095,50070 MN	5410439021951	200	3,52
5 x 80	00095,50080 MN	5410439021975	200	4,00
6 x 40	00095,60040 MN	5410439022095	200	3,04
6 x 50	00095,60050 MN	5410439022132	200	3,72

MN
Brass
nickle plated

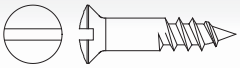

material : Brass	**materiaal :** Messing	**matière :** Laiton	**Werkstoff :** Messing
type : standard	**type :** standaard	**type :** standard	**Typ :** Normalmass
surface : nickel-plated	**oppervlak :** vernikkeld	**surface :** nickelé	**Oberfläche :** vernickelt

d x l	art code	EAN	BOX	KG/ BOX
6 x 60	00095,60060 MN	5410439022156	100	1,10
6 x 70	00095,60070 MN	5410439022170	100	1,27

d x l	art code	EAN	BOX	KG/ BOX
6 x 80	00095,60080 MN	5410439022194	100	1,45

I

WOOD SCREWS ROUND HEAD SLOTTED

HOUTSCHROEVEN BOLKOP MET GLEUF

VIS A BOIS TÊTE BOMBÉE AVEC FENTE

HOLZSCHRAUBEN HALBRUNDKOPF MIT SCHLITZ

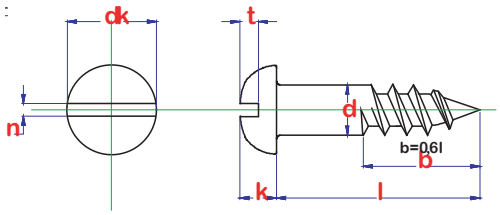

MS Brass

material : Brass	**materiaal :** Messing	**matière :** Laiton	**Werkstoff :** Messing
type :	**type :**	**type :**	**Typ :**
surface : plain	**oppervlak :** blank	**surface :** brut	**Oberfläche :** roh

Technical properties / Technische gegevens / Données techniques / Technische Daten

d	dk_max	k_max	n max	t max
d 2	4.38	1.6	0.7	0.9
d 2,5	5.38	1.9	0.8	1.1
d 3,5	7.45	2.6	1	1.6
d 4,5	9.45	3.34	1.2	2
d 6	12.55	4.44	1.91	2.7

d x l	art code	EAN	BOX	KG/ BOX
2 x 8	00096,20008 MS	5410439022262	500	0,50
2 x 10	00096,20010 MS	5410439022286	200	0,12
2 x 12	00096,20012 MS	5410439022309	200	0,16
2 x 16	00096,20016 MS	5410439022323	200	0,16
2 x 20	00096,20020 MS	5410439022330	200	0,20
2,5 x 10	00096,25010 MS	5410439022354	200	0,20
2,5 x 12	00096,25012 MS	5410439022378	200	0,24
2,5 x 16	00096,25016 MS	5410439022408	200	0,24
2,5 x 20	00096,25020 MS	5410439022439	200	0,28
3 x 10	00096,30010 MS	5410439022460	200	0,32
3 x 12	00096,30012 MS	5410439022484	200	0,36
3 x 16	00096,30016 MS	5410439022507	200	0,40
3 x 20	00096,30020 MS	5410439022545	200	0,48
3 x 25	00096,30025 MS	5410439022576	200	0,60
3 x 30	00096,30030 MS	5410439022606	200	0,68
3 x 35	00096,30035 MS	5410439022620	200	0,76
3,5 x 12	00096,35012 MS	5410439022675	200	0,44
3,5 x 16	00096,35016 MS	5410439022699	200	0,56
3,5 x 20	00096,35020 MS	5410439022729	200	0,68
3,5 x 25	00096,35025 MS	5410439022750	200	0,80
3,5 x 30	00096,35030 MS	5410439022781	200	0,92
3,5 x 35	00096,35035 MS	5410439022811	200	1,04
3,5 x 40	00096,35040 MS	5410439022842	200	1,16

d x l	art code	EAN	BOX	KG/ BOX
3,5 x 50	00096,35050 MS	5410439022880	200	1,40
4 x 16	00096,40016 MS	5410439022903	200	0,76
4 x 20	00096,40020 MS	5410439022927	200	0,88
4 x 25	00096,40025 MS	5410439022958	200	1,04
4 x 30	00096,40030 MS	5410439022989	200	1,20
4 x 35	00096,40035 MS	5410439023016	200	1,36
4 x 40	00096,40040 MS	5410439023047	200	1,52
4 x 45	00096,40045 MS	5410439023078	200	1,64
4 x 50	00096,40050 MS	5410439023108	200	1,80
4 x 60	00096,40060 MS	5410439023139	200	2,12
4,5 x 20	00096,45020 MS	5410439023160	200	1,16
4,5 x 25	00096,45025 MS	5410439023191	200	1,36
4,5 x 30	00096,45030 MS	5410439023221	200	1,56
4,5 x 35	00096,45035 MS	5410439023252	200	1,72
4,5 x 40	00096,45040 MS	5410439023283	200	1,92
4,5 x 45	00096,45045 MS	5410439023313	200	2,12
4,5 x 50	00096,45050 MS	5410439023344	200	2,32
4,5 x 60	00096,45060 MS	5410439023368	200	2,72
5 x 20	00096,50020 MS	5410439023399	200	1,52
5 x 25	00096,50025 MS	5410439023429	200	1,76
5 x 30	00096,50030 MS	5410439023450	200	2,00
5 x 35	00096,50035 MS	5410439023481	200	2,24
5 x 40	00096,50040 MS	5410439023511	200	2,44

MS
Brass

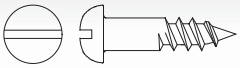

material : Brass **type :** **surface :** plain	**materiaal :** Messing **type :** **oppervlak :** blank	**matière :** Laiton **type :** **surface :** brut	**Werkstoff :** Messing **Typ :** **Oberfläche :** roh

d x l	art code	EAN	BOX	KG/ BOX
5 x 45	00096,50045 MS	5410439023542	200	2,68
5 x 50	00096,50050 MS	5410439023573	200	2,92
5 x 60	00096,50060 MS	5410439023603	200	3,40
5 x 70	00096,50070 MS	5410439098625	200	3,88
5 x 80	00096,50080 MS	5410439098632	200	4,36

d x l	art code	EAN	BOX	KG/ BOX
6 x 40	00096,60040 MS	5410439098663	200	3,68
6 x 50	00096,60050 MS	5410439098687	200	4,32
6 x 60	00096,60060 MS	5410439098694	100	1,25
6 x 80	00096,60080 MS	5410439098717	100	1,60

WOOD SCREWS COUNTERSUNK HEAD SLOTTED

HOUTSCHROEVEN VERZ. KOP MET GLEUF

VIS A BOIS TÊTE FRAISÉE AVEC FENTE

HOLZSCHRAUBEN SENKKOPF MIT SCHLITZ

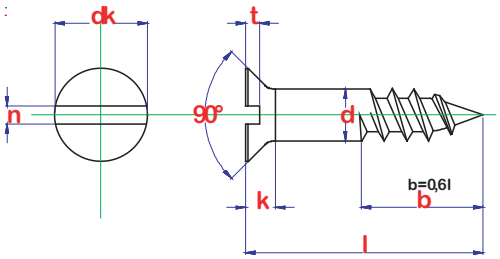

MS Brass

material : Brass	**materiaal :** Messing	**matière :** Laiton	**Werkstoff :** Messing
type : standard	**type :** standaard	**type :** standard	**Typ :** Normalmass
surface : plain	**oppervlak :** blank	**surface :** brut	**Oberfläche :** roh

Technical properties / Technische gegevens / Données techniques / Technische Daten

	dk max	k max	n max	t max
2	4.18	1.2	0.7	0.6
2,5	5.08	1.5	0.8	0.7
3,5	6.95	1.93	1	1
4,5	8.75	2.35	1.2	1.2
6	11.55	3	1.91	1.6

x	art code	EAN	BOX	KG/ BOX
2 x 8	00097,020008MS	5410439023818	500	0,50
2 x 10	00097,020010MS	5410439023832	500	0,75
2 x 12	00097,020012MS	5410439023863	200	0,12
2 x 16	00097,020016MS	5410439023887	200	0,16
2 x 20	00097,020020MS	5410439023917	200	0,20
2,5 x 10	00097,025010MS	5410439023931	200	0,16
2,5 x 12	00097,025012MS	5410439023962	200	0,16
2,5 x 16	00097,025016MS	5410439023993	200	0,24
2,5 x 20	00097,025020MS	5410439024020	200	0,28
2,5 x 25	00097,025025MS	5410439024051	200	0,32
2,5 x 30	00097,025030MS	5410439131612	500	2,50
3 x 10	00097,030010MS	5410439098748	200	0,24
3 x 12	00097,030012MS	5410439024075	200	0,28
3 x 16	00097,030016MS	5410439024105	200	0,36
3 x 20	00097,030020MS	5410439024136	200	0,44
3 x 25	00097,030025MS	5410439024167	200	0,52
3 x 30	00097,030030MS	5410439024198	200	0,60
3 x 35	00097,030035MS	5410439024211	200	0,72
3 x 40	00097,030040MS	5410439102162	200	0,80
3,5 x 12	00097,035012MS	5410439024266	200	0,32
3,5 x 16	00097,035016MS	5410439024297	200	0,48
3,5 x 20	00097,035020MS	5410439024327	200	0,56
3,5 x 25	00097,035025MS	5410439024358	200	0,68

x	art code	EAN	BOX	KG/ BOX
3,5 x 30	00097,035030MS	5410439024389	200	0,80
3,5 x 35	00097,035035MS	5410439024419	200	0,76
3,5 x 40	00097,035040MS	5410439024440	200	1,08
3,5 x 50	00097,035050MS	5410439024495	200	1,32
4 x 12	00097,040012MS	5410439102179	200	0,48
4 x 16	00097,040016MS	5410439024525	200	0,60
4 x 20	00097,040020MS	5410439024556	200	0,72
4 x 25	00097,040025MS	5410439024587	200	0,88
4 x 30	00097,040030MS	5410439024617	200	0,96
4 x 35	00097,040035MS	5410439024648	200	1,16
4 x 40	00097,040040MS	5410439024679	200	1,32
4 x 45	00097,040045MS	5410439024709	200	1,48
4 x 50	00097,040050MS	5410439024730	200	1,64
4 x 60	00097,040060MS	5410439024761	200	1,92
4,5 x 20	00097,045020MS	5410439024792	200	0,88
4,5 x 25	00097,045025MS	5410439024822	200	1,08
4,5 x 30	00097,045030MS	5410439024853	200	1,28
4,5 x 35	00097,045035MS	5410439024884	200	1,48
4,5 x 40	00097,045040MS	5410439024914	200	1,68
4,5 x 45	00097,045045MS	5410439024945	200	1,88
4,5 x 50	00097,045050MS	5410439024976	200	2,04
4,5 x 60	00097,045060MS	5410439025003	200	2,44
5 x 20	00097,050020MS	5410439025041	200	1,12

MS
Brass

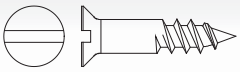

material : Brass	**materiaal :** Messing	**matière :** Laiton	**Werkstoff :** Messing
type : standard	**type :** standaard	**type :** standard	**Typ :** Normalmass
surface : plain	**oppervlak :** blank	**surface :** brut	**Oberfläche :** roh

x	art code	EAN	BOX	KG/ BOX
5 x 25	00097,050025MS	5410439025065	200	1,36
5 x 30	00097,050030MS	5410439025096	200	1,60
5 x 35	00097,050035MS	5410439025126	200	1,84
5 x 40	00097,050040MS	5410439025157	200	2,04
5 x 50	00097,050050MS	5410439025218	200	2,52
5 x 60	00097,050060MS	5410439025249	200	3,00
5 x 70	00097,050070MS	5410439025270	200	3,48
5 x 80	00097,050080MS	5410439025294	200	3,96
5 x 90	00097,050090MS	5410439098816	200	4,44
6 x 25	00097,060025MS	5410439098830	200	2,00

x	art code	EAN	BOX	KG/ BOX
6 x 30	00097,060030MS	5410439025386	200	2,32
6 x 40	00097,060040MS	5410439025430	200	3,00
6 x 45	00097,060045MS	5410439025461	200	3,32
6 x 50	00097,060050MS	5410439025485	200	3,64
6 x 60	00097,060060MS	5410439025508	100	1,08
6 x 70	00097,060070MS	5410439025522	100	1,25
6 x 80	00097,060080MS	5410439025553	100	1,43
6 x 90	00097,060090MS	5410439098885	100	1,60
6 x 100	00097,060100MS	5410439025607	100	1,77

WOOD SCREW RCSK WITH SEALING WASHER

HOUTSCHROEF BVK M.NEOPREENRING

VIS A BOIS TGS AVEC RONDELLE D'ETACHÉITÉ

SPENGLERSCHRAUBEN MIT AUFVILKANISIERTER EPDM-SCHEIBE

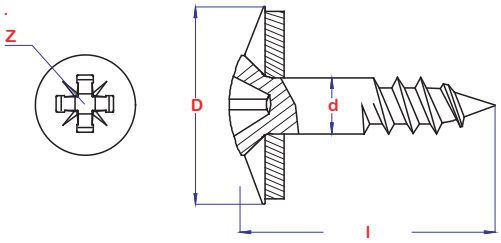

A2 inox

material : Stainless steel	**materiaal :** Inox A2	**matière :** Inox A2	**Werkstoff :** Edelstahl A2
type : poz. + washer 15mm	**type :** poz. + ring 15mm	**type :** poz. + rondelle 15mm	**Typ :** poz. + Scheibe 15mm
surface : plain	**oppervlak :** blank	**surface :** brut	**Oberfläche :** roh

Technical properties / Technische gegevens / Données techniques / Technische Daten

d	D	Z
d 4,5	15	Nr 2

d x l	art code	EAN	BOX	KG/ BOX
4,5 x 20	7995R,45020 A2	5410439377133	200	1,24
4,5 x 25	7995R,45025 A2	5410439375115	200	1,40
4,5 x 30	7995R,45030 A2	5410439240635	200	1,52
4,5 x 35	7995R,45035 A2	5410439240628	200	1,72
4,5 x 40	7995R,45040 A2	5410439240611	200	1,80
4,5 x 45	7995R,45045 A2	5410439240604	200	2,00
4,5 x 50	7995R,45050 A2	5410439240598	200	2,20
4,5 x 55	7995R,45055 A2	5410439375108	200	2,36

d x l	art code	EAN	BOX	KG/ BOX
4,5 x 60	7995R,45060 A2	5410439240581	200	2,40
4,5 x 65	7995R,45065 A2	5410439377140	200	2,76
4,5 x 70	7995R,45070 A2	5410439240574	200	2,92
4,5 x 80	7995R,45080 A2	5410439240567	100	0,83
4,5 x 90	7995R,45090 A2	5410439425759	100	0,89
4,5 x 100	7995R,45100 A2	5410439377157	100	0,98
4,5 x 120	7995R,45120 A2	5410439377164	100	1,13

WOOD SCREW RCSK WITH SEALING WASHER

HOUTSCHROEF BVK M.NEOPREENRING

VIS A BOIS TGS AVEC RONDELLE D'ETACHÉITÉ

SPENGLERSCHRAUBEN MIT AUFVILKANISIERTER EPDM-SCHEIBE

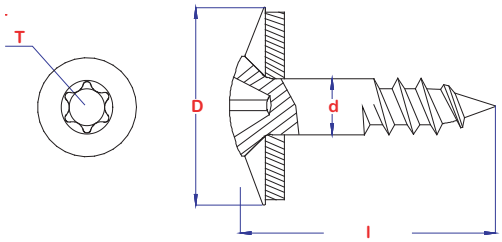

A2 inox

material : Stainless steel A2	**materiaal :** Inox A2	**matière :** Inox A2	**Werkstoff :** Edelstahl A2
type : T-drive + washer 20mm	**type :** T-drive + ring 20mm	**type :** 6-lobes + rondelle 20mm	**Typ :** T-Stern + Scheibe 20mm
surface : plain	**oppervlak :** blanc	**surface :** brut	**Oberfläche :** roh

Technical properties / Technische gegevens / Données techniques / Technische Daten

d	D	T
d 4,5	20	Tx 20

d x l	art code	EAN	BOX	KG/ BOX
4,5 x 30	7995RT45030BA2	5410439320689	100	0,47
4,5 x 35	7995RT45035BA2	5410439375948	100	0,55
4,5 x 40	7995RT45040BA2	5410439320696	100	0,59
4,5 x 45	7995RT45045BA2	5410439375955	100	0,60

d x l	art code	EAN	BOX	KG/ BOX
4,5 x 50	7995RT45050BA2	5410439320702	100	0,65
4,5 x 60	7995RT45060BA2	5410439320726	100	0,74
4,5 x 80	7995RT45080BA2	5410439320757	50	0,25
4,5 x 100	7995RT45100BA2	5410439318846	50	0,28

CHIPBOARD SCREW CSK POZ. FULL THREAD

SPAANDERPLAATSCHROEF VK PZ VD

VIS À PANNEAUX TF POZ. FILET TOTAL

SPANPLATTENSCHRAUBE SK POZ. VOLLGEWINDE

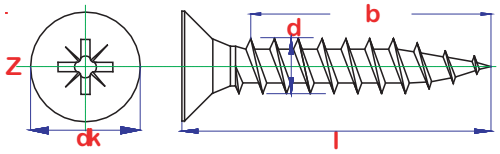

GZ yellow zinc pl.

CE EN 14592

material : Hardenend steel	**materiaal :** Gehard staal	**matière :** Acier trempé	**Werkstoff :** Gehärtet Stahl
type : micro box packing	**type :** micro verpakking	**type :** emballage micro	**Typ :** Micro Packung
surface : zinc plated yellow	**oppervlak :** geelverzinkt	**surface :** zingué jaune	**Oberfläche :** gelb verzinkt

Technical properties / Technische gegevens / Données techniques / Technische Daten

d	dk	Z
d 2,5	5	nr1
d 3,5	7	nr2
d 4,5	9	
d 6	12	nr3

d x l	art code	EAN	BOX	KG/ BOX
2,5 x 12	MWVZVK25012 GZ	5410439002011	200	0,16
2,5 x 16	MWVZVK25016 GZ	5410439002028	200	0,20
2,5 x 20	MWVZVK25020 GZ	5410439002035	200	0,44
3 x 10	MWVZVK30010 GZ	5410439213851	200	0,20
3 x 12	MWVZVK30012 GZ	5410439002042	200	0,20
3 x 16	MWVZVK30016 GZ	5410439002059	200	0,24
3 x 20	MWVZVK30020 GZ	5410439002066	200	0,28
3 x 25	MWVZVK30025 GZ	5410439002073	200	0,36
3 x 30	MWVZVK30030 GZ	5410439002080	200	0,40
3 x 35	MWVZVK30035 GZ	5410439002097	200	0,48
3 x 40	MWVZVK30040 GZ	5410439002103	200	0,56
3 x 45	MWVZVK30045 GZ	5410439117425	200	0,64
3,5 x 12	MWVZVK35012 GZ	5410439002110	200	0,28
3,5 x 16	MWVZVK35016 GZ	5410439002127	200	0,32
3,5 x 20	MWVZVK35020 GZ	5410439002134	200	0,36
3,5 x 25	MWVZVK35025 GZ	5410439002141	200	0,48
3,5 x 30	MWVZVK35030 GZ	5410439002158	200	0,52
3,5 x 35	MWVZVK35035 GZ	5410439002165	200	0,68
3,5 x 40	MWVZVK35040 GZ	5410439002172	200	0,72
3,5 x 45	MWVZVK35045 GZ	5410439002189	200	0,80
3,5 x 50	MWVZVK35050 GZ	5410439002196	200	0,96
4 x 12	MWVZVK40012 GZ	5410439002202	200	0,36
4 x 16	MWVZVK40016 GZ	5410439002219	200	0,44
4 x 20	MWVZVK40020 GZ	5410439002226	200	0,48

d x l	art code	EAN	BOX	KG/ BOX
4 x 25	MWVZVK40025 GZ	5410439002233	200	0,60
4 x 30	MWVZVK40030 GZ	5410439002240	200	0,76
4 x 35	MWVZVK40035 GZ	5410439002257	200	0,84
4 x 40	MWVZVK40040 GZ	5410439002264	200	0,88
4 x 45	MWVZVK40045 GZ	5410439002271	200	1,00
4 x 50	MWVZVK40050 GZ	5410439002288	200	1,08
4 x 55	MWVZVK40055 GZ	5410439002295	200	1,24
4 x 60	MWVZVK40060 GZ	5410439002301	200	1,32
4 x 70	MWVZVK40070 GZ	5410439105538	200	1,60
4,5 x 16	MWVZVK45016 GZ	5410439002332	200	0,60
4,5 x 20	MWVZVK45020 GZ	5410439002349	200	0,64
4,5 x 25	MWVZVK45025 GZ	5410439002356	200	0,84
4,5 x 30	MWVZVK45030 GZ	5410439002363	200	0,92
4,5 x 35	MWVZVK45035 GZ	5410439002370	200	1,04
4,5 x 40	MWVZVK45040 GZ	5410439002387	200	1,16
4,5 x 45	MWVZVK45045 GZ	5410439002394	200	1,36
4,5 x 50	MWVZVK45050 GZ	5410439002400	200	1,44
4,5 x 55	MWVZVK45055 GZ	5410439002417	200	1,56
4,5 x 60	MWVZVK45060 GZ	5410439002424	200	1,68
5 x 16	MWVZVK50016 GZ	5410439002455	200	0,76
5 x 20	MWVZVK50020 GZ	5410439002462	200	0,88
5 x 25	MWVZVK50025 GZ	5410439002479	200	1,00
5 x 30	MWVZVK50030 GZ	5410439002486	200	1,24
5 x 35	MWVZVK50035 GZ	5410439002493	200	1,28

material : Hardenend steel	**materiaal :** Gehard staal	**matière :** Acier trempé	**Werkstoff :** Gehärtet Stahl
type : micro box packing	**type :** micro verpakking	**type :** emballage micro	**Typ :** Micro Packung
surface : zinc plated yellow	**oppervlak :** geelverzinkt	**surface :** zingué jaune	**Oberfläche :** gelb verzinkt

d x l	art code	EAN	BOX	KG/ BOX
5 x 40	MWVZVK50040 GZ	5410439002509	200	1,48
5 x 45	MWVZVK50045 GZ	5410439002516	200	1,68
5 x 50	MWVZVK50050 GZ	5410439002523	200	1,76
5 x 55	MWVZVK50055 GZ	5410439002530	200	1,96

d x l	art code	EAN	BOX	KG/ BOX
6 x 30	MWVZVK60030 GZ	5410439002615	200	1,68
6 x 35	MWVZVK60035 GZ	5410439002622	200	1,92
6 x 40	MWVZVK60040 GZ	5410439002639	200	2,08
6 x 45	MWVZVK60045 GZ	5410439002646	200	2,44

material : Hardened steel	**materiaal :** Gehard staal	**matière :** Acier trempé	**Werkstoff :** Gehärtet Stahl
type : standard box packing	**type :** standaard verpakking	**type :** emballage standard	**Typ :** Normalpackung
surface : zinc plated yellow	**oppervlak :** geelverzinkt	**surface :** zingué jaune	**Oberfläche :** gelb verzinkt

Technical properties / Technische gegevens / Données techniques / Technische Daten

d	dk	Z
d 3	6	nr1
d 3,5	7	nr2
d 4,5	9	
d 6	12	nr3

d x l	art code	EAN	BOX	KG/ BOX
3 x 10	MWVZVG30010 GZ	5410439105255	1000	4,00
3 x 12	MWVZVG30012 GZ	5410439105262	1000	5,00
3 x 16	MWVZVG30016 GZ	5410439105279	1000	6,00
3 x 20	MWVZVG30020 GZ	5410439105286	1000	7,00
3 x 25	MWVZVG30025 GZ	5410439105293	1000	8,00
3 x 30	MWVZVG30030 GZ	5410439105309	1000	10,00
3 x 35	MWVZVG30035 GZ	5410439105316	1000	9,00
3 x 40	MWVZVG30040 GZ	5410439105323	1000	12,00
3,5 x 12	MWVZVG35012 GZ	5410439105330	1000	6,00
3,5 x 16	MWVZVG35016 GZ	5410439105347	1000	8,00
3,5 x 20	MWVZVG35020 GZ	5410439105354	1000	8,00
3,5 x 25	MWVZVG35025 GZ	5410439105361	1000	11,00
3,5 x 30	MWVZVG35030 GZ	5410439105378	1000	13,00
3,5 x 35	MWVZVG35035 GZ	5410439105385	1000	16,00
3,5 x 40	MWVZVG35040 GZ	5410439105392	1000	18,00
3,5 x 45	MWVZVG35045 GZ	5410439105408	1000	19,00
3,5 x 50	MWVZVG35050 GZ	5410439105415	500	5,50
4 x 12	MWVZVG40012 GZ	5410439105422	1000	9,00
4 x 16	MWVZVG40016 GZ	5410439105439	1000	10,00
4 x 20	MWVZVG40020 GZ	5410439105446	1000	13,00

d x l	art code	EAN	BOX	KG/ BOX
4 x 25	MWVZVG40025 GZ	5410439105453	1000	15,00
4 x 30	MWVZVG40030 GZ	5410439105460	1000	18,00
4 x 35	MWVZVG40035 GZ	5410439105477	1000	19,00
4 x 40	MWVZVG40040 GZ	5410439105484	1000	23,00
4 x 45	MWVZVG40045 GZ	5410439105491	500	6,50
4 x 50	MWVZVG40050 GZ	5410439105507	500	6,75
4 x 55	MWVZVG40055 GZ	5410439105514	500	7,75
4 x 60	MWVZVG40060 GZ	5410439105521	500	8,25
4,5 x 16	MWVZVG45016 GZ	5410439105545	1000	14,00
4,5 x 20	MWVZVG45020 GZ	5410439105552	1000	16,00
4,5 x 25	MWVZVG45025 GZ	5410439105569	1000	19,00
4,5 x 30	MWVZVG45030 GZ	5410439105576	1000	22,00
4,5 x 35	MWVZVG45035 GZ	5410439105583	500	6,50
4,5 x 40	MWVZVG45040 GZ	5410439105590	500	7,00
4,5 x 45	MWVZVG45045 GZ	5410439105606	500	7,75
4,5 x 50	MWVZVG45050 GZ	5410439105613	500	8,75
4,5 x 55	MWVZVG45055 GZ	5410439105620	500	9,25
4,5 x 60	MWVZVG45060 GZ	5410439105637	500	10,50
4,5 x 70	MWVZVG45070 GZ	5410439105644	200	1,96
5 x 16	MWVZVG50016 GZ	5410439105668	1000	16,00

material : Hardened steel	**materiaal :** Gehard staal	**matière :** Acier trempé	**Werkstoff :** Gehärtet Stahl
type : standard box packing	**type :** standaard verpakking	**type :** emballage standard	**Typ :** Normalpackung
surface : zinc plated yellow	**oppervlak :** geelverzinkt	**surface :** zingué jaune	**Oberfläche :** gelb verzinkt

d x l	art code	EAN	BOX	KG/ BOX
5 x 20	MWVZVG50020 GZ	5410439105675	1000	20,00
5 x 25	MWVZVG50025 GZ	5410439105682	1000	24,00
5 x 30	MWVZVG50030 GZ	5410439105699	500	7,25
5 x 35	MWVZVG50035 GZ	5410439105705	500	7,75
5 x 40	MWVZVG50040 GZ	5410439105712	500	9,00
5 x 45	MWVZVG50045 GZ	5410439105729	500	9,75
5 x 50	MWVZVG50050 GZ	5410439105736	500	10,75
5 x 55	MWVZVG50055 GZ	5410439105743	500	11,00
5 x 60	MWVZVG50060 GZ	5410439105750	200	2,08

d x l	art code	EAN	BOX	KG/ BOX
5 x 70	MWVZVG50070 GZ	5410439105767	200	2,36
6 x 30	MWVZVG60030 GZ	5410439105804	500	11,00
6 x 35	MWVZVG60035 GZ	5410439105811	500	11,75
6 x 40	MWVZVG60040 GZ	5410439105828	500	13,00
6 x 45	MWVZVG60045 GZ	5410439105835	500	14,75
6 x 50	MWVZVG60050 GZ	5410439105842	200	2,52
6 x 55	MWVZVG60055 GZ	5410439105859	200	2,80
6 x 60	MWVZVG60060 GZ	5410439105866	200	2,96
6 x 70	MWVZVG60070 GZ	5410439105873	200	3,52

material : Hardened steel	**materiaal :** Gehard staal	**matière :** Acier trempé	**Werkstoff :** Gehärtet Stahl
type : collated screws	**type :** schroeven op band	**type :** vis sur bande	**Typ :** Schrauben auf Band
surface : zinc plated yellow	**oppervlak :** geelverzinkt	**surface :** zingué jaune	**Oberfläche :** gelb verzinkt

Technical properties / Technische gegevens / Données techniques / Technische Daten

d	dk	Z
d 4	8	nr2

d x l	art code	EAN	BOX	KG/ BOX
4 x 25	MWVZVC40025 GZ	5410439238595	1000	16,00
4 x 30	MWVZVC40030 GZ	5410439238601	1000	19,00
4 x 35	MWVZVC40035 GZ	5410439238618	1000	22,00

d x l	art code	EAN	BOX	KG/ BOX
4 x 40	MWVZVC40040 GZ	5410439238625	1000	24,00
4 x 45	MWVZVC40045 GZ	5410439238632	1000	27,00
4 x 50	MWVZVC40050 GZ	5410439238649	1000	29,00

material : Hardened steel	**materiaal :** Gehard staal	**matière :** Acier trempé	**Werkstoff :** Gehärtet Stahl
type : micro box packing	**type :** micro verpakking	**type :** emballage micro	**Typ :** Micro Packung
surface : zinc plated	**oppervlak :** verzinkt	**surface :** zingué	**Oberfläche :** verzinkt

Technical properties / Technische gegevens / Données techniques / Technische Daten

d	dk	Z
d 2,5	5	nr1
d 3,5	7	nr2
d 4,5	9	
d 6	12	nr3

d x l	art code	EAN	BOX	KG/ BOX
2,5 x 12	MWVZVK25012 Z	5410439001014	200	0,12
2,5 x 16	MWVZVK25016 Z	5410439001021	200	0,16
2,5 x 20	MWVZVK25020 Z	5410439001038	200	0,20
3 x 10	MWVZVK30010 Z	5410439208307	200	0,20
3 x 12	MWVZVK30012 Z	5410439001045	200	0,20
3 x 16	MWVZVK30016 Z	5410439001052	200	0,24
3 x 20	MWVZVK30020 Z	5410439001069	200	0,28
3 x 25	MWVZVK30025 Z	5410439001076	200	0,36
3 x 30	MWVZVK30030 Z	5410439001083	200	0,44
3 x 35	MWVZVK30035 Z	5410439001090	200	0,48
3 x 40	MWVZVK30040 Z	5410439001106	200	0,56
3 x 45	MWVZVK30045 Z	5410439117418	200	0,64
3,5 x 12	MWVZVK35012 Z	5410439001113	200	0,28
3,5 x 16	MWVZVK35016 Z	5410439001120	200	0,36
3,5 x 20	MWVZVK35020 Z	5410439001137	200	0,40
3,5 x 25	MWVZVK35025 Z	5410439001144	200	0,48
3,5 x 30	MWVZVK35030 Z	5410439001151	200	0,56
3,5 x 35	MWVZVK35035 Z	5410439001168	200	0,64
3,5 x 40	MWVZVK35040 Z	5410439001175	200	0,72
3,5 x 45	MWVZVK35045 Z	5410439001182	200	0,76
3,5 x 50	MWVZVK35050 Z	5410439001199	200	0,88
4 x 12	MWVZVK40012 Z	5410439001205	200	0,36
4 x 16	MWVZVK40016 Z	5410439001212	200	0,44
4 x 20	MWVZVK40020 Z	5410439001229	200	0,48
4 x 25	MWVZVK40025 Z	5410439001236	200	0,56
4 x 30	MWVZVK40030 Z	5410439001243	200	0,68
4 x 35	MWVZVK40035 Z	5410439001250	200	0,80
4 x 40	MWVZVK40040 Z	5410439001267	200	0,88

d x l	art code	EAN	BOX	KG/ BOX
4 x 45	MWVZVK40045 Z	5410439001274	200	1,04
4 x 50	MWVZVK40050 Z	5410439001281	200	1,12
4 x 55	MWVZVK40055 Z	5410439001298	200	1,16
4 x 60	MWVZVK40060 Z	5410439001304	200	1,28
4 x 70	MWVZVK40070 Z	5410439001311	200	1,60
4,5 x 16	MWVZVK45016 Z	5410439001335	200	0,60
4,5 x 20	MWVZVK45020 Z	5410439001342	200	0,68
4,5 x 25	MWVZVK45025 Z	5410439001359	200	0,76
4,5 x 30	MWVZVK45030 Z	5410439001366	200	0,88
4,5 x 35	MWVZVK45035 Z	5410439001373	200	1,04
4,5 x 40	MWVZVK45040 Z	5410439001380	200	1,16
4,5 x 45	MWVZVK45045 Z	5410439001397	200	1,32
4,5 x 50	MWVZVK45050 Z	5410439001403	200	1,44
4,5 x 55	MWVZVK45055 Z	5410439001410	200	1,56
4,5 x 60	MWVZVK45060 Z	5410439001427	200	1,68
5 x 16	MWVZVK50016 Z	5410439001458	200	0,72
5 x 20	MWVZVK50020 Z	5410439001465	200	0,84
5 x 25	MWVZVK50025 Z	5410439001472	200	0,92
5 x 30	MWVZVK50030 Z	5410439001489	200	1,24
5 x 35	MWVZVK50035 Z	5410439001496	200	1,24
5 x 40	MWVZVK50040 Z	5410439001502	200	1,56
5 x 45	MWVZVK50045 Z	5410439001519	200	1,64
5 x 50	MWVZVK50050 Z	5410439001526	200	1,72
5 x 55	MWVZVK50055 Z	5410439001533	200	1,84
6 x 30	MWVZVK60030 Z	5410439001618	200	1,68
6 x 35	MWVZVK60035 Z	5410439001625	200	1,96
6 x 40	MWVZVK60040 Z	5410439001632	200	2,20
6 x 45	MWVZVK60045 Z	5410439001649	200	2,36

material : Hardened steel	**materiaal :** Gehard staal	**matière :** Acier trempé	**Werkstoff :** Gehärtet Stahl
type : standard packing	**type :** standaard verpakking	**type :** emballage standard	**Typ :** Normalpackung
surface : zinc plated	**oppervlak :** verzinkt	**surface :** zingué	**Oberfläche :** verzinkt

Technical properties / Technische gegevens / Données techniques / Technische Daten

d	dk	Z
d 3	6	nr1
d 3,5	7	nr2
d 4,5	9	
d 6	12	nr3

d x l	art code	EAN	BOX	KG/ BOX
3 x 10	MWVZVG30010 Z	5410439105248	1000	3,00
3 x 12	MWVZVG30012 Z	5410439105965	1000	5,00
3 x 16	MWVZVG30016 Z	5410439105972	1000	6,00
3 x 20	MWVZVG30020 Z	5410439105989	1000	7,00
3 x 25	MWVZVG30025 Z	5410439105996	1000	9,00
3 x 30	MWVZVG30030 Z	5410439106009	1000	10,00
3 x 35	MWVZVG30035 Z	5410439106016	1000	11,00
3 x 40	MWVZVG30040 Z	5410439106023	1000	13,00
3,5 x 12	MWVZVG35012 Z	5410439106030	1000	6,00
3,5 x 16	MWVZVG35016 Z	5410439106047	1000	8,00
3,5 x 20	MWVZVG35020 Z	5410439106054	1000	9,00
3,5 x 25	MWVZVG35025 Z	5410439106061	1000	12,00
3,5 x 30	MWVZVG35030 Z	5410439106078	1000	13,00
3,5 x 35	MWVZVG35035 Z	5410439106085	1000	16,00
3,5 x 40	MWVZVG35040 Z	5410439106092	1000	18,00
3,5 x 45	MWVZVG35045 Z	5410439106108	1000	19,00
3,5 x 50	MWVZVG35050 Z	5410439106115	500	5,50
4 x 12	MWVZVG40012 Z	5410439106122	1000	9,00
4 x 16	MWVZVG40016 Z	5410439106139	1000	10,00
4 x 20	MWVZVG40020 Z	5410439106146	1000	12,00
4 x 25	MWVZVG40025 Z	5410439106153	1000	15,00
4 x 30	MWVZVG40030 Z	5410439106160	1000	18,00
4 x 35	MWVZVG40035 Z	5410439106177	1000	20,00
4 x 40	MWVZVG40040 Z	5410439106184	1000	23,00
4 x 45	MWVZVG40045 Z	5410439106191	500	6,50
4 x 50	MWVZVG40050 Z	5410439106207	500	7,00
4 x 55	MWVZVG40055 Z	5410439106214	500	7,50
4 x 60	MWVZVG40060 Z	5410439106221	500	8,00
4 x 70	MWVZVG40070 Z	5410439106238	500	9,50
4,5 x 16	MWVZVG45016 Z	5410439106245	1000	13,00

d x l	art code	EAN	BOX	KG/ BOX
4,5 x 20	MWVZVG45020 Z	5410439106252	1000	16,00
4,5 x 25	MWVZVG45025 Z	5410439106269	1000	19,00
4,5 x 30	MWVZVG45030 Z	5410439106276	1000	21,00
4,5 x 35	MWVZVG45035 Z	5410439106283	500	6,50
4,5 x 40	MWVZVG45040 Z	5410439106290	500	7,25
4,5 x 45	MWVZVG45045 Z	5410439106306	500	8,00
4,5 x 50	MWVZVG45050 Z	5410439106313	500	8,75
4,5 x 55	MWVZVG45055 Z	5410439106320	500	9,75
4,5 x 60	MWVZVG45060 Z	5410439106337	500	10,50
4,5 x 65	MWVZVG45065 Z	5410439239295	500	10,50
4,5 x 70	MWVZVG45070 Z	5410439106344	200	1,96
5 x 16	MWVZVG50016 Z	5410439106368	1000	18,00
5 x 20	MWVZVG50020 Z	5410439106375	1000	20,00
5 x 25	MWVZVG50025 Z	5410439106382	1000	23,00
5 x 30	MWVZVG50030 Z	5410439106399	500	7,25
5 x 35	MWVZVG50035 Z	5410439106405	500	8,00
5 x 40	MWVZVG50040 Z	5410439106412	500	9,00
5 x 45	MWVZVG50045 Z	5410439106429	500	9,75
5 x 50	MWVZVG50050 Z	5410439106436	500	10,75
5 x 55	MWVZVG50055 Z	5410439106443	500	11,25
5 x 60	MWVZVG50060 Z	5410439106450	200	2,12
5 x 70	MWVZVG50070 Z	5410439106467	200	2,48
6 x 30	MWVZVG60030 Z	5410439106504	500	10,25
6 x 35	MWVZVG60035 Z	5410439106511	500	12,00
6 x 40	MWVZVG60040 Z	5410439106528	500	13,25
6 x 45	MWVZVG60045 Z	5410439106535	500	14,25
6 x 50	MWVZVG60050 Z	5410439106542	200	2,60
6 x 55	MWVZVG60055 Z	5410439106559	200	2,96
6 x 60	MWVZVG60060 Z	5410439106566	200	3,20
6 x 70	MWVZVG60070 Z	5410439106573	200	3,44

material : Hardened steel	**materiaal :** Gehard staal	**matière :** Acier trempé	**Werkstoff :** Gehärtet Stahl
type : collated screws	**type :** schroeven op band	**type :** vis sur bande	**Typ :** Schrauben auf Band
surface : zinc plated	**oppervlak :** verzinkt	**surface :** zingué	**Oberfläche :** verzinkt

Technical properties / Technische gegevens / Données techniques / Technische Daten

d	dk	Z
d 4	8	nr2

d x l	art code	EAN	BOX	KG/ BOX
4 x 25	MWVZVC40025 Z	5410439093774	1000	18,00
4 x 30	MWVZVC40030 Z	5410439093781	1000	21,00
4 x 35	MWVZVC40035 Z	5410439093798	1000	22,00

d x l	art code	EAN	BOX	KG/ BOX
4 x 40	MWVZVC40040 Z	5410439093804	1000	23,00
4 x 45	MWVZVC40045 Z	5410439093811	1000	28,00
4 x 50	MWVZVC40050 Z	5410439093828	1000	29,00

material : Stainless steel A2	**materiaal :** Inox A2	**matière :** Inox A2	**Werkstoff :** Edelstahl A2
type : micro box packing	**type :** micro verpakking	**type :** emballage micro	**Typ :** Micro Packung
surface : plain	**oppervlak :** blank	**surface :** brut	**Oberfläche :** roh

Technical properties / Technische gegevens / Données techniques / Technische Daten

d	dk	Z
d 3	6	nr1
d 3,5	7	nr2
d 4,5	9	
d 6	12	nr3

d x l	art code	EAN	BOX	KG/ BOX
3 x 12	MWVZVK30012 A2	5410439306782	200	0,24
3 x 16	MWVZVK30016 A2	5410439003018	200	0,28
3 x 20	MWVZVK30020 A2	5410439003025	200	0,28
3 x 25	MWVZVK30025 A2	5410439003032	200	0,36
3 x 30	MWVZVK30030 A2	5410439003049	200	0,44
3 x 35	MWVZVK30035 A2	5410439003056	200	0,52
3 x 40	MWVZVK30040 A2	5410439003063	200	0,56
3,5 x 12	MWVZVK35012 A2	5410439101714	200	0,24
3,5 x 16	MWVZVK35016 A2	5410439003070	200	0,36
3,5 x 20	MWVZVK35020 A2	5410439003087	200	0,44
3,5 x 25	MWVZVK35025 A2	5410439003094	200	0,48
3,5 x 30	MWVZVK35030 A2	5410439003100	200	0,60
3,5 x 35	MWVZVK35035 A2	5410439003117	200	0,68
3,5 x 40	MWVZVK35040 A2	5410439003124	200	0,76
4 x 12	MWVZVK40012 A2	5410439107334	200	0,40
4 x 16	MWVZVK40016 A2	5410439003131	200	0,48

d x l	art code	EAN	BOX	KG/ BOX
4 x 20	MWVZVK40020 A2	5410439003148	200	0,56
4 x 25	MWVZVK40025 A2	5410439003155	200	0,64
4 x 30	MWVZVK40030 A2	5410439003162	200	0,76
4 x 35	MWVZVK40035 A2	5410439003179	200	0,88
4 x 40	MWVZVK40040 A2	5410439003186	200	0,92
4 x 45	MWVZVK40045 A2	5410439003193	200	1,08
4 x 50	MWVZVK40050 A2	5410439003209	200	1,16
4 x 60	MWVZVK40060 A2	5410439104760	200	1,40
4 x 70	MWVZVK40070 A2	5410439108133	200	1,60
4,5 x 16	MWVZVK45016 A2	5410439170000	200	0,60
4,5 x 20	MWVZVK45020 A2	5410439003216	200	0,68
4,5 x 25	MWVZVK45025 A2	5410439003223	200	0,80
4,5 x 30	MWVZVK45030 A2	5410439003230	200	0,96
4,5 x 35	MWVZVK45035 A2	5410439003247	200	1,08
4,5 x 40	MWVZVK45040 A2	5410439003254	200	1,20
4,5 x 45	MWVZVK45045 A2	5410439003261	200	1,40

material : Stainless steel A2	**materiaal :** Inox A2	**matière :** Inox A2	**Werkstoff :** Edelstahl A2
type : micro box packing	**type :** micro verpakking	**type :** emballage micro	**Typ :** Micro Packung
surface : plain	**oppervlak :** blank	**surface :** brut	**Oberfläche :** roh

d x l	art code	EAN	BOX	KG/ BOX
4,5 x 50	MWVZVK45050 A2	5410439003278	200	1,48
4,5 x 60	MWVZVK45060 A2	5410439003285	200	1,76
4,5 x 70	MWVZVK45070 A2	5410439144131	200	2,00
4,5 x 80	MWVZVK45080 A2	5410439220194	200	2,32
5 x 20	MWVZVK50020 A2	5410439003292	200	0,88
5 x 25	MWVZVK50025 A2	5410439003308	200	1,00
5 x 30	MWVZVK50030 A2	5410439003315	200	1,24
5 x 35	MWVZVK50035 A2	5410439003322	200	1,36
5 x 40	MWVZVK50040 A2	5410439003339	200	1,48
5 x 45	MWVZVK50045 A2	5410439003346	200	1,68
5 x 50	MWVZVK50050 A2	5410439003353	200	1,88
5 x 60	MWVZVK50060 A2	5410439003360	200	2,12
5 x 70	MWVZVK50070 A2	5410439003377	200	2,48
5 x 80	MWVZVK50080 A2	5410439003384	200	2,84

d x l	art code	EAN	BOX	KG/ BOX
5 x 90	MWVZVK50090 A2	5410439003391	200	3,12
5 x 100	MWVZVK50100 A2	5410439003407	200	3,52
6 x 25	MWVZVK60025 A2	5410439104715	200	1,52
6 x 30	MWVZVK60030 A2	5410439101721	200	1,68
6 x 35	MWVZVK60035 A2	5410439101738	200	1,88
6 x 40	MWVZVK60040 A2	5410439003414	200	2,12
6 x 45	MWVZVK60045 A2	5410439003421	200	2,32
6 x 50	MWVZVK60050 A2	5410439003438	200	2,68
6 x 60	MWVZVK60060 A2	5410439003445	200	3,08
6 x 70	MWVZVK60070 A2	5410439003452	200	3,48
6 x 80	MWVZVK60080 A2	5410439003469	200	3,92
6 x 90	MWVZVK60090 A2	5410439003476	200	4,64
6 x 100	MWVZVK60100 A2	5410439003483	200	5,04

material : Stainless Steel A2	**materiaal :** Inox A2	**matière :** Inox A2	**Werkstoff :** Edelstahl A2
type : collated	**type :** schroeven op band	**type :** sur bande	**Typ :** auf Band
surface : plain	**oppervlak :** blank	**surface :** brut	**Oberfläche :** roh

Technical properties / Technische gegevens / Données techniques / Technische Daten

d	dk	z
d 4	8	nr2

d x l	art code	EAN	BOX	KG/ BOX
4 x 25	MWVZVC40025 A2	5410439238816	1000	16,00
4 x 30	MWVZVC40030 A2	5410439238823	1000	19,00
4 x 35	MWVZVC40035 A2	5410439238830	1000	21,00

d x l	art code	EAN	BOX	KG/ BOX
4 x 40	MWVZVC40040 A2	5410439238847	1000	24,00
4 x 50	MWVZVC40050 A2	5410439238854	1000	29,00

CHIPBOARD SCREW CSK POZ. PART. THREAD

SPAANDERPLAATSCHROEF VK PZ DEELDRAAD

VIS À PANNEAUX TF POZ. FILET PARTIEL

SPANPLATTENSCHRAUBE SK POZ. TEILGEWINDE

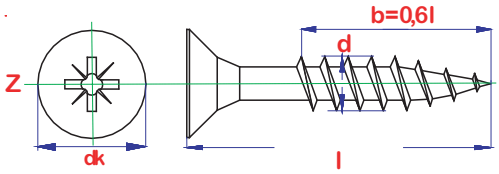

GZ yellow zinc pl.

CE EN 14592

material : Hardened steel	**materiaal :** Gehard staal	**matière :** Acier trempé	**Werkstoff :** Gehärtet Stahl
type : standard box packing	**type :** standaard verpakking	**type :** emballage standard	**Typ :** Normalpackung
surface : zinc plated yellow	**oppervlak :** geelverzinkt	**surface :** zingué jaune	**Oberfläche :** gelb verzinkt

Technical properties / Technische gegevens / Données techniques / Technische Daten

d	dk	Z
d 3	6	nr1
d 3,5	7	nr2
d 4,5	9	
d 6	12	nr3

d x l	art code	EAN	BOX	KG/ BOX
3 x 30	MWVZGG30030 GZ	5410439213950	1000	11,00
3 x 35	MWVZGG30035 GZ	5410439213899	1000	11,00
3 x 40	MWVZGG30040 GZ	5410439213905	1000	13,00
3 x 40	MWVZGG30045 GZ	5410439213882	1000	14,00
3,5 x 30	MWVZGG35030 GZ	5410439213912	1000	14,00
3,5 x 35	MWVZGG35035 GZ	5410439213929	1000	15,00
3,5 x 40	MWVZGG35040 GZ	5410439213936	1000	18,00
3,5 x 45	MWVZGG35045 GZ	5410439213943	1000	19,00
3,5 x 50	MWVZGG35050 GZ	5410439206440	500	5,50
4 x 30	MWVZGG40030 GZ	5410439213967	1000	17,00
4 x 35	MWVZGG40035 GZ	5410439213974	1000	20,00
4 x 40	MWVZGG40040 GZ	5410439213981	1000	22,00
4 x 45	MWVZGG40045 GZ	5410439213998	500	6,25
4 x 50	MWVZGG40050 GZ	5410439214001	500	6,75
4 x 55	MWVZGG40055 GZ	5410439214018	500	7,25
4 x 60	MWVZGG40060 GZ	5410439206457	500	8,00
4 x 70	MWVZGG40070 GZ	5410439214025	200	1,56
4,5 x 30	MWVZGG45030 GZ	5410439214070	1000	22,00
4,5 x 35	MWVZGG45035 GZ	5410439214087	500	6,50
4,5 x 40	MWVZGG45040 GZ	5410439214032	500	7,25
4,5 x 45	MWVZGG45045 GZ	5410439214049	500	8,00
4,5 x 50	MWVZGG45050 GZ	5410439214056	500	8,50
4,5 x 55	MWVZGG45055 GZ	5410439214094	500	9,50
4,5 x 60	MWVZGG45060 GZ	5410439206464	500	10,50

d x l	art code	EAN	BOX	KG/ BOX
4,5 x 70	MWVZGG45070 GZ	5410439214063	200	1,96
4,5 x 80	MWVZGG45080 GZ	5410439105651	200	2,16
5 x 30	MWVZGG50030 GZ	5410439214162	500	7,00
5 x 35	MWVZGG50035 GZ	5410439214179	500	8,00
5 x 40	MWVZGG50040 GZ	5410439214100	500	8,75
5 x 45	MWVZGG50045 GZ	5410439214117	500	10,00
5 x 50	MWVZGG50050 GZ	5410439214148	500	10,75
5 x 55	MWVZGG50055 GZ	5410439214124	500	11,75
5 x 60	MWVZGG50060 GZ	5410439214131	500	13,00
5 x 70	MWVZGG50070 GZ	5410439214155	200	2,40
5 x 80	MWVZGG50080 GZ	5410439105774	200	2,76
5 x 90	MWVZGG50090 GZ	5410439105781	200	2,96
5 x 100	MWVZGG50100 GZ	5410439105798	200	3,32
5 x 110	MWVZGG50110 GZ	5410439123501	200	3,68
5 x 120	MWVZGG50120 GZ	5410439123518	200	4,04
6 x 40	MWVZGG60040 GZ	5410439214223	500	12,75
6 x 45	MWVZGG60045 GZ	5410439214230	500	15,00
6 x 50	MWVZGG60050 GZ	5410439214186	200	7,28
6 x 55	MWVZGG60055 GZ	5410439214209	200	2,88
6 x 60	MWVZGG60060 GZ	5410439214193	200	3,08
6 x 70	MWVZGG60070 GZ	5410439214216	200	3,56
6 x 80	MWVZGG60080 GZ	5410439105880	200	3,92
6 x 90	MWVZGG60090 GZ	5410439105897	200	4,36
6 x 100	MWVZGG60100 GZ	5410439105903	100	0,61

GZ yellow zinc pl. | CE EN 14592

material : Hardened steel	**materiaal :** Gehard staal	**matière :** Acier trempé	**Werkstoff :** Gehärtet Stahl
type : standard box packing	**type :** standaard verpakking	**type :** emballage standard	**Typ :** Normalpackung
surface : zinc plated yellow	**oppervlak :** geelverzinkt	**surface :** zingué jaune	**Oberfläche :** gelb verzinkt

d x l	art code	EAN	BOX	KG/ BOX
6 x 110	MWVZGG60110 GZ	5410439105910	100	1,34
6 x 120	MWVZGG60120 GZ	5410439105927	100	0,73
6 x 130	MWVZGG60130 GZ	5410439105934	100	1,58
6 x 140	MWVZGG60140 GZ	5410439105941	100	1,70

d x l	art code	EAN	BOX	KG/ BOX
6 x 150	MWVZGG60150 GZ	5410439105958	100	1,77
6 x 160	MWVZGG60160 GZ	5410439107495	100	1,95
6 x 180	MWVZGG60180 GZ	5410439107501	100	2,17
6 x 200	MWVZGG60200 GZ	5410439107518	100	2,38

Z zinc pl. | CE EN 14592

material : Hardened steel	**materiaal :** Gehard staal	**matière :** Acier trempé	**Werkstoff :** Gehärtet Stahl
type : standard box packing	**type :** standaard verpakking	**type :** emballage standard	**Typ :** Normalpackung
surface : zinc plated	**oppervlak :** verzinkt	**surface :** zingué	**Oberfläche :** verzinkt

Technical properties / Technische gegevens / Données techniques / Technische Daten

d	dk	Z
d 3	6	nr1
d 3,5	7	nr2
d 4,5	9	
d 6	12	nr3

d x l	art code	EAN	BOX	KG/ BOX
3 x 30	MWVZGG30030 Z	5410439214292	1000	10,00
3 x 35	MWVZGG30035 Z	5410439214308	1000	11,00
3 x 40	MWVZGG30040 Z	5410439214315	1000	13,00
3 x 45	MWVZGG30045 Z	5410439214322	1000	15,00
3,5 x 30	MWVZGG35030 Z	5410439214247	1000	14,00
3,5 x 35	MWVZGG35035 Z	5410439214254	1000	15,00
3,5 x 40	MWVZGG35040 Z	5410439214261	1000	16,00
3,5 x 45	MWVZGG35045 Z	5410439214278	1000	20,00
3,5 x 50	MWVZGG35050 Z	5410439214285	500	5,25
4 x 30	MWVZGG40030 Z	5410439214339	1000	17,00
4 x 35	MWVZGG40035 Z	5410439214346	1000	20,00
4 x 40	MWVZGG40040 Z	5410439214353	1000	22,00
4 x 45	MWVZGG40045 Z	5410439214360	500	6,25
4 x 50	MWVZGG40050 Z	5410439214377	500	7,00
4 x 55	MWVZGG40055 Z	5410439214384	500	7,25
4 x 60	MWVZGG40060 Z	5410439214391	500	8,25
4 x 70	MWVZGG40070 Z	5410439214407	500	9,75
4,5 x 30	MWVZGG45030 Z	5410439214469	1000	22,00
4,5 x 35	MWVZGG45035 Z	5410439214476	500	6,25
4,5 x 40	MWVZGG45040 Z	5410439214414	500	7,00
4,5 x 45	MWVZGG45045 Z	5410439214483	500	8,00

d x l	art code	EAN	BOX	KG/ BOX
4,5 x 50	MWVZGG45050 Z	5410439214490	500	8,75
4,5 x 55	MWVZGG45055 Z	5410439214506	500	9,50
4,5 x 60	MWVZGG45060 Z	5410439214513	500	10,25
4,5 x 70	MWVZGG45070 Z	5410439214421	200	1,96
4,5 x 80	MWVZGG45080 Z	5410439106351	200	2,20
5 x 30	MWVZGG50030 Z	5410439214520	500	7,25
5 x 35	MWVZGG50035 Z	5410439214537	500	8,00
5 x 40	MWVZGG50040 Z	5410439214551	500	8,75
5 x 45	MWVZGG50045 Z	5410439214544	500	9,75
5 x 50	MWVZGG50050 Z	5410439214438	500	10,75
5 x 55	MWVZGG50055 Z	5410439214568	500	12,00
5 x 60	MWVZGG50060 Z	5410439214445	500	13,00
5 x 70	MWVZGG50070 Z	5410439214452	200	2,44
5 x 80	MWVZGG50080 Z	5410439106474	200	2,60
5 x 90	MWVZGG50090 Z	5410439106481	200	3,00
5 x 100	MWVZGG50100 Z	5410439106498	200	6,76
5 x 110	MWVZGG50110 Z	5410439214575	200	3,72
5 x 120	MWVZGG50120 Z	5410439210614	200	4,00
6 x 40	MWVZGG60040 Z	5410439214582	500	13,50
6 x 45	MWVZGG60045 Z	5410439214599	500	15,00
6 x 50	MWVZGG60050 Z	5410439214605	200	2,64

Z zinc pl. CE EN 14592

material : Hardened steel	**materiaal :** Gehard staal	**matière :** Acier trempé	**Werkstoff :** Gehärtet Stahl
type : standard box packing	**type :** standaard verpakking	**type :** emballage standard	**Typ :** Normalpackung
surface : zinc plated	**oppervlak :** verzinkt	**surface :** zingué	**Oberfläche :** verzinkt

d x l	art code	EAN	BOX	KG/ BOX
6 x 55	MWVZGG60055 Z	5410439214612	200	2,84
6 x 60	MWVZGG60060 Z	5410439214629	200	3,04
6 x 70	MWVZGG60070 Z	5410439214636	200	3,56
6 x 80	MWVZGG60080 Z	5410439106580	200	3,80
6 x 90	MWVZGG60090 Z	5410439106597	200	4,48
6 x 100	MWVZGG60100 Z	5410439106603	100	1,22
6 x 110	MWVZGG60110 Z	5410439106610	100	0,67

d x l	art code	EAN	BOX	KG/ BOX
6 x 120	MWVZGG60120 Z	5410439106627	100	1,50
6 x 130	MWVZGG60130 Z	5410439106634	100	1,59
6 x 140	MWVZGG60140 Z	5410439106641	100	1,70
6 x 150	MWVZGG60150 Z	5410439106658	100	1,81
6 x 160	MWVZGG60160 Z	5410439001786	100	1,90
6 x 180	MWVZGG60180 Z	5410439107525	100	2,11
6 x 200	MWVZGG60200 Z	5410439001793	100	2,40

A2 inox CE EN 14592

material : Stainless steel A2	**materiaal :** Inox A2	**matière :** Inox A2	**Werkstoff :** Edelstahl A2
type : micro box packing	**type :** micro verpakking	**type :** emballage micro	**Typ :** Micro Packung
surface : waxed and passivated	**oppervlak :** blank	**surface :** brut	**Oberfläche :** roh

Technical properties / Technische gegevens / Données techniques / Technische Daten

d	dk	Z
d 3	6	nr1
d 3,5	7	nr2
d 4,5	9	
d 6	12	nr3

d x l	art code	EAN	BOX	KG/ BOX
3 x 25	MWVZGK30025 A2	5410439222204	200	0,36
3 x 30	MWVZGK30030 A2	5410439222211	200	0,44
3 x 35	MWVZGK30035 A2	5410439222228	200	0,48
3 x 40	MWVZGK30040 A2	5410439222235	200	0,52
3 x 45	MWVZGK30045 A2	5410439222242	200	0,00
3 x 50	MWVZGK30050 A2	5410439222259	200	0,00
3,5 x 25	MWVZGK35025 A2	5410439213875	200	0,48
3,5 x 30	MWVZGK35030 A2	5410439222280	200	0,56
3,5 x 35	MWVZGK35035 A2	5410439222303	200	0,64
3,5 x 40	MWVZGK35040 A2	5410439222327	200	0,72
3,5 x 45	MWVZGK35045 A2	5410439222358	200	0,80
3,5 x 50	MWVZGK35050 A2	5410439222372	200	0,04
4 x 25	MWVZGK40025 A2	5410439222440	200	0,60
4 x 30	MWVZGK40030 A2	5410439222457	200	0,72
4 x 35	MWVZGK40035 A2	5410439222464	200	0,84
4 x 40	MWVZGK40040 A2	5410439222471	200	0,92
4 x 45	MWVZGK40045 A2	5410439222488	200	1,00
4 x 50	MWVZGK40050 A2	5410439222495	200	1,08

d x l	art code	EAN	BOX	KG/ BOX
4 x 60	MWVZGK40060 A2	5410439222501	200	1,36
4 x 70	MWVZGK40070 A2	5410439222518	200	1,52
4 x 80	MWVZGK40080 A2	5410439222525	200	1,76
4,5 x 30	MWVZGK45030 A2	5410439222532	200	0,92
4,5 x 35	MWVZGK45035 A2	5410439222549	200	1,08
4,5 x 40	MWVZGK45040 A2	5410439222556	200	1,24
4,5 x 45	MWVZGK45045 A2	5410439229203	200	1,20
4,5 x 50	MWVZGK45050 A2	5410439229210	200	1,52
4,5 x 55	MWVZGK45055 A2	5410439229227	200	1,52
4,5 x 60	MWVZGK45060 A2	5410439229234	200	1,64
4,5 x 70	MWVZGK45070 A2	5410439229241	200	1,92
4,5 x 80	MWVZGK45080 A2	5410439229258	200	2,16
5 x 30	MWVZGK50030 A2	5410439229265	200	0,00
5 x 35	MWVZGK50035 A2	5410439229272	200	0,00
5 x 40	MWVZGK50040 A2	5410439229289	200	1,48
5 x 45	MWVZGK50045 A2	5410439229296	200	0,00
5 x 50	MWVZGK50050 A2	5410439220200	200	1,80
5 x 55	MWVZGK50055 A2	5410439229302	200	1,92

material : Stainless steel A2	**materiaal :** Inox A2	**matière :** Inox A2	**Werkstoff :** Edelstahl A2
type : micro box packing	**type :** micro verpakking	**type :** emballage micro	**Typ :** Micro Packung
surface : waxed and passivated	**oppervlak :** blank	**surface :** brut	**Oberfläche :** roh

d x l	art code	EAN	BOX	KG/ BOX
5 x 60	MWVZGK50060 A2	5410439229319	200	2,12
5 x 70	MWVZGK50070 A2	5410439218771	200	2,44
5 x 80	MWVZGK50080 A2	5410439203548	200	2,80
5 x 90	MWVZGK50090 A2	5410439229326	200	2,92
5 x 100	MWVZGK50100 A2	5410439229333	200	3,40
5 x 110	MWVZGK50110 A2	5410439229340	200	3,64
5 x 120	MWVZGK50120 A2	5410439229357	200	4,00
6 x 30	MWVZGK60030 A2	5410439229364	200	1,72
6 x 35	MWVZGK60035 A2	5410439229371	200	388,00
6 x 40	MWVZGK60040 A2	5410439229388	200	2,12
6 x 45	MWVZGK60045 A2	5410439229395	200	0,00
6 x 50	MWVZGK60050 A2	5410439229401	200	2,68
6 x 55	MWVZGK60055 A2	5410439229418	200	0,00

d x l	art code	EAN	BOX	KG/ BOX
6 x 60	MWVZGK60060 A2	5410439229425	200	3,12
6 x 70	MWVZGK60070 A2	5410439203531	200	3,44
6 x 80	MWVZGK60080 A2	5410439229432	200	3,96
6 x 90	MWVZGK60090 A2	5410439229449	200	4,48
6 x 100	MWVZGK60100 A2	5410439229456	200	4,80
6 x 110	MWVZGK60110 A2	5410439229463	100	1,33
6 x 120	MWVZGK60120 A2	5410439101745	100	1,51
6 x 130	MWVZGK60130 A2	5410439229470	100	1,59
6 x 140	MWVZGK60140 A2	5410439101752	100	1,69
6 x 150	MWVZGK60150 A2	5410439229487	100	1,77
6 x 160	MWVZGK60160 A2	5410439229494	100	1,88
6 x 180	MWVZGK60180 A2	5410439229500	100	2,14

CHIPBOARD SCREW CSK T-DRIVE AND TOTAL THREAD

SPAANDERPLAATSCHROEF VK T-DRIVE EN VOLDRAAD

VIS A PANNEAUX TF SIX LOBES INT. ET FILET TOTAL

SPANPLATTENSCHRAUBE SK INNENSTERN UND VOLLGEWINDE

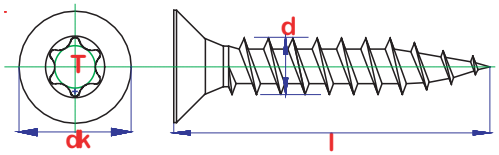

Z zinc pl.

CE EN 14592

material : Hardened steel	**materiaal :** Gehard staal	**matière :** Acier trempé	**Werkstoff :** Gehärtet Stahl
type : micro packing	**type :** micro verpakking	**type :** micro packing	**Typ :** Micropackung
surface : zinc plated	**oppervlak :** verzinkt	**surface :** zingué	**Oberfläche :** verzinkt

Technical properties / Technische gegevens / Données techniques / Technische Daten

d	dk	T
d 3	6	T10
d 3,5	7	T15
d 4,5	9	T20
d 6	12	T30

d x l	art code	EAN	BOX	KG/ BOX
3 x 16	MWVTVK30016 Z	5410439338127	200	0,24
3 x 20	MWVTVK30020 Z	5410439338134	200	0,32
3 x 25	MWVTVK30025 Z	5410439338141	200	0,36
3 x 30	MWVTVK30030 Z	5410439339766	200	0,44
3,5 x 16	MWVTVK35016 Z	5410439338158	200	0,36
3,5 x 20	MWVTVK35020 Z	5410439338165	200	0,40
3,5 x 25	MWVTVK35025 Z	5410439338172	200	0,48
3,5 x 30	MWVTVK35030 Z	5410439339773	200	0,56
4 x 16	MWVTVK40016 Z	5410439338189	200	0,44
4 x 20	MWVTVK40020 Z	5410439338196	200	0,56
4 x 25	MWVTVK40025 Z	5410439338202	200	0,60
4 x 30	MWVTVK40030 Z	5410439338219	200	0,72
4 x 35	MWVTVK40035 Z	5410439339780	200	0,84
4 x 40	MWVTVK40040 Z	5410439338226	200	0,92
4 x 45	MWVTVK40045 Z	5410439338233	200	1,00
4 x 50	MWVTVK40050 Z	5410439338240	200	1,08
4 x 60	MWVTVK40060 Z	5410439338257	200	1,36
4 x 70	MWVTVK40070 Z	5410439338264	200	1,56

d x l	art code	EAN	BOX	KG/ BOX
4,5 x 20	MWVTVK45020 Z	5410439338271	200	0,64
4,5 x 25	MWVTVK45025 Z	5410439338288	200	0,80
4,5 x 30	MWVTVK45030 Z	5410439338295	200	0,92
4,5 x 35	MWVTVK45035 Z	5410439339797	200	1,04
4,5 x 40	MWVTVK45040 Z	5410439338301	200	1,20
4,5 x 45	MWVTVK45045 Z	5410439339803	200	1,32
4,5 x 50	MWVTVK45050 Z	5410439338318	200	1,40
4,5 x 60	MWVTVK45060 Z	5410439338325	200	1,72
5 x 16	MWVTVK50016 Z	5410439339810	200	0,72
5 x 20	MWVTVK50020 Z	5410439339827	200	0,84
5 x 25	MWVTVK50025 Z	5410439338349	200	1,00
5 x 30	MWVTVK50030 Z	5410439338356	200	1,16
5 x 35	MWVTVK50035 Z	5410439338363	200	1,24
5 x 40	MWVTVK50040 Z	5410439338370	200	1,44
5 x 45	MWVTVK50045 Z	5410439338387	200	1,64
5 x 50	MWVTVK50050 Z	5410439338394	200	1,68
6 x 40	MWVTVK60040 Z	5410439339834	200	2,16
6 x 50	MWVTVK60050 Z	5410439338424	200	2,64

material : Hardened steel	**materiaal :** Gehard staal	**matière :** Acier trempé	**Werkstoff :** Gehärtet Stahl
type : micro packing	**type :** standaard verpakking	**type :** micro packing	**Typ :** Micropackung
surface : zinc plated	**oppervlak :** verzinkt	**surface :** zingué	**Oberfläche :** verzinkt

Technical properties / Technische gegevens / Données techniques / Technische Daten

d	dk	T
d 5	10	T25

d x l	art code	EAN	BOX	KG/ BOX
5 x 60	MWVTVG50060 Z	5410439338400	200	2,16

d x l	art code	EAN	BOX	KG/ BOX
5 x 70	MWVTVG50070 Z	5410439338417	200	2,44

material : Stainless steel A2	**materiaal :** Inox A2	**matière :** Inox A2	**Werkstoff :** Edelstahl A2
type : micro packing	**type :** micro verpakking	**type :** emballage micro	**Typ :** Micropackung
surface : plain	**oppervlak :** blank	**surface :** brut	**Oberfläche :** roh

Technical properties / Technische gegevens / Données techniques / Technische Daten

d	dk	T
d 3	6	T10
d 3,5	7	T15
d 4,5	9	T20

d x l	art code	EAN	BOX	KG/ BOX
3 x 12	MWVTVK30012 A2	5410439318549	200	0,20
3 x 16	MWVTVK30016 A2	5410439253475	200	0,24
3 x 20	MWVTVK30020 A2	5410439253482	200	0,28
3,5 x 16	MWVTVK35016 A2	5410439253499	200	0,36
3,5 x 20	MWVTVK35020 A2	5410439253505	200	0,40
4 x 16	MWVTVK40016 A2	5410439253512	200	0,48
4 x 20	MWVTVK40020 A2	5410439218801	200	0,52

d x l	art code	EAN	BOX	KG/ BOX
4 x 50	MWVTVK40050 A2	5410439428736	200	1,12
4,5 x 20	MWVTVK45020 A2	5410439253451	200	0,64
4,5 x 45	MWVTVK45045 A2	5410439228060	200	1,20
5 x 20	MWVTVK50020 A2	5410439253468	200	0,80
5 x 30	MWVTVK50030 A2	5410439355681	200	1,12
5 x 50	MWVTVK50050 A2	5410439214810	200	1,80

CHIPBOARD SCREW CSK T-DRIVE AND PARTIAL THREAD

SPAANDERPLAATSCHROEF VK T-DRIVE EN GED. DRAAD

VIS A PANNEAUX TF SIX LOBES INT. ET FILET PARTIEL

SPANPLATTENSCHRAUBE SK INNENSTERN UND TEILGEWINDE

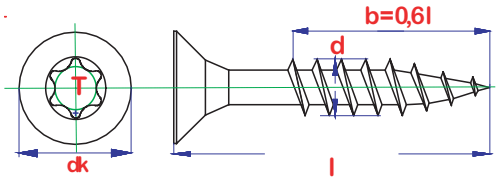

material : Hardened steel	**materiaal :** Gehard staal	**matière :** Acier trempé	**Werkstoff :** Gehärtet Stahl
type : micro box packing	**type :** micro verpakking	**type :** emballage micro	**Typ :** Micro Packung
surface : zinc plated	**oppervlak :** verzinkt	**surface :** zingué	**Oberfläche :** verzinkt

Technical properties / Technische gegevens / Données techniques / Technische Daten

d	dk	T
d 3	6	T10
d 3,5	7	T15
d 4,5	9	T20

d x l	art code	EAN	BOX	KG/ BOX
3 x 25	MWVTGK30025 Z	5410439339711	200	0,00
3 x 30	MWVTGK30030 Z	5410439338431	200	0,44
3 x 35	MWVTGK30035 Z	5410439339728	200	0,44
3 x 40	MWVTGK30040 Z	5410439338448	200	0,56
3,5 x 25	MWVTGK35025 Z	5410439339735	200	0,44
3,5 x 30	MWVTGK35030 Z	5410439338455	200	0,56
3,5 x 35	MWVTGK35035 Z	5410439338462	200	0,64
3,5 x 40	MWVTGK35040 Z	5410439338479	200	0,76
3,5 x 45	MWVTGK35045 Z	5410439338486	200	0,80
3,5 x 50	MWVTGK35050 Z	5410439338493	200	0,88
4 x 30	MWVTGK40030 Z	5410439242455	200	0,68
4 x 35	MWVTGK40035 Z	5410439338509	200	0,84
4 x 40	MWVTGK40040 Z	5410439242462	200	0,92

d x l	art code	EAN	BOX	KG/ BOX
4 x 45	MWVTGK40045 Z	5410439338516	200	1,04
4 x 50	MWVTGK40050 Z	5410439242479	200	1,16
4 x 60	MWVTGK40060 Z	5410439338523	200	1,36
4 x 70	MWVTGK40070 Z	5410439339759	200	1,56
4,5 x 30	MWVTGK45030 Z	5410439338530	200	0,92
4,5 x 35	MWVTGK45035 Z	5410439338547	200	1,00
4,5 x 40	MWVTGK45040 Z	5410439338554	200	1,12
4,5 x 45	MWVTGK45045 Z	5410439338561	200	1,32
4,5 x 50	MWVTGK45050 Z	5410439338578	200	1,44
4,5 x 60	MWVTGK45060 Z	5410439338585	200	1,76
5 x 40	MWVTGK50040 Z	5410439338592	200	1,44
5 x 45	MWVTGK50045 Z	5410439338608	200	1,68
5 x 50	MWVTGK50050 Z	5410439338615	200	1,76

Z zinc pl. | CE EN 14592

material : Hardened steel	**materiaal :** Gehard staal	**matière :** Acier trempé	**Werkstoff :** Gehärtet Stahl
type : standard box packing	**type :** standaard verpakking	**type :** emballage standard	**Typ :** Normalpackung
surface : zinc plated	**oppervlak :** verzinkt	**surface :** zingué	**Oberfläche :** verzinkt

Technical properties / Technische gegevens / Données techniques / Technische Daten

d	dk	T
d 5	10	T25
d 6	12	T30

d x l	art code	EAN	BOX	KG/ BOX
5 x 60	MWVTGG50060 Z	5410439338622	200	2,08
5 x 70	MWVTGG50070 Z	5410439338639	200	2,44
5 x 80	MWVTGG50080 Z	5410439338646	200	2,52
5 x 90	MWVTGG50090 Z	5410439338653	200	3,04
5 x 100	MWVTGG50100 Z	5410439339629	200	3,32
5 x 120	MWVTGG50120 Z	5410439428972	200	3,72
6 x 60	MWVTGG60060 Z	5410439338660	200	3,12
6 x 70	MWVTGG60070 Z	5410439338677	200	3,52

d x l	art code	EAN	BOX	KG/ BOX
6 x 80	MWVTGG60080 Z	5410439338684	200	4,04
6 x 90	MWVTGG60090 Z	5410439338691	200	4,40
6 x 100	MWVTGG60100 Z	5410439338707	100	1,24
6 x 120	MWVTGG60120 Z	5410439338714	100	1,47
6 x 140	MWVTGG60140 Z	5410439338721	100	1,69
6 x 160	MWVTGG60160 Z	5410439339636	100	1,92
6 x 180	MWVTGG60180 Z	5410439339643	100	2,20
6 x 200	MWVTGG60200 Z	5410439339650	100	2,35

A2 inox | CE EN 14592

material : Stainless steel A2	**materiaal :** Inox A2	**matière :** Inox A2	**Werkstoff :** Edelstahl A2
type : standard	**type :** micro verpakking	**type :** standard	**Typ :** Micropackung
surface : passivated - waxed	**oppervlak :** passivated - waxed	**surface :** passivated - waxed	**Oberfläche :** passivated - waxed

Technical properties / Technische gegevens / Données techniques / Technische Daten

d	dk	T
d 3	6	T10
d 3,5	7	T15
d 4,5	9	T20
d 6	12	T30

d x l	art code	EAN	BOX	KG/ BOX
3 x 25	MWVTGK30025 A2	5410439253529	200	0,40
3 x 30	MWVTGK30030 A2	5410439253536	200	0,44
3 x 35	MWVTGK30035 A2	5410439253543	200	0,52
3 x 40	MWVTGK30040 A2	5410439253550	200	0,48
3,5 x 25	MWVTGK35025 A2	5410439238809	200	0,48
3,5 x 30	MWVTGK35030 A2	5410439253567	200	0,60
3,5 x 35	MWVTGK35035 A2	5410439253574	200	0,68
3,5 x 40	MWVTGK35040 A2	5410439253581	200	0,76
3,5 x 45	MWVTGK35045 A2	5410439309875	200	0,80
3,5 x 50	MWVTGK35050 A2	5410439309882	200	0,92

d x l	art code	EAN	BOX	KG/ BOX
4 x 25	MWVTGK40025 A2	5410439253598	200	0,68
4 x 30	MWVTGK40030 A2	5410439236874	200	0,72
4 x 35	MWVTGK40035 A2	5410439253604	200	0,88
4 x 40	MWVTGK40040 A2	5410439205436	200	0,96
4 x 45	MWVTGK40045 A2	5410439211680	200	1,08
4 x 50	MWVTGK40050 A2	5410439211673	200	1,16
4 x 60	MWVTGK40060 A2	5410439213868	200	1,40
4 x 70	MWVTGK40070 A2	5410439253611	200	1,56
4,5 x 25	MWVTGK45025 A2	5410439253628	200	0,84
4,5 x 30	MWVTGK45030 A2	5410439253635	200	0,96

material : Stainless steel A2	**materiaal :** Inox A2	**matière :** Inox A2	**Werkstoff :** Edelstahl A2
type : standard	**type :** micro verpakking	**type :** standard	**Typ :** Micropackung
surface : passivated - waxed	**oppervlak :** passivated - waxed	**surface :** passivated - waxed	**Oberfläche :** passivated - waxed

d x l	art code	EAN	BOX	KG/ BOX
4,5 x 35	MWVTGK45035 A2	5410439253642	200	1,08
4,5 x 40	MWVTGK45040 A2	5410439211666	200	1,24
4,5 x 45	MWVTGK45045 A2	5410439211659	200	1,36
4,5 x 50	MWVTGK45050 A2	5410439211642	200	1,48
4,5 x 60	MWVTGK45060 A2	5410439211635	200	1,80
4,5 x 70	MWVTGK45070 A2	5410439253659	200	2,00
5 x 25	MWVTGK50025 A2	5410439253666	200	1,00
5 x 30	MWVTGK50030 A2	5410439253673	200	1,16
5 x 35	MWVTGK50035 A2	5410439253680	200	1,28
5 x 40	MWVTGK50040 A2	5410439210195	200	1,48
5 x 45	MWVTGK50045 A2	5410439242530	200	1,64
5 x 50	MWVTGK50050 A2	5410439211628	200	1,80
5 x 60	MWVTGK50060 A2	5410439211611	200	2,12
5 x 70	MWVTGK50070 A2	5410439239660	200	2,52
5 x 80	MWVTGK50080 A2	5410439211598	200	2,84
5 x 90	MWVTGK50090 A2	5410439253697	200	3,12
5 x 100	MWVTGK50100 A2	5410439217217	200	3,48

d x l	art code	EAN	BOX	KG/ BOX
6 x 30	MWVTGK60030 A2	5410439253703	200	1,72
6 x 40	MWVTGK60040 A2	5410439253710	200	2,16
6 x 45	MWVTGK60045 A2	5410439253727	200	2,32
6 x 50	MWVTGK60050 A2	5410439253734	200	2,56
6 x 60	MWVTGK60060 A2	5410439218382	200	3,12
6 x 70	MWVTGK60070 A2	5410439240550	200	3,52
6 x 80	MWVTGK60080 A2	5410439253741	200	4,00
6 x 90	MWVTGK60090 A2	5410439253758	200	4,44
6 x 100	MWVTGK60100 A2	5410439253765	200	4,88
6 x 120	MWVTGK60120 A2	5410439253772	100	1,50
6 x 130	MWVTGK60130 A2	5410439253789	100	1,56
6 x 140	MWVTGK60140 A2	5410439253796	100	1,70
6 x 160	MWVTGK60160 A2	5410439268868	100	1,94
6 x 180	MWVTGK60180 A2	5410439268677	100	2,16
6 x 200	MWVTGK60200 A2	5410439268684	100	2,38

CHIPBOARD SCREW PH POZ. Z, TOTAL THREAD

SPAANDERPLAATSCHROEF PH PZ/VOLDRAAD

VIS A PANNEAUX TB POZ. Z, FILET TOTAL

SPANPLATTENSCHRAUBE LK KREUZSCHLITZ Z, VOLLGEWINDE

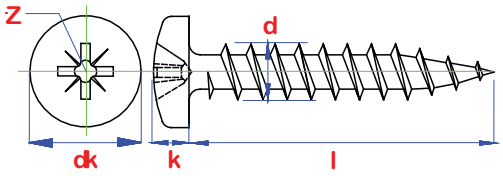

Z zinc pl.

CE EN 14592

material : Hardened steel	**materiaal :** Gehard staal	**matière :** Acier trempé	**Werkstoff :** Stahl gehärtet
type : micro box packing	**type :** micro verpakking	**type :** emballage micro	**Typ :** Micro Packung
surface : zinc plated Cr3+	**oppervlak :** verzinkt Cr3+	**surface :** zingué Cr3+	**Oberfläche :** verzinkt Cr3+

Technical properties / Technische gegevens / Données techniques / Technische Daten

d	dk	k	Z
d 3	6	2,5	Pz1
d 3,5	7	2,6	Pz2
d 4,5	9	3,25	Pz2
d 6	12	4,35	Pz3

d x l	art code	EAN	BOX	KG/ BOX
3 x 10	MWCZVK30010 Z	5410439208123	200	0,24
3 x 12	MWCZVK30012 Z	5410439000017	200	0,28
3 x 16	MWCZVK30016 Z	5410439000024	200	0,32
3 x 20	MWCZVK30020 Z	5410439000031	200	0,40
3 x 25	MWCZVK30025 Z	5410439000048	200	0,44
3 x 30	MWCZVK30030 Z	5410439000055	200	0,52
3,5 x 12	MWCZVK35012 Z	5410439000062	200	0,40
3,5 x 16	MWCZVK35016 Z	5410439000079	200	0,44
3,5 x 20	MWCZVK35020 Z	5410439000086	200	0,48
3,5 x 25	MWCZVK35025 Z	5410439000093	200	0,60
3,5 x 30	MWCZVK35030 Z	5410439000109	200	0,68
3,5 x 35	MWCZVK35035 Z	5410439000116	200	0,76
3,5 x 40	MWCZVK35040 Z	5410439108003	200	0,84
4 x 12	MWCZVK40012 Z	5410439000123	200	0,52
4 x 16	MWCZVK40016 Z	5410439000130	200	0,60
4 x 20	MWCZVK40020 Z	5410439000147	200	0,60
4 x 25	MWCZVK40025 Z	5410439000154	200	0,80
4 x 30	MWCZVK40030 Z	5410439000161	200	0,88
4 x 35	MWCZVK40035 Z	5410439000178	200	0,96
4 x 40	MWCZVK40040 Z	5410439000185	200	1,08
4 x 45	MWCZVK40045 Z	5410439000192	200	1,16
4 x 50	MWCZVK40050 Z	5410439000208	200	1,28
4 x 60	MWCZVK40060 Z	5410439230315	200	1,48
4,5 x 16	MWCZVK45016 Z	5410439000215	200	0,76
4,5 x 20	MWCZVK45020 Z	5410439000222	200	0,88

d x l	art code	EAN	BOX	KG/ BOX
4,5 x 25	MWCZVK45025 Z	5410439000239	200	1,00
4,5 x 30	MWCZVK45030 Z	5410439000246	200	1,08
4,5 x 35	MWCZVK45035 Z	5410439000253	200	1,28
4,5 x 40	MWCZVK45040 Z	5410439000260	200	1,32
4,5 x 45	MWCZVK45045 Z	5410439000277	200	1,48
4,5 x 50	MWCZVK45050 Z	5410439000284	200	1,64
4,5 x 60	MWCZVK45060 Z	5410439428323	200	1,88
5 x 16	MWCZVK50016 Z	5410439000291	200	1,00
5 x 20	MWCZVK50020 Z	5410439000307	200	1,12
5 x 25	MWCZVK50025 Z	5410439000314	200	1,20
5 x 30	MWCZVK50030 Z	5410439000321	200	1,48
5 x 35	MWCZVK50035 Z	5410439000338	200	1,48
5 x 40	MWCZVK50040 Z	5410439000345	200	1,72
5 x 45	MWCZVK50045 Z	5410439000352	200	1,88
5 x 50	MWCZVK50050 Z	5410439000369	200	2,08
5 x 60	MWCZVK50060 Z	5410439000376	200	2,44
5 x 70	MWCZVK50070 Z	5410439204262	200	2,72
6 x 20	MWCZVK60020 Z	5410439428293	200	1,64
6 x 30	MWCZVK60030 Z	5410439321440	200	2,24
6 x 40	MWCZVK60040 Z	5410439000390	200	2,52
6 x 45	MWCZVK60045 Z	5410439000406	200	2,76
6 x 50	MWCZVK60050 Z	5410439000413	200	3,16
6 x 60	MWCZVK60060 Z	5410439000437	200	3,60
6 x 70	MWCZVK60070 Z	5410439208147	200	3,84
6 x 80	MWCZVK60080 Z	5410439208154	200	4,12

material : Stainless steel A2	**materiaal :** Inox A2	**matière :** Inox A2	**Werkstoff :** Edelstahl A2
type : micro box packing	**type :** micro verpakking	**type :** emballage micro	**Typ :** Micro Packung
surface : plain	**oppervlak :** blank	**surface :** brut	**Oberfläche :** roh

Technical properties / Technische gegevens / Données techniques / Technische Daten

d	dk	k	Z
d 3	6	2,5	Pz1
d 3,5	7	2,6	Pz2
d 4,5	9	3,25	Pz2
d 6	12	4,35	Pz3

d x l	art code	EAN	BOX	KG/ BOX
3 x 12	MWCZVK30012 A2	5410439111300	200	0,28
3 x 16	MWCZVK30016 A2	5410439000512	200	0,32
3 x 20	MWCZVK30020 A2	5410439000529	200	0,36
3 x 25	MWCZVK30025 A2	5410439000536	200	0,40
3 x 30	MWCZVK30030 A2	5410439111317	200	0,48
3,5 x 12	MWCZVK35012 A2	5410439111324	200	0,36
3,5 x 16	MWCZVK35016 A2	5410439000543	200	0,40
3,5 x 20	MWCZVK35020 A2	5410439000550	200	0,48
3,5 x 25	MWCZVK35025 A2	5410439000567	200	0,60
3,5 x 30	MWCZVK35030 A2	5410439000574	200	0,68
3,5 x 35	MWCZVK35035 A2	5410439111331	200	0,76
3,5 x 40	MWCZVK35040 A2	5410439111348	200	0,84
4 x 12	MWCZVK40012 A2	5410439111355	200	0,48
4 x 16	MWCZVK40016 A2	5410439000581	200	0,60
4 x 20	MWCZVK40020 A2	5410439000598	200	0,68
4 x 25	MWCZVK40025 A2	5410439000604	200	0,76
4 x 30	MWCZVK40030 A2	5410439000611	200	0,88
4 x 35	MWCZVK40035 A2	5410439000628	200	0,92
4 x 40	MWCZVK40040 A2	5410439000635	200	1,08
4 x 45	MWCZVK40045 A2	5410439000642	200	1,24
4 x 50	MWCZVK40050 A2	5410439000659	200	1,28
4,5 x 16	MWCZVK45016 A2	5410439111393	200	0,72
4,5 x 20	MWCZVK45020 A2	5410439111409	200	0,80

d x l	art code	EAN	BOX	KG/ BOX
4,5 x 25	MWCZVK45025 A2	5410439000666	200	1,00
4,5 x 30	MWCZVK45030 A2	5410439000673	200	1,04
4,5 x 35	MWCZVK45035 A2	5410439000680	200	1,24
4,5 x 40	MWCZVK45040 A2	5410439000697	200	1,32
4,5 x 45	MWCZVK45045 A2	5410439111416	200	1,44
4,5 x 50	MWCZVK45050 A2	5410439000703	200	1,56
5 x 20	MWCZVK50020 A2	5410439111423	200	1,16
5 x 25	MWCZVK50025 A2	5410439111430	200	1,32
5 x 30	MWCZVK50030 A2	5410439111447	200	1,40
5 x 35	MWCZVK50035 A2	5410439000710	200	1,60
5 x 40	MWCZVK50040 A2	5410439000727	200	1,80
5 x 45	MWCZVK50045 A2	5410439000734	200	1,88
5 x 50	MWCZVK50050 A2	5410439000741	200	2,08
5 x 60	MWCZVK50060 A2	5410439000758	200	2,40
6 x 40	MWCZVK60040 A2	5410439111454	200	2,64
6 x 45	MWCZVK60045 A2	5410439111461	200	2,88
6 x 50	MWCZVK60050 A2	5410439111478	200	3,08
6 x 55	MWCZVK60055 A2	5410439111485	200	2,88
6 x 60	MWCZVK60060 A2	5410439111492	200	3,60
6 x 70	MWCZVK60070 A2	5410439111508	200	3,96
6 x 80	MWCZVK60080 A2	5410439111515	200	4,00
6 x 90	MWCZVK60090 A2	5410439111522	200	4,88
6 x 100	MWCZVK60100 A2	5410439111539	200	5,20

CHIPBOARD SCREW PANHEAD POZ. AND PARTIAL THREAD

SPAANDERPLAATSCHROEF PH PZ/DEELDRAAD

VIS A PANNEAUX TR POZ. ET FILET PARTIEL

SPANPLATTENSCHRAUBE RUNDKOPF POZ. UND TEILGEWINDE

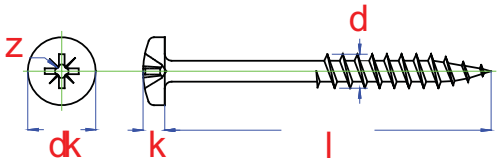

Z zinc pl.

CE EN 14592

material : Steel hardened	**materiaal :** Staal gehard	**matière :** Acier trempé	**Werkstoff :** Stahl gehärtet
type : micro packing	**type :** micro verpakking	**type :** emballage micro	**Typ :** Micropackung
surface : zinc plated	**oppervlak :** verzinkt	**surface :** zingué	**Oberfläche :** verzinkt

Technical properties / Technische gegevens / Données techniques / Technische Daten

d	dk	k	z
d 5	10	3,55	Pz2
d 6	12	4,35	Pz3

d x l	art code	EAN	BOX	KG/ BOX
5 x 80	MWCZGG50080 Z	5410439000383	200	3,00
6 x 90	MWCZGG60090 Z	5410439208161	200	4,88

d x l	art code	EAN	BOX	KG/ BOX
6 x 100	MWCZGG60100 Z	5410439428309	200	5,16

I

CHIPBOARD SCREW PH T-DRIVE AND FULL THREAD

SPAANDERPLAATSCHROEF PH T-DRIVE/VOLDRAAD

VIS A PANNEAUX TB SIX LOBES INTÉR. ET FILET TOTAL

SPANPLATTENSCHRAUBE LK INNENSTERN UND VOLLGEWINDE

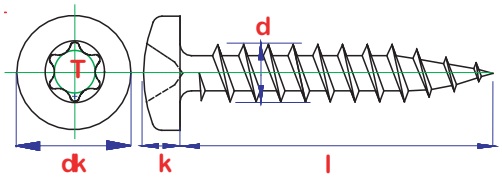

Z zinc pl.

CE EN 14592

material : Steel hardened	**materiaal :** Staal gehard	**matière :** Acier trempé	**Werkstoff :** Stahl gehärtet
type : micro box packing	**type :** micro verpakking	**type :** emballage micro	**Typ :** Micropackung
surface : zinc plated	**oppervlak :** verzinkt	**surface :** zingué	**Oberfläche :** verzinkt

Technical properties / Technische gegevens / Données techniques / Technische Daten

d	dk	k	T
d 3	6	2,5	T10
d 3,5	7	2,6	T15
d 4,5	9	3,25	T20
d 6	12	4,35	T30

d x l	art code	EAN	BOX	KG/ BOX
3 x 10	MWCTVK30010 Z	5410439410472	200	0,00
3 x 12	MWCTVK30012 Z	5410439410489	200	0,24
3 x 16	MWCTVK30016 Z	5410439410496	200	0,28
3 x 20	MWCTVK30020 Z	5410439410502	200	0,36
3 x 25	MWCTVK30025 Z	5410439410519	200	0,40
3 x 30	MWCTVK30030 Z	5410439410526	200	0,48
3,5 x 12	MWCTVK35012 Z	5410439410540	200	0,36
3,5 x 16	MWCTVK35016 Z	5410439410557	200	0,40
3,5 x 20	MWCTVK35020 Z	5410439410564	200	0,48
3,5 x 25	MWCTVK35025 Z	5410439410571	200	0,48
3,5 x 30	MWCTVK35030 Z	5410439410588	200	0,64
3,5 x 35	MWCTVK35035 Z	5410439410595	200	0,72
3,5 x 40	MWCTVK35040 Z	5410439410601	200	0,80
4 x 12	MWCTVK40012 Z	5410439633604	200	0,36
4 x 16	MWCTVK40016 Z	5410439410625	200	0,60
4 x 20	MWCTVK40020 Z	5410439410632	200	0,68
4 x 25	MWCTVK40025 Z	5410439410649	200	0,80
4 x 30	MWCTVK40030 Z	5410439410656	200	1,04
4 x 35	MWCTVK40035 Z	5410439410663	200	0,56
4 x 40	MWCTVK40040 Z	5410439410670	200	1,08
4 x 45	MWCTVK40045 Z	5410439410687	200	1,12
4 x 50	MWCTVK40050 Z	5410439410694	200	1,40
4 x 60	MWCTVK40060 Z	5410439410700	200	1,36
4,5 x 16	MWCTVK45016 Z	5410439410717	200	0,76

d x l	art code	EAN	BOX	KG/ BOX
4,5 x 20	MWCTVK45020 Z	5410439410724	200	0,92
4,5 x 25	MWCTVK45025 Z	5410439410731	200	1,00
4,5 x 30	MWCTVK45030 Z	5410439410748	200	0,84
4,5 x 35	MWCTVK45035 Z	5410439410755	200	1,28
4,5 x 40	MWCTVK45040 Z	5410439410762	200	1,32
4,5 x 45	MWCTVK45045 Z	5410439410779	200	1,52
4,5 x 50	MWCTVK45050 Z	5410439410786	200	1,64
4,5 x 60	MWCTVK45060 Z	5410439410793	200	1,80
5 x 16	MWCTVK50016 Z	5410439510585	200	0,72
5 x 20	MWCTVK50020 Z	5410439410809	200	1,20
5 x 25	MWCTVK50025 Z	5410439410816	200	1,32
5 x 30	MWCTVK50030 Z	5410439410823	200	1,48
5 x 35	MWCTVK50035 Z	5410439410830	200	1,64
5 x 40	MWCTVK50040 Z	5410439410847	200	1,60
5 x 45	MWCTVK50045 Z	5410439410854	200	1,88
5 x 50	MWCTVK50050 Z	5410439410861	200	2,04
5 x 60	MWCTVK50060 Z	5410439410878	200	2,60
5 x 70	MWCTVK50070 Z	5410439426282	200	2,28
6 x 20	MWCTVK60020 Z	5410439589192	200	1,72
6 x 25	MWCTVK60025 Z	5410439640640	200	0,00
6 x 30	MWCTVK60030 Z	5410439410885	200	0,00
6 x 35	MWCTVK60035 Z	5410439410892	200	0,00
6 x 40	MWCTVK60040 Z	5410439410908	200	2,24
6 x 45	MWCTVK60045 Z	5410439410915	200	2,92

Z zinc pl.

CE EN 14592

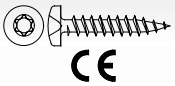

material : Steel hardened	**materiaal :** Staal gehard	**matière :** Acier trempé	**Werkstoff :** Stahl gehärtet
type : micro box packing	**type :** micro verpakking	**type :** emballage micro	**Typ :** Micropackung
surface : zinc plated	**oppervlak :** verzinkt	**surface :** zingué	**Oberfläche :** verzinkt

d x l	art code	EAN	BOX	KG/ BOX
6 x 50	MWCTVK60050 Z	5410439410922	200	2,68
6 x 60	MWCTVK60060 Z	5410439410939	200	3,12

d x l	art code	EAN	BOX	KG/ BOX
6 x 70	MWCTVK60070 Z	5410439410946	200	3,72

I

pgb - MWCTG

chipboard panhead

CHIPBOARD SCREW PANHEAD T-DRIVE / PARTIAL THREAD

SPAANDERPLAATSCHROEF PH T-DRIVE / DEELDRAAD

VIS A PANNEAUX TETE RONDE SIX LOBES INT. / FILET PART.

SPANPLATTENSCHRAUBEN LINSENKOPF INNENSECHSKANT / TEILGEWINDE

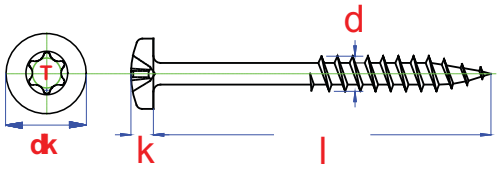

Z zinc pl.

CE EN 14592

material : Stainless steel A2	**materiaal :** Staal	**matière :** Inox A2	**Werkstoff :** Edelstahl A2
type : micro packing	**type :** standaard verpakking	**type :** emballage micro	**Typ :** Micropackung
surface : plain	**oppervlak :** verzinkt	**surface :** brut	**Oberfläche :** roh

Technical properties / Technische gegevens / Données techniques / Technische Daten

d	dk	k	T
d 5	10	3,55	T25
d 6	12	4,35	T30

d x l	art code	EAN	BOX	KG/ BOX
5 x 80	MWCTGG50080 Z	5410439589154	200	2,68
6 x 80	MWCTGG60080 Z	5410439589161	200	4,36

d x l	art code	EAN	BOX	KG/ BOX
6 x 90	MWCTGG60090 Z	5410439589178	200	4,76
6 x 100	MWCTGG60100 Z	5410439589185	200	5,32

pfs - PWVZV

pfs+

CHIPBOARD SCREW CSK PFS+ POZ. AND FULL THREAD

SPAANDERPLAATSCHROEF VK PFS+ POZ.,VOLDRAAD,FREESRIBBEN

VIS A PANNEAUX TF PFS+ POZ. ET FILET TOTAL

SPANPLATTENSCHRAUBE SK PFS+ POZ.,VOLLGEWINDE,FRÄSRIPPEN

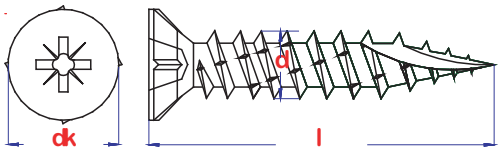

GZ yellow zinc pl.

CE EN 14592

material : Hardened steel	**materiaal :** Gehard staal	**matière :** Acier trempé	**Werkstoff :** Gehärtet Stahl
type : micro packing	**type :** klein verpakking	**type :** emballages micro	**Typ :** Kleinpackung
surface : zinc plated yellow	**oppervlak :** geelverzinkt	**surface :** zingué jaune	**Oberfläche :** gelbverzinkt

Technical properties / Technische gegevens / Données techniques / Technische Daten

d	dk	Z
d 2,5	5	Nr 1
d 3,5	7	Nr 2
d 4,5	9	
d 6	12	Nr 3

d x l	art code	EAN	BOX	KG/ BOX
2,5 x 12	PWVZVK25012 GZ	5410439211697	200	0,16
2,5 x 16	PWVZVK25016 GZ	5410439211796	200	0,20
2,5 x 20	PWVZVK25020 GZ	5410439211802	200	0,24
3 x 12	PWVZVK30012 GZ	5410439211819	200	0,24
3 x 16	PWVZVK30016 GZ	5410439211826	200	0,28
3 x 20	PWVZVK30020 GZ	5410439211833	200	0,32
3 x 25	PWVZVK30025 GZ	5410439211840	200	0,36
3 x 30	PWVZVK30030 GZ	5410439211857	200	0,40
3 x 35	PWVZVK30035 GZ	5410439211864	200	0,52
3 x 40	PWVZVK30040 GZ	5410439211871	200	0,56
3,5 x 12	PWVZVK35012 GZ	5410439211888	200	0,28
3,5 x 16	PWVZVK35016 GZ	5410439211895	200	0,32
3,5 x 20	PWVZVK35020 GZ	5410439211994	200	0,40
3,5 x 25	PWVZVK35025 GZ	5410439212083	200	0,48
3,5 x 30	PWVZVK35030 GZ	5410439212090	200	0,52
3,5 x 35	PWVZVK35035 GZ	5410439212106	200	0,60
3,5 x 40	PWVZVK35040 GZ	5410439212113	200	0,72
3,5 x 45	PWVZVK35045 GZ	5410439212120	200	0,80
3,5 x 50	PWVZVK35050 GZ	5410439212137	200	0,88
4 x 12	PWVZVK40012 GZ	5410439212144	200	0,36
4 x 16	PWVZVK40016 GZ	5410439212151	200	0,44
4 x 20	PWVZVK40020 GZ	5410439212168	200	0,48
4 x 25	PWVZVK40025 GZ	5410439212175	200	0,60
4 x 30	PWVZVK40030 GZ	5410439212182	200	0,68

d x l	art code	EAN	BOX	KG/ BOX
4 x 35	PWVZVK40035 GZ	5410439212199	200	0,76
4 x 40	PWVZVK40040 GZ	5410439212205	200	0,88
4 x 45	PWVZVK40045 GZ	5410439212229	200	1,00
4 x 50	PWVZVK40050 GZ	5410439212236	200	1,12
4 x 55	PWVZVK40055 GZ	5410439212243	200	1,24
4 x 60	PWVZVK40060 GZ	5410439212250	200	1,24
4,5 x 16	PWVZVK45016 GZ	5410439212267	200	0,56
4,5 x 20	PWVZVK45020 GZ	5410439212274	200	0,68
4,5 x 25	PWVZVK45025 GZ	5410439212281	200	0,80
4,5 x 30	PWVZVK45030 GZ	5410439212298	200	0,92
4,5 x 35	PWVZVK45035 GZ	5410439212328	200	1,04
4,5 x 40	PWVZVK45040 GZ	5410439212335	200	1,16
4,5 x 45	PWVZVK45045 GZ	5410439212342	200	1,28
4,5 x 50	PWVZVK45050 GZ	5410439212359	200	1,40
4,5 x 55	PWVZVK45055 GZ	5410439212366	200	1,56
4,5 x 60	PWVZVK45060 GZ	5410439212373	200	1,72
4,5 x 70	PWVZVK45070 GZ	5410439212380	200	1,96
5 x 16	PWVZVK50016 GZ	5410439212397	200	0,72
5 x 20	PWVZVK50020 GZ	5410439212434	200	0,84
5 x 25	PWVZVK50025 GZ	5410439212441	200	0,96
5 x 30	PWVZVK50030 GZ	5410439212458	200	1,16
5 x 35	PWVZVK50035 GZ	5410439212465	200	1,28
5 x 40	PWVZVK50040 GZ	5410439212472	200	1,44
5 x 45	PWVZVK50045 GZ	5410439212489	200	1,64

material : Hardened steel	**materiaal :** Gehard staal	**matière :** Acier trempé	**Werkstoff :** Gehärtet Stahl
type : micro packing	**type :** klein verpakking	**type :** emballages micro	**Typ :** Kleinpackung
surface : zinc plated yellow	**oppervlak :** geelverzinkt	**surface :** zingué jaune	**Oberfläche :** gelbverzinkt

d x l	art code	EAN	BOX	KG/ BOX
5 x 50	PWVZVK50050 GZ	5410439212496	200	1,76
5 x 55	PWVZVK50055 GZ	5410439212502	200	1,84
5 x 60	PWVZVK50060 GZ	5410439212519	200	2,08
5 x 70	PWVZVK50070 GZ	5410439212526	200	2,36
6 x 30	PWVZVK60030 GZ	5410439212533	200	1,72
6 x 35	PWVZVK60035 GZ	5410439212540	200	1,92

d x l	art code	EAN	BOX	KG/ BOX
6 x 40	PWVZVK60040 GZ	5410439212557	200	2,16
6 x 45	PWVZVK60045 GZ	5410439212564	200	2,40
6 x 50	PWVZVK60050 GZ	5410439212571	200	2,48
6 x 55	PWVZVK60055 GZ	5410439212588	200	2,84
6 x 60	PWVZVK60060 GZ	5410439212595	200	2,96
6 x 70	PWVZVK60070 GZ	5410439212601	200	3,52

pfs - PWVZG

pfs+

CHIPBOARD SCREW CSK PFS+ POZ. AND PART. THREAD

SPAANDERPLAATSCHROEF VK PFS+ POZ.,DEELDRAAD,FREESRIBBEN

VIS À PANNEAUX TF PFS+ POZ. ET FILET PART.

SPANPLATTENSCHRAUBEN SK PFS+ POZ.,TEILGEWINDE,FRÄSRIPPEN

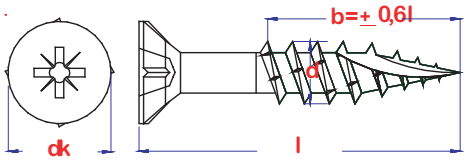

GZ yellow zinc pl.

CE EN 14592

material : Hardened steel	**materiaal :** Gehard staal	**matière :** Acier trempé	**Werkstoff :** Gehärtet Stahl
type : with nibs en flutes	**type :** met freesribben	**type :** avec nervures	**Typ :** mit Fräsrippen
surface : zinc plated yellow	**oppervlak :** geelverzinkt	**surface :** zingué jaune	**Oberfläche :** gelb verzinkt

Technical properties / Technische gegevens / Données techniques / Technische Daten

d	dk	Z
d 3	6	Nr 1
d 3,5	7	Nr 2
d 4,5	9	
d 6	12	Nr 3

d x l	art code	EAN	BOX	KG/ BOX
3 x 25	PWVZGK30025 GZ	5410439212618	200	0,40
3 x 30	PWVZGK30030 GZ	5410439212625	200	0,44
3 x 35	PWVZGK30035 GZ	5410439212632	200	0,48
3 x 40	PWVZGK30040 GZ	5410439212649	200	0,60
3,5 x 25	PWVZGK35025 GZ	5410439212656	200	0,52
3,5 x 30	PWVZGK35030 GZ	5410439212663	200	0,56
3,5 x 35	PWVZGK35035 GZ	5410439212670	200	0,64
3,5 x 40	PWVZGK35040 GZ	5410439212687	200	0,72
3,5 x 45	PWVZGK35045 GZ	5410439212694	200	0,76
3,5 x 50	PWVZGK35050 GZ	5410439212700	200	0,88
4 x 30	PWVZGK40030 GZ	5410439212717	200	0,72
4 x 35	PWVZGK40035 GZ	5410439212724	200	0,80
4 x 40	PWVZGK40040 GZ	5410439212731	200	0,96
4 x 45	PWVZGK40045 GZ	5410439212748	200	1,00
4 x 50	PWVZGK40050 GZ	5410439212755	200	1,08
4 x 60	PWVZGK40060 GZ	5410439212762	200	1,32
4 x 70	PWVZGK40070 GZ	5410439212779	200	1,56
4,5 x 30	PWVZGK45030 GZ	5410439212786	200	0,84
4,5 x 35	PWVZGK45035 GZ	5410439212793	200	1,04
4,5 x 40	PWVZGK45040 GZ	5410439212809	200	1,16
4,5 x 45	PWVZGK45045 GZ	5410439212816	200	1,32
4,5 x 50	PWVZGK45050 GZ	5410439212823	200	1,40
4,5 x 60	PWVZGK45060 GZ	5410439212830	200	1,68

d x l	art code	EAN	BOX	KG/ BOX
4,5 x 70	PWVZGK45070 GZ	5410439212847	200	2,00
4,5 x 80	PWVZGK45080 GZ	5410439212854	200	2,24
5 x 40	PWVZGK50040 GZ	5410439212861	200	1,44
5 x 45	PWVZGK50045 GZ	5410439212878	200	1,60
5 x 50	PWVZGK50050 GZ	5410439212885	200	1,76
5 x 60	PWVZGK50060 GZ	5410439212892	200	2,04
5 x 70	PWVZGK50070 GZ	5410439212908	200	2,40
5 x 80	PWVZGK50080 GZ	5410439212915	200	2,60
5 x 90	PWVZGK50090 GZ	5410439212922	200	3,04
5 x 100	PWVZGK50100 GZ	5410439212939	200	3,28
6 x 60	PWVZGK60060 GZ	5410439212946	200	3,08
6 x 70	PWVZGK60070 GZ	5410439212953	200	3,52
6 x 80	PWVZGK60080 GZ	5410439212960	200	3,96
6 x 90	PWVZGK60090 GZ	5410439212977	200	4,52
6 x 100	PWVZGK60100 GZ	5410439212984	100	1,22
6 x 110	PWVZGK60110 GZ	5410439212991	100	1,35
6 x 120	PWVZGK60120 GZ	5410439213004	100	1,46
6 x 130	PWVZGK60130 GZ	5410439213035	100	1,56
6 x 140	PWVZGK60140 GZ	5410439213042	100	1,67
6 x 150	PWVZGK60150 GZ	5410439213059	100	1,78
6 x 160	PWVZGK60160 GZ	5410439213066	100	1,90
6 x 180	PWVZGK60180 GZ	5410439213073	100	2,15
6 x 200	PWVZGK60200 GZ	5410439213080	100	2,36

pfs - PWVTV

pfs+

CHIPBOARD SCREW CSK PFS+ T-DRIVE AND FULL THREAD

SPAANDERPLAATSCHROEF VK PFS+ T-DRIVE EN VOLL. DRAAD

VIS A PANNEAUX TF PFS+ SIX-LOBES INT. ET FILET TOTAL

SPANPLATTENSCHRAUBE SK PFS+ INNENSTERN,VOLLGEWINDE, CUT-SPITZE

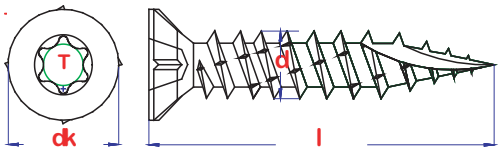

Z zinc pl.

CE EN 14592

material : Hardened steel	**materiaal :** Gehard staal	**matière :** Acier trempé	**Werkstoff :** Gehärtet Stahl
type : micro box packing	**type :** micro verpakking	**type :** emballage micro	**Typ :** Kleinpackung
surface : zinc plated	**oppervlak :** verzinkt	**surface :** zingué	**Oberfläche :** verzinkt

Technical properties / Technische gegevens / Données techniques / Technische Daten

d	dk	T
d 3	6	T10
d 3,5	7	T15
d 4,5	9	T20
d 6	12	T30

d x l	art code	EAN	BOX	KG/ BOX
3 x 12	PWVTVK30012 Z	5410439376655	200	0,20
3 x 16	PWVTVK30016 Z	5410439376662	200	0,24
3 x 20	PWVTVK30020 Z	5410439376679	200	0,32
3 x 25	PWVTVK30025 Z	5410439376686	200	0,36
3 x 30	PWVTVK30030 Z	5410439376693	200	0,44
3 x 35	PWVTVK30035 Z	5410439376709	200	0,48
3 x 40	PWVTVK30040 Z	5410439376716	200	0,52
3,5 x 12	PWVTVK35012 Z	5410439376723	200	0,28
3,5 x 16	PWVTVK35016 Z	5410439338868	200	0,32
3,5 x 20	PWVTVK35020 Z	5410439376730	200	0,36
3,5 x 25	PWVTVK35025 Z	5410439376747	200	0,48
3,5 x 30	PWVTVK35030 Z	5410439376754	200	0,56
3,5 x 35	PWVTVK35035 Z	5410439376761	200	0,64
3,5 x 40	PWVTVK35040 Z	5410439376778	200	0,72
3,5 x 45	PWVTVK35045 Z	5410439376785	200	0,80
3,5 x 50	PWVTVK35050 Z	5410439376792	200	0,84
4 x 12	PWVTVK40012 Z	5410439376808	200	0,40
4 x 16	PWVTVK40016 Z	5410439376815	200	0,40
4 x 20	PWVTVK40020 Z	5410439376822	200	0,52
4 x 25	PWVTVK40025 Z	5410439376839	200	0,64
4 x 30	PWVTVK40030 Z	5410439376846	200	0,72
4 x 35	PWVTVK40035 Z	5410439376853	200	0,80
4 x 40	PWVTVK40040 Z	5410439376860	200	0,88

d x l	art code	EAN	BOX	KG/ BOX
4 x 45	PWVTVK40045 Z	5410439376877	200	0,96
4 x 50	PWVTVK40050 Z	5410439376884	200	1,08
4 x 60	PWVTVK40060 Z	5410439376891	200	1,32
4,5 x 16	PWVTVK45016 Z	5410439376907	200	0,60
4,5 x 20	PWVTVK45020 Z	5410439376914	200	0,64
4,5 x 25	PWVTVK45025 Z	5410439376921	200	0,80
4,5 x 30	PWVTVK45030 Z	5410439376938	200	0,88
4,5 x 35	PWVTVK45035 Z	5410439376945	200	1,04
4,5 x 40	PWVTVK45040 Z	5410439376952	200	1,16
4,5 x 45	PWVTVK45045 Z	5410439376969	200	1,28
4,5 x 50	PWVTVK45050 Z	5410439376976	200	1,40
4,5 x 60	PWVTVK45060 Z	5410439376983	200	1,68
5 x 16	PWVTVK50016 Z	5410439376990	200	0,64
5 x 20	PWVTVK50020 Z	5410439377003	200	0,84
5 x 25	PWVTVK50025 Z	5410439377010	200	0,96
5 x 30	PWVTVK50030 Z	5410439377027	200	1,08
5 x 35	PWVTVK50035 Z	5410439377034	200	1,24
5 x 40	PWVTVK50040 Z	5410439377041	200	1,40
5 x 45	PWVTVK50045 Z	5410439377058	200	1,52
5 x 50	PWVTVK50050 Z	5410439377065	200	1,72
6 x 30	PWVTVK60030 Z	5410439377072	200	1,64
6 x 40	PWVTVK60040 Z	5410439377089	200	2,04
6 x 45	PWVTVK60045 Z	5410439377096	200	2,40

material : Hardened steel	**materiaal :** Gehard staal	**matière :** Acier trempé	**Werkstoff :** Stahl gehärted
type : standard box packing	**type :** standaard verpakking	**type :** emballage standard	**Typ :** Handelsübliche Packung
surface : zinc plated	**oppervlak :** verzinkt	**surface :** zingué	**Oberfläche :** verzinkt

Technical properties / Technische gegevens / Données techniques / Technische Daten

d	dk	T
d 5	10	T25
d 6	12	T30

d x l	art code	EAN	BOX	KG/ BOX
5 x 60	PWVTVG50060 Z	5410439376600	200	2,04
5 x 70	PWVTVG50070 Z	5410439376617	200	2,36
6 x 50	PWVTVG60050 Z	5410439376624	200	2,48

d x l	art code	EAN	BOX	KG/ BOX
6 x 60	PWVTVG60060 Z	5410439376631	200	2,96
6 x 70	PWVTVG60070 Z	5410439376648	200	3,48

material : Hardened steel	**materiaal :** Gehard staal	**matière :** Acier trempé	**Werkstoff :** Gehärtet Stahl
type : micro box packing	**type :** micro verpakking	**type :** emballage micro	**Typ :** Kleinpackung
surface : zinc plated yellow	**oppervlak :** geelverzinkt	**surface :** zingué jaune	**Oberfläche :** gelb verzinkt

Technical properties / Technische gegevens / Données techniques / Technische Daten

d	dk	T
d 2,5	5	T 8
d 3,5	7	T15
d 4,5	9	T20
d 6	12	T30

d x l	art code	EAN	BOX	KG/ BOX
2,5 x 12	PWVTVK25012 GZ	5410439303514	200	0,12
2,5 x 16	PWVTVK25016 GZ	5410439303521	200	0,16
2,5 x 20	PWVTVK25020 GZ	5410439202473	200	0,20
2,5 x 25	PWVTVK25025 GZ	5410439202480	200	0,20
3 x 10	PWVTVK30010 GZ	5410439201780	200	0,20
3 x 12	PWVTVK30012 GZ	5410439004015	200	0,24
3 x 16	PWVTVK30016 GZ	5410439004022	200	0,24
3 x 20	PWVTVK30020 GZ	5410439004039	200	0,28
3 x 25	PWVTVK30025 GZ	5410439004046	200	0,36
3 x 30	PWVTVK30030 GZ	5410439004053	200	0,44
3 x 35	PWVTVK30035 GZ	5410439004060	200	0,48
3 x 40	PWVTVK30040 GZ	5410439107341	200	0,56
3,5 x 12	PWVTVK35012 GZ	5410439004077	200	0,32
3,5 x 16	PWVTVK35016 GZ	5410439004084	200	0,32
3,5 x 20	PWVTVK35020 GZ	5410439004091	200	0,36
3,5 x 25	PWVTVK35025 GZ	5410439004107	200	0,48

d x l	art code	EAN	BOX	KG/ BOX
3,5 x 30	PWVTVK35030 GZ	5410439004114	200	0,52
3,5 x 35	PWVTVK35035 GZ	5410439004121	200	0,64
3,5 x 40	PWVTVK35040 GZ	5410439004138	200	0,72
3,5 x 45	PWVTVK35045 GZ	5410439004145	200	0,80
3,5 x 50	PWVTVK35050 GZ	5410439004152	200	0,88
4 x 12	PWVTVK40012 GZ	5410439004169	200	0,44
4 x 16	PWVTVK40016 GZ	5410439004176	200	0,44
4 x 20	PWVTVK40020 GZ	5410439004183	200	0,56
4 x 25	PWVTVK40025 GZ	5410439004190	200	0,56
4 x 30	PWVTVK40030 GZ	5410439004206	200	0,72
4 x 35	PWVTVK40035 GZ	5410439004213	200	0,80
4 x 40	PWVTVK40040 GZ	5410439004220	200	0,88
4 x 45	PWVTVK40045 GZ	5410439004237	200	1,00
4 x 50	PWVTVK40050 GZ	5410439004244	200	1,08
4 x 55	PWVTVK40055 GZ	5410439004251	200	1,28
4 x 60	PWVTVK40060 GZ	5410439004268	200	1,32

GZ yellow zinc pl. CE EN 14592

material : Hardened steel	**materiaal :** Gehard staal	**matière :** Acier trempé	**Werkstoff :** Gehärtet Stahl
type : micro box packing	**type :** micro verpakking	**type :** emballage micro	**Typ :** Kleinpackung
surface : zinc plated yellow	**oppervlak :** geelverzinkt	**surface :** zingué jaune	**Oberfläche :** gelb verzinkt

d x l	art code	EAN	BOX	KG/ BOX
4,5 x 16	PWVTVK45016 GZ	5410439004282	200	0,64
4,5 x 20	PWVTVK45020 GZ	5410439004299	200	0,68
4,5 x 25	PWVTVK45025 GZ	5410439004305	200	0,80
4,5 x 30	PWVTVK45030 GZ	5410439004312	200	0,92
4,5 x 35	PWVTVK45035 GZ	5410439004329	200	1,04
4,5 x 40	PWVTVK45040 GZ	5410439004336	200	1,20
4,5 x 45	PWVTVK45045 GZ	5410439004343	200	1,32
4,5 x 50	PWVTVK45050 GZ	5410439004350	200	1,44
4,5 x 55	PWVTVK45055 GZ	5410439004367	200	1,56
4,5 x 60	PWVTVK45060 GZ	5410439004374	200	1,68
4,5 x 70	PWVTVK45070 GZ	5410439201797	200	2,00
5 x 16	PWVTVK50016 GZ	5410439004404	200	0,76
5 x 20	PWVTVK50020 GZ	5410439004411	200	0,84
5 x 25	PWVTVK50025 GZ	5410439004428	200	1,00
5 x 30	PWVTVK50030 GZ	5410439004435	200	1,12

d x l	art code	EAN	BOX	KG/ BOX
5 x 35	PWVTVK50035 GZ	5410439004442	200	1,28
5 x 40	PWVTVK50040 GZ	5410439004459	200	1,40
5 x 45	PWVTVK50045 GZ	5410439004466	200	1,64
5 x 50	PWVTVK50050 GZ	5410439004473	200	1,68
5 x 55	PWVTVK50055 GZ	5410439004480	200	1,76
5 x 60	PWVTVK50060 GZ	5410439004497	200	2,08
5 x 70	PWVTVK50070 GZ	5410439201803	200	2,36
6 x 30	PWVTVK60030 GZ	5410439201827	200	1,60
6 x 35	PWVTVK60035 GZ	5410439201834	200	1,96
6 x 40	PWVTVK60040 GZ	5410439201841	200	2,12
6 x 45	PWVTVK60045 GZ	5410439201858	200	2,28
6 x 50	PWVTVK60050 GZ	5410439176606	200	2,64
6 x 55	PWVTVK60055 GZ	5410439201865	200	2,84
6 x 60	PWVTVK60060 GZ	5410439176620	200	2,96
6 x 70	PWVTVK60070 GZ	5410439201872	200	3,44

A2 inox CE EN 14592

material : Stainless steel A2	**materiaal :** Inox A2	**matière :** Inox A2	**Werkstoff :** Edelstahl A2
type : micro box packing	**type :** micro verpakking	**type :** emballage micro	**Typ :** Micro Packung
surface : waxed	**oppervlak :** waxed	**surface :** waxed	**Oberfläche :** waxed

Technical properties / Technische gegevens / Données techniques / Technische Daten

d	dk	T
d 4	8	T20
d 4,5	9	

d x l	art code	EAN	BOX	KG/ BOX
4 x 25	PWVTVK40025 A2	5410439363891	200	0,68
4 x 30	PWVTVK40030 A2	5410439363907	200	0,76
4 x 35	PWVTVK40035 A2	5410439363914	200	0,88

d x l	art code	EAN	BOX	KG/ BOX
4 x 40	PWVTVK40040 A2	5410439363921	200	1,04
4,5 x 50	PWVTVK45050 A2	5410439363938	200	1,56

pfs - PWVTG

pfs+

CHIPBOARD SCREW CSK PFS+ T-DRIVE AND PART. THREAD

SPAANDERPLAATSCHROEF VK PFS+ T-DRIVE,DEELDRAAD,FREESRIB-BEN

VIS A PANNEAUX TF PFS+ SIX-LOBES INT. ET FILET PARTIEL

SPANPLATTENSCHR. SK PFS+ INNENSTERN,TEILGEWINDE,FRÄSRIPPEN

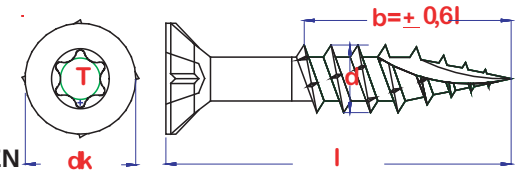

Z zinc pl.

CE EN 14592

material : Hardened steel	**materiaal :** Gehard staal	**matière :** Acier trempé	**Werkstoff :** Gehärtet Stahl
type : micro box packing	**type :** micro verpakking	**type :** emballage micro	**Typ :** Kleinpackung
surface : zinc plated	**oppervlak :** verzinkt	**surface :** zingué	**Oberfläche :** verzinkt

Technical properties / Technische gegevens / Données techniques / Technische Daten

d	dk	T
d 3	6	T10
d 3,5	7	T15
d 4,5	9	T20

d x l	art code	EAN	BOX	KG/ BOX
3 x 25	PWVTGK30025 Z	5410439338837	200	0,36
3 x 30	PWVTGK30030 Z	5410439376273	200	0,44
3 x 35	PWVTGK30035 Z	5410439376280	200	0,48
3 x 40	PWVTGK30040 Z	5410439376297	200	0,56
3,5 x 25	PWVTGK35025 Z	5410439338844	200	0,52
3,5 x 30	PWVTGK35030 Z	5410439376303	200	0,56
3,5 x 35	PWVTGK35035 Z	5410439376310	200	0,64
3,5 x 40	PWVTGK35040 Z	5410439376327	200	0,72
3,5 x 45	PWVTGK35045 Z	5410439376334	200	0,80
3,5 x 50	PWVTGK35050 Z	5410439376341	200	0,84
4 x 30	PWVTGK40030 Z	5410439376358	200	0,72
4 x 35	PWVTGK40035 Z	5410439376365	200	0,84
4 x 40	PWVTGK40040 Z	5410439376372	200	0,92

d x l	art code	EAN	BOX	KG/ BOX
4 x 45	PWVTGK40045 Z	5410439376389	200	1,00
4 x 50	PWVTGK40050 Z	5410439376396	200	1,08
4 x 60	PWVTGK40060 Z	5410439376402	200	1,28
4 x 70	PWVTGK40070 Z	5410439376419	200	1,52
4,5 x 30	PWVTGK45030 Z	5410439376426	200	0,92
4,5 x 35	PWVTGK45035 Z	5410439376433	200	1,08
4,5 x 40	PWVTGK45040 Z	5410439376440	200	1,16
4,5 x 45	PWVTGK45045 Z	5410439376457	200	1,32
4,5 x 50	PWVTGK45050 Z	5410439376464	200	1,40
4,5 x 60	PWVTGK45060 Z	5410439376471	200	1,72
5 x 40	PWVTGK50040 Z	5410439376488	200	1,40
5 x 45	PWVTGK50045 Z	5410439376495	200	1,56
5 x 50	PWVTGK50050 Z	5410439376501	200	1,76

Z zinc pl. CE EN 14592

material : Hardened steel	**materiaal :** Gehard staal	**matière :** Acier trempé	**Werkstoff :** Gehärtet Stahl
type : standard box packing	**type :** standaard verpakking	**type :** emballage standard	**Typ :** handelsübliche Packung
surface : zinc plated	**oppervlak :** verzinkt	**surface :** zingué	**Oberfläche :** verzinkt

Technical properties / Technische gegevens / Données techniques / Technische Daten

d	dk	T
d 3,5	7	T15
d 4,5	9	T20
d 6	12	T30

d x l	art code	EAN	BOX	KG/ BOX
3,5 x 25	PWVTGG35025 Z	5410439338851	1000	11,00
3,5 x 30	PWVTGG35030 Z	5410439208550	1000	14,00
3,5 x 35	PWVTGG35035 Z	5410439376020	1000	16,00
4 x 30	PWVTGG40030 Z	5410439376037	1000	18,00
4 x 35	PWVTGG40035 Z	5410439376044	1000	19,00
4 x 40	PWVTGG40040 Z	5410439376051	1000	22,00
4,5 x 70	PWVTGG45070 Z	5410439376068	200	2,00
4,5 x 80	PWVTGG45080 Z	5410439376075	200	2,20
5 x 60	PWVTGG50060 Z	5410439376082	200	2,12
5 x 70	PWVTGG50070 Z	5410439376099	200	4,76
5 x 80	PWVTGG50080 Z	5410439376105	200	2,60
5 x 90	PWVTGG50090 Z	5410439376112	200	3,04
5 x 100	PWVTGG50100 Z	5410439376129	200	3,36
5 x 120	PWVTGG50120 Z	5410439376136	200	3,76

d x l	art code	EAN	BOX	KG/ BOX
6 x 60	PWVTGG60060 Z	5410439376143	200	3,04
6 x 70	PWVTGG60070 Z	5410439376150	200	3,52
6 x 80	PWVTGG60080 Z	5410439376167	200	4,04
6 x 90	PWVTGG60090 Z	5410439376174	200	0,56
6 x 100	PWVTGG60100 Z	5410439376181	100	1,22
6 x 110	PWVTGG60110 Z	5410439376198	100	1,36
6 x 120	PWVTGG60120 Z	5410439376204	100	1,45
6 x 130	PWVTGG60130 Z	5410439376211	100	1,58
6 x 140	PWVTGG60140 Z	5410439376228	100	1,66
6 x 150	PWVTGG60150 Z	5410439376235	100	1,79
6 x 160	PWVTGG60160 Z	5410439376242	100	1,92
6 x 180	PWVTGG60180 Z	5410439376259	100	2,15
6 x 200	PWVTGG60200 Z	5410439376266	100	2,40

GZ yellow zinc pl. CE EN 14592

material : Hardened steel	**materiaal :** Gehard staal	**matière :** Acier trempé	**Werkstoff :** Gehärtet Stahl
type : micro box packing	**type :** micro verpakking	**type :** emballage micro	**Typ :** Micro Packung
surface : zinc plated yellow	**oppervlak :** geelverzinkt	**surface :** zingué jaune	**Oberfläche :** gelb verzinkt

Technical properties / Technische gegevens / Données techniques / Technische Daten

d	dk	T
d 3	6	T10
d 3,5	7	T15
d 4,5	9	T20
d 6	12	T30

d x l	art code	EAN	BOX	KG/ BOX
3 x 25	PWVTGK30025 GZ	5410439201889	200	0,36
3 x 30	PWVTGK30030 GZ	5410439201896	200	0,44
3 x 35	PWVTGK30035 GZ	5410439201902	200	0,48
3 x 40	PWVTGK30040 GZ	5410439201919	200	0,56

d x l	art code	EAN	BOX	KG/ BOX
3,5 x 25	PWVTGK35025 GZ	5410439201933	200	0,48
3,5 x 30	PWVTGK35030 GZ	5410439201940	200	0,56
3,5 x 35	PWVTGK35035 GZ	5410439201957	200	0,64
3,5 x 40	PWVTGK35040 GZ	5410439201964	200	0,76

material : Hardened steel	**materiaal :** Gehard staal	**matière :** Acier trempé	**Werkstoff :** Gehärtet Stahl
type : micro box packing	**type :** micro verpakking	**type :** emballage micro	**Typ :** Micro Packung
surface : zinc plated yellow	**oppervlak :** geelverzinkt	**surface :** zingué jaune	**Oberfläche :** gelb verzinkt

Technical properties / Technische gegevens / Données techniques / Technische Daten

d	dk	T
d 3	6	T10
d 3,5	7	T15
d 4,5	9	T20
d 6	12	T30

d x l	art code	EAN	BOX	KG/ BOX
3,5 x 45	PWVTGK35045 GZ	5410439201971	200	0,80
3,5 x 50	PWVTGK35050 GZ	5410439201988	200	0,88
4 x 30	PWVTGK40030 GZ	5410439201995	200	0,72
4 x 35	PWVTGK40035 GZ	5410439202053	200	0,80
4 x 40	PWVTGK40040 GZ	5410439202091	200	0,92
4 x 45	PWVTGK40045 GZ	5410439202107	200	1,04
4 x 50	PWVTGK40050 GZ	5410439202114	200	1,12
4 x 60	PWVTGK40060 GZ	5410439202121	200	1,28
4 x 70	PWVTGK40070 GZ	5410439004275	200	1,52
4,5 x 30	PWVTGK45030 GZ	5410439202138	200	0,92
4,5 x 35	PWVTGK45035 GZ	5410439202145	200	1,08
4,5 x 40	PWVTGK45040 GZ	5410439202152	200	1,16
4,5 x 45	PWVTGK45045 GZ	5410439202169	200	1,20
4,5 x 50	PWVTGK45050 GZ	5410439202176	200	1,44
4,5 x 60	PWVTGK45060 GZ	5410439202183	200	1,76
4,5 x 70	PWVTGK45070 GZ	5410439004381	200	1,96
4,5 x 80	PWVTGK45080 GZ	5410439004398	200	2,16
5 x 40	PWVTGK50040 GZ	5410439202190	200	1,36
5 x 45	PWVTGK50045 GZ	5410439202299	200	1,64
5 x 50	PWVTGK50050 GZ	5410439202350	200	1,72

d x l	art code	EAN	BOX	KG/ BOX
5 x 60	PWVTGK50060 GZ	5410439202374	200	2,04
5 x 70	PWVTGK50070 GZ	5410439004503	200	2,36
5 x 80	PWVTGK50080 GZ	5410439004510	200	2,56
5 x 90	PWVTGK50090 GZ	5410439004527	200	2,92
5 x 100	PWVTGK50100 GZ	5410439004534	200	3,28
5 x 120	PWVTGK50120 GZ	5410439202381	200	3,92
6 x 60	PWVTGK60060 GZ	5410439202398	200	3,04
6 x 70	PWVTGK60070 GZ	5410439176637	200	3,52
6 x 80	PWVTGK60080 GZ	5410439176644	200	3,96
6 x 90	PWVTGK60090 GZ	5410439176651	200	4,44
6 x 100	PWVTGK60100 GZ	5410439176668	100	1,25
6 x 110	PWVTGK60110 GZ	5410439202404	100	1,33
6 x 120	PWVTGK60120 GZ	5410439176675	100	1,45
6 x 130	PWVTGK60130 GZ	5410439202411	100	1,57
6 x 140	PWVTGK60140 GZ	5410439176682	100	1,71
6 x 150	PWVTGK60150 GZ	5410439181563	100	1,78
6 x 160	PWVTGK60160 GZ	5410439202428	100	1,90
6 x 180	PWVTGK60180 GZ	5410439202435	100	2,19
6 x 200	PWVTGK60200 GZ	5410439202442	100	2,35

material : Stainless steel A2	**materiaal :** Inox A2	**matière :** Inox A2	**Werkstoff :** Edelstahl A2
type : micro box packing	**type :** micro verpakking	**type :** emballage micro	**Typ :** Kleinpackung
surface : waxed	**oppervlak :** passivated and waxed	**surface :** waxed	**Oberfläche :** waxed

Technical properties / Technische gegevens / Données techniques / Technische Daten

d	dk	T
d 4	8	T20
d 4,5	9	

d x l	art code	EAN	BOX	KG/ BOX
4 x 30	PWVTGK40030 A2	5410439363747	200	0,76
4 x 40	PWVTGK40040 A2	5410439363754	200	0,96
4 x 45	PWVTGK40045 A2	5410439363761	200	1,12
4 x 50	PWVTGK40050 A2	5410439363778	200	1,16
4 x 60	PWVTGK40060 A2	5410439363785	200	1,36
4,5 x 50	PWVTGK45050 A2	5410439363808	200	1,44
4,5 x 60	PWVTGK45060 A2	5410439363815	200	1,92
4,5 x 70	PWVTGK45070 A2	5410439363730	200	2,16

d x l	art code	EAN	BOX	KG/ BOX
4,5 x 80	PWVTGK45080 A2	5410439363822	200	2,44
5 x 50	PWVTGK50050 A2	5410439363945	200	2,04
5 x 60	PWVTGK50060 A2	5410439363839	200	2,48
5 x 70	PWVTGK50070 A2	5410439363846	200	2,84
5 x 80	PWVTGK50080 A2	5410439363853	200	3,12
5 x 90	PWVTGK50090 A2	5410439363860	200	3,60
5 x 100	PWVTGK50100 A2	5410439363877	200	4,00

pgb - AFD02

PROTECTION CAPS FOR POZIDRIVE SCREWS NR2

AFDEKKAP SCHROEF M.POZ.NR2

CAPUCHON POUR VIS POZIDRIVE NR2

ZIERKAPPEN FÜR POZIDRIVE SCHRAUBEN NR2

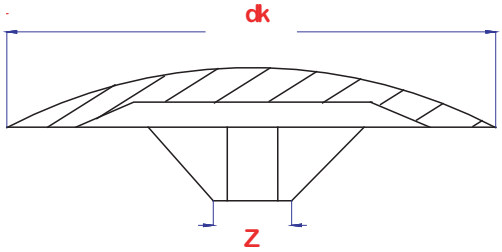

N nylon

RAL

material : Synthetic	**materiaal :** Kunststof	**matière :** Synthétique	**Werkstoff :** Kunststoff
type : dia. 12 with poz.nr2	**type :** diam. 12 poz.nr2	**type :** diam. 12 avec poz.nr2	**Typ :** Durchmesser 12 mit poz.Nr2
surface : after RAL-colours	**oppervlak :** volgens RAL-kleuren	**surface :** couleurs selon RAL	**Oberfläche :** nach RAL-Farbe

Technical properties / Technische gegevens /
Données techniques / Technische Daten

RAL	art code	EAN	BOX	KG/ BOX	dk	D	E	FR	NL
1001	AFD02,121001N	5410439005845	200	0,08	12mm	Beige	Beige	Beige	Beige
1011	AFD02,121011N	5410439317870	200	0,12	12mm	Braunbeige	Brown beige	Beige brun	Bruinbeige
1015	AFD02,121015N	5410439317917	200	0,12	12mm	Hellelfenbein	Light ivory	Ivoire clair	Licht ivoor
5003	AFD02,125003N	5410439203685	200	0,12	12mm	Saphirblau	Saphire blue	Bleu saphir	Saffierblauw
5009	AFD02,125009N	5410439555166	200	0,12	12mm	Azurblau	Azure blue	Bleu azur	Azuurblauw
7001	AFD02,127001N	5410439005838	200	0,12	12mm	Silbergrau	Silver grey	Gris argent	Zilvergrijs
8001	AFD02,128001N	5410439428453	200	0,12	12mm	Ockerbraun	Ochre brown	Brun terre de Sienne	Okerbruin
8007	AFD02,128007N	5410439318037	200	0,12	12mm	Rehbraun	Fawn brown	Brun fauve	Reebruin
8011	AFD02,128011N	5410439005821	200	0,12	12mm	Nussbraun	Nut brown	Brun noisette	Notebruin
9001	AFD02,129001N	5410439206952	200	0,12	12mm	Cremeweiss	Cream	Blanc crème	Crémewit
9005	AFD02,129005N	5410439005814	200	0,12	12mm	Tiefschwarz	Jet black	Noir foncé	Gitzwart
RAL9010	AFD02,129010N	5410439306973	200	0,12	12mm	Reinweiss	Pure white	Blanc pur	Zuiver wit

pgb - AFD03

PROTECTION CAP POZ. SCREWS NR3

AFDEKKAP SCHROEF M.POZ.NR3

CAPUCHON VIS POZ. NR3

ZIERKAPPEN POZ. SCHRAUBEN NR3

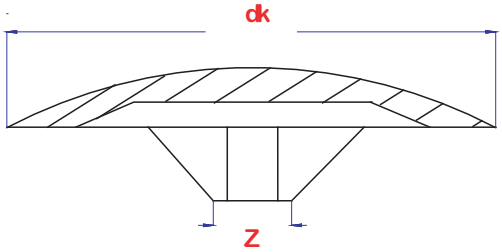

N nylon

RAL

material : Synthetic	**materiaal :** Kunststof	**matière :** Synthétique	**Werkstoff :** Kunststof
type : dia. 13 poz. nr3	**type :** diam. 13 poz. nr3	**type :** diam. 13 poz. nr3	**Typ :** Durchmesser 13 poz. nr3
surface : after RAL-colours	**oppervlak :** volgens RAL-kleuren	**surface :** couleurs selon RAL	**Oberfläche :** nach RAL-Farbe

Technical properties / Technische gegevens /
Données techniques / Technische Daten

RAL	art code	EAN	BOX	KG/ BOX	dk	D	E	FR	NL
1001	AFD03,131001N	5410439141512	200	0,12	13	Beige	Beige	Beige	Beige
7001	AFD03,137001N	5410439123556	200	0,00	13	Solbergrau	Silver grey	Gris argent	Zilvergrijs
8011	AFD03,138011N	5410439141505	200	0,08	13	Nussbraun	Nut brown	Brun noisette	Notebruin
9005	AFD03,139005N	5410439141499	200	0,00	13	Tiefschwarz	Jet black	Noir foncé	Gitzwart
9010	AFD03,139010N	5410439123549	200	0,12	13	Reinweiss	Pure white	Blanc pur	Zuiver wit

pfs - PEVTG

pfs+

WOOD SCREWS CSK-T FLUTES AND CUTTING POINT P17

HOUTBOUWSCHROEF VK-T P17 - FREESRIBBEN

VIS CONSTRUCTION BOIS TF-T NERVURES ET POINTE COUPANTE P17

HOLZBAUSCHRAUBEN SK-T FRÄSRIPPEN UND P17

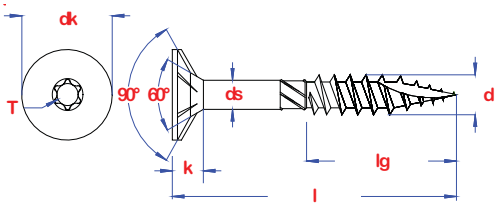

Z zinc pl.

CE EN 14592

material : Hardened steel	**materiaal :** Gehard staal	**matière :** Acier trempé	**Werkstoff :** Gehärtet Stahl
type : double flat head 60°-90° T-drive	**type :** dubbele kop 60°-90° T-drive	**type :** double tête fraisée 60°-90° 6-lobes	**Typ :** Doppel Senkkopf 60°-90° I-Stern
surface : zinc plated	**oppervlak :** verzinkt	**surface :** zingué	**Oberfläche :** verzinkt

Technical properties / Technische gegevens / Données techniques / Technische Daten

d	dk	ds	lg	T
d 5	10	3,75		T25
d 6	12	4,45	70	T30
d 8	14	5,90	80	T40
d 10	18	7,15	80	T40

d x l	art code	EAN	BOX	KG/ BOX
5 x 40	PEVTGK050040Z	5410439631815	200	1,60
5 x 50	PEVTGK050050Z	5410439701839	200	1,88
5 x 60	PEVTGK050060Z	5410439701921	200	2,32
5 x 70	PEVTGK050070Z	5410439701938	200	2,60
5 x 80	PEVTGK050080Z	5410439701945	200	2,92
5 x 90	PEVTGK050090Z	5410439701952	200	3,36
5 x 100	PEVTGK050100Z	5410439701969	200	3,60
5 x 120	PEVTGK050120Z	5410439701976	200	4,40
6 x 60	PEVTGK060060Z	5410439701983	200	3,20
6 x 70	PEVTGK060070Z	5410439701990	200	3,68
6 x 80	PEVTGK060080Z	5410439702003	200	4,24
6 x 90	PEVTGK060090Z	5410439702010	200	4,60
6 x 100	PEVTGK060100Z	5410439702027	100	1,25
6 x 120	PEVTGK060120Z	5410439702034	100	1,54
6 x 140	PEVTGK060140Z	5410439702041	100	1,80
6 x 160	PEVTGK060160Z	5410439702058	100	1,94
6 x 180	PEVTGK060180Z	5410439702065	100	2,23
6 x 200	PEVTGK060200Z	5410439702072	100	2,44
6 x 220	PEVTGK060220Z	5410439244053	100	2,79
6 x 240	PEVTGK060240Z	5410439359320	100	2,93
6 x 260	PEVTGK060260Z	5410439359337	100	3,17
6 x 280	PEVTGK060280Z	5410439359344	100	3,32
6 x 300	PEVTGK060300Z	5410439359351	100	3,59
8 x 80	PEVTGK080080Z	5410439437356	50	0,46

d x l	art code	EAN	BOX	KG/ BOX
8 x 100	PEVTGK080100Z	5410439437363	50	0,57
8 x 120	PEVTGK080120Z	5410439437370	50	0,68
8 x 140	PEVTGK080140Z	5410439437387	50	0,79
8 x 160	PEVTGK080160Z	5410439437394	50	0,90
8 x 180	PEVTGK080180Z	5410439437400	50	1,00
8 x 200	PEVTGK080200Z	5410439437417	50	1,09
8 x 220	PEVTGK080220Z	5410439437424	50	1,20
8 x 240	PEVTGK080240Z	5410439437431	50	1,30
8 x 260	PEVTGK080260Z	5410439437448	50	1,45
8 x 280	PEVTGK080280Z	5410439437455	50	1,54
8 x 300	PEVTGK080300Z	5410439437462	50	1,64
8 x 320	PEVTGK080320Z	5410439437479	50	1,72
8 x 340	PEVTGK080340Z	5410439437486	50	1,86
8 x 360	PEVTGK080360Z	5410439437493	50	1,99
8 x 380	PEVTGK080380Z	5410439437509	50	2,02
8 x 400	PEVTGK080400Z	5410439437516	50	2,14
10 x 100	PEVTGK100100Z	5410439437530	50	0,82
10 x 120	PEVTGK100120Z	5410439437547	50	0,99
10 x 140	PEVTGK100140Z	5410439437554	50	1,16
10 x 160	PEVTGK100160Z	5410439437561	50	1,29
10 x 180	PEVTGK100180Z	5410439437578	50	1,47
10 x 200	PEVTGK100200Z	5410439437585	50	1,57
10 x 220	PEVTGK100220Z	5410439437592	50	1,80
10 x 240	PEVTGK100240Z	5410439437608	50	1,99

Z zinc pl.

CE EN 14592

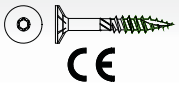

material : Hardened steel	**materiaal :** Gehard staal	**matière :** Acier trempé	**Werkstoff :** Gehärtet Stahl
type : double flat head 60°-90° T-drive	**type :** dubbele kop 60°-90° T-drive	**type :** double tête fraisée 60°-90° 6-lobes	**Typ :** Doppel Senkkopf 60°-90° I-Stern
surface : zinc plated	**oppervlak :** verzinkt	**surface :** zingué	**Oberfläche :** verzinkt

d x l	art code	EAN	BOX	KG/ BOX
10 x 260	PEVTGK100260Z	5410439437615	50	2,05
10 x 280	PEVTGK100280Z	5410439437622	50	2,27
10 x 300	PEVTGK100300Z	5410439437639	25	0,31
10 x 320	PEVTGK100320Z	5410439437646	25	0,66

d x l	art code	EAN	BOX	KG/ BOX
10 x 340	PEVTGK100340Z	5410439437653	25	0,35
10 x 360	PEVTGK100360Z	5410439437660	25	0,74
10 x 380	PEVTGK100380Z	5410439437677	25	0,77
10 x 400	PEVTGK100400Z	5410439437523	25	0,81

pfs - PETTG

pfs+

FLANGE HEAD WOOD SCREW-T FLUTES AND CUTTING POINT P17

FLENSKOPHOUTSCHROEF-T P17 - FREESRIBBEN

VIS À BOIS À EMBASE-T NERVURES ET POINT COUPANTE P17

TELLERKOPFSCHRAUBEN-T P17 - FRÄSRIPPEN

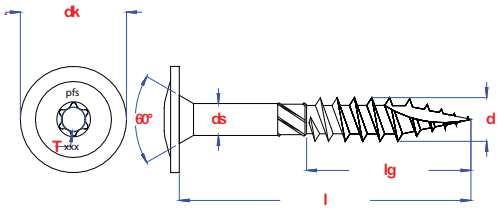

Z zinc pl.

CE EN 14592

material : Hardened steel	**materiaal :** Gehard staal	**matière :** Acier trempé	**Werkstoff :** Gehärtet Stahl
type : Flange head-P17-flutes on shank	**type :** flenskop-P17-freesribben	**type :** tête à embase-P17-nervures	**Typ :** Tellerkopf-P17-Fräsrippen
surface : zinc plated	**oppervlak :** verzinkt	**surface :** zingué	**Oberfläche :** verzinkt

Technical properties / Technische gegevens / Données techniques / Technische Daten

d	dk	ds	lg	Tx
d 6	14	4,45	70	T30
d 8	22	5,90	80	T40
d 10	25	7,15	80	T40

d x l	art code	EAN	BOX	KG/ BOX
6 x 30	PETTGK060030Z	5410439360463	100	0,50
6 x 40	PETTGK060040Z	5410439360470	100	0,63
6 x 50	PETTGK060050Z	5410439360487	100	0,76
6 x 60	PETTGK060060Z	5410439360494	100	0,86
6 x 70	PETTGK060070Z	5410439360500	100	0,98
6 x 80	PETTGK060080Z	5410439390286	100	1,09
6 x 100	PETTGK060100Z	5410439390293	100	1,32
6 x 120	PETTGK060120Z	5410439390309	100	1,57
6 x 140	PETTGK060140Z	5410439206518	100	1,75
6 x 160	PETTGK060160Z	5410439393607	100	1,98
6 x 180	PETTGK060180Z	5410439632119	100	2,26
6 x 200	PETTGK060200Z	5410439421928	100	2,59
6 x 220	PETTGK060220Z	5410439632126	100	2,69
6 x 240	PETTGK060240Z	5410439632133	100	3,00
6 x 260	PETTGK060260Z	5410439421935	100	3,12
6 x 280	PETTGK060280Z	5410439632140	100	3,45
6 x 300	PETTGK060300Z	5410439701655	100	3,63
8 x 40	PETTGK080040Z	5410439635226	50	0,36
8 x 50	PETTGK080050Z	5410439683449	50	0,39
8 x 60	PETTGK080060Z	5410439638180	50	0,46
8 x 80	PETTGK080080Z	5410439317337	50	0,56
8 x 100	PETTGK080100Z	5410439318570	50	0,68
8 x 120	PETTGK080120Z	5410439317085	50	0,73
8 x 140	PETTGK080140Z	5410439318600	50	0,88
8 x 160	PETTGK080160Z	5410439318617	50	0,96

d x l	art code	EAN	BOX	KG/ BOX
8 x 180	PETTGK080180Z	5410439318624	50	1,12
8 x 200	PETTGK080200Z	5410439318631	50	1,16
8 x 220	PETTGK080220Z	5410439318648	50	1,29
8 x 240	PETTGK080240Z	5410439318655	50	1,37
8 x 260	PETTGK080260Z	5410439318662	50	1,46
8 x 280	PETTGK080280Z	5410439318679	50	1,56
8 x 300	PETTGK080300Z	5410439318686	50	1,65
8 x 320	PETTGK080320Z	5410439318693	50	1,77
8 x 340	PETTGK080340Z	5410439318709	50	1,86
8 x 360	PETTGK080360Z	5410439318716	50	2,06
8 x 380	PETTGK080380Z	5410439318723	50	2,07
8 x 400	PETTGK080400Z	5410439318730	50	2,27
10 x 80	PETTGK100080Z	5410439318747	50	0,85
10 x 100	PETTGK100100Z	5410439318754	50	0,99
10 x 120	PETTGK100120Z	5410439318761	50	1,14
10 x 140	PETTGK100140Z	5410439318778	50	1,31
10 x 160	PETTGK100160Z	5410439318785	50	1,46
10 x 180	PETTGK100180Z	5410439318792	50	1,60
10 x 200	PETTGK100200Z	5410439318808	50	1,76
10 x 220	PETTGK100220Z	5410439329606	50	1,87
10 x 240	PETTGK100240Z	5410439329613	50	2,03
10 x 260	PETTGK100260Z	5410439329620	50	2,30
10 x 280	PETTGK100280Z	5410439329637	50	2,28
10 x 300	PETTGK100300Z	5410439329644	50	2,43
10 x 320	PETTGK100320Z	5410439329651	50	2,70

material : Hardened steel	**materiaal :** Gehard staal	**matière :** Acier trempé	**Werkstoff :** Gehärtet Stahl
type : Flange head-P17-flutes on shank	**type :** flenskop-P17-freesribben	**type :** tête à embase-P17-nervures	**Typ :** Tellerkopf-P17-Fräsrippen
surface : zinc plated	**oppervlak :** verzinkt	**surface :** zingué	**Oberfläche :** verzinkt

d x l	art code	EAN	BOX	KG/ BOX
10 x 340	PETTGK100340Z	5410439329668	50	2,77
10 x 360	PETTGK100360Z	5410439329675	50	0,00

d x l	art code	EAN	BOX	KG/ BOX
10 x 380	PETTGK100380Z	5410439329682	50	3,30
10 x 400	PETTGK100400Z	5410439329699	50	3,45

material : Hardened steel	**materiaal :** Gehard staal	**matière :** Acier trempé	**Werkstoff :** Gehärtet Stahl
type : Flange head-P17-flutes on shank	**type :** Luikschroeven	**type :** vis pour pentures	**Typ :** Tellerkopf-P17-Fräsrippen
surface : zinc plated yellow	**oppervlak :** geelverzinkt	**surface :** zingué jaune	**Oberfläche :** gelbverzinkt

Technical properties / Technische gegevens / Données techniques / Technische Daten

d	dk	ds	lg	Tx
d 8	22	5,90	80	T40

d x l	art code	EAN	BOX	KG/ BOX
8 x 80	PETTGK080080GZ	5410439640602	50	0,57
8 x 100	PETTGK080100GZ	5410439640626	50	0,67
8 x 120	PETTGK080120GZ	5410439640664	50	0,78
8 x 140	PETTGK080140GZ	5410439640725	50	0,86
8 x 160	PETTGK080160GZ	5410439640770	50	0,99
8 x 180	PETTGK080180GZ	5410439640787	50	1,09
8 x 200	PETTGK080200GZ	5410439640909	50	1,19
8 x 220	PETTGK080220GZ	5410439641128	50	1,33
8 x 240	PETTGK080240GZ	5410439641135	50	1,41

d x l	art code	EAN	BOX	KG/ BOX
8 x 260	PETTGK080260GZ	5410439641142	50	1,53
8 x 280	PETTGK080280GZ	5410439641159	50	1,56
8 x 300	PETTGK080300GZ	5410439641197	50	1,74
8 x 320	PETTGK080320GZ	5410439641203	50	1,77
8 x 340	PETTGK080340GZ	5410439641210	50	1,91
8 x 360	PETTGK080360GZ	5410439641234	50	2,06
8 x 380	PETTGK080380GZ	5410439641265	50	2,16
8 x 400	PETTGK080400GZ	5410439641272	50	2,27

ZZ Black

CE EN 14592

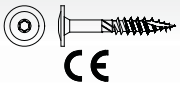

material : Hardened steel	**materiaal :** Gehard staal	**matière :** Acier trempé	**Werkstoff :** Gehärtet Stahl
type : Flange head-P17-flutes on shank	**type :** Luikschroeven	**type :** vis pour pentures	**Typ :** Tellerkopf-P17-Fräsrippen
surface : zinc plated black	**oppervlak :** zwartverzinkt	**surface :** zingué noir	**Oberfläche :** verzinkt schwarz

Technical properties / Technische gegevens / Données techniques / Technische Daten

d	dk	ds	lg	Tx
d 6	14	4,45	70	T30
d 8	22	5,90	80	T40

d x l	art code	EAN	BOX	KG/ BOX
6 x 30	PETTGK060030ZZ	5410439319676	100	0,50
6 x 40	PETTGK060040ZZ	5410439319683	100	0,60
6 x 50	PETTGK060050ZZ	5410439319690	100	0,73

d x l	art code	EAN	BOX	KG/ BOX
8 x 40	PETTGK080040ZZ	5410439329385	50	0,36
8 x 50	PETTGK080050ZZ	5410439329392	50	0,00

A2 inox

CE EN 14592

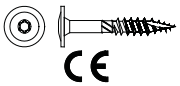

material : Stainless steel A2	**materiaal :** Inox A2	**matière :** Inox A2	**Werkstoff :** Edelstahl A2
type : Flange head-P17-flutes on shank	**type :** flenskop-P17-freesribben	**type :** tête à embase-P17-nervures	**Typ :** Tellerkopf-P17-Fräsrippen
surface : plain	**oppervlak :** blank	**surface :** brut	**Oberfläche :** roh

Technical properties / Technische gegevens / Données techniques / Technische Daten

d	dk	ds	lg	Tx
d 8	18	5,90	80	T40

d x l	art code	EAN	BOX	KG/ BOX
8 x 80	PETTGK080080A2	5410439342117	50	0,51
8 x 100	PETTGK080100A2	5410439342124	50	0,64

d x l	art code	EAN	BOX	KG/ BOX
8 x 120	PETTGK080120A2	5410439342131	50	0,73

pfs - PWHTG

pfs+

TROPIC WOOD SCREW CSK RED.HEAD T-DRIVE WITH RIBS

HARDHOUTSCHROEF VK T-DR.KLEINE KOP + FREESRIBBEN

VIS BOIS TROPIC TF TÊTE RÉDUITE 6-LOBES INT. À NERVURE

HARTHOLZSCHRAUBE SENKKKOPF 60°-INNENSTERN-FRÄSRIPPE

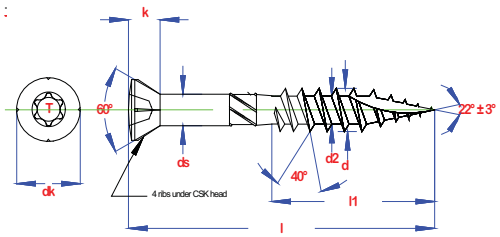

C2 inox

CE EN 14592

material : Stainless steel C2 (Aisi 410)	**materiaal :** Inox C2 (Aisi 410)	**matière :** Inox C2 (Aisi 410)	**Werkstoff :** Edelstahl C2 (Aisi 410)
type : standard box packing	**type :** standaard verpakking	**type :** emballage standard	**Typ :** handelsübliche Packung
surface : passivated bright	**oppervlak :** gepassiveerd blinkend	**surface :** passivé brillant	**Oberfläche :** passiviert

Technical properties / Technische gegevens / Données techniques / Technische Daten

d	dk	ds	d2	k	l1	T
d 4	6,0	3,0	2,5	3,4	11	T-15
d 4,5	7,0	3,3	2,7	3,7		T-20

d x l	art code	EAN	BOX	KG/ BOX
4 x 40	PWHTGG40040 C2	5410439402934	200	0,84
4 x 45	PWHTGG40045 C2	5410439402941	200	1,00
4 x 50	PWHTGG40050 C2	5410439402958	200	1,04
4 x 60	PWHTGG40060 C2	5410439402965	200	1,28
4,5 x 50	PWHTGG45050 C2	5410439402989	200	1,28
4,5 x 60	PWHTGG45060 C2	5410439402996	200	1,60
4,5 x 70	PWHTGG45070 C2	5410439403009	200	1,92

d x l	art code	EAN	BOX	KG/ BOX
4,5 x 80	PWHTGG45080 C2	5410439403016	200	2,16
5 x 40	PWHTGG50040 C2	5410439352284	200	1,32
5 x 50	PWHTGG50050 C2	5410439403023	200	1,68
5 x 60	PWHTGG50060 C2	5410439403030	200	1,92
5 x 70	PWHTGG50070 C2	5410439403047	200	2,36
5 x 80	PWHTGG50080 C2	5410439403054	200	2,52

C2 inox

CE EN 14592

material : Stainless steel AISI 410	**materiaal :** Inox C2 (AISI 410)	**matière :** inox C2 (AISI 410)	**Werkstoff :** Edelstahl AISI 410
type : micro packing	**type :** microverpakking	**type :** emballage micro	**Typ :** Kleinpackung
surface : passivated bright	**oppervlak :** gepassiveerd blinkend	**surface :** passivé brillant	**Oberfläche :** passiviert

Technical properties / Technische gegevens / Données techniques / Technische Daten

d	dk	ds	d2	k	l1	T
d 4	6,0	3,0	2,5	3,4	11	T-15
d 4,5	7,0	3,3	2,7	3,7		T-20

d x l	art code	EAN	BOX	KG/ BOX
4 x 40	PWHTGK40040 C2	5410439318976	100	0,23
4 x 45	PWHTGK40045 C2	5410439320139	100	0,25
4 x 50	PWHTGK40050 C2	5410439318983	100	0,27
4 x 60	PWHTGK40060 C2	5410439320085	100	0,32
4,5 x 50	PWHTGK45050 C2	5410439320092	50	0,10
4,5 x 60	PWHTGK45060 C2	5410439320146	50	0,11

d x l	art code	EAN	BOX	KG/ BOX
4,5 x 70	PWHTGK45070 C2	5410439320153	50	0,12
4,5 x 80	PWHTGK45080 C2	5410439320160	50	0,14
5 x 50	PWHTGK50050 C2	5410439320177	50	0,12
5 x 60	PWHTGK50060 C2	5410439320184	50	0,13
5 x 70	PWHTGK50070 C2	5410439320191	50	0,15
5 x 80	PWHTGK50080 C2	5410439320207	50	0,17

pfs - PWHTG

pfs+

TROPIC WOOD SCREW CSK RED.HEAD T-DRIVE WITH RIBS

HARDHOUTSCHROEF VK T-DR.KLEINE KOP + FREESRIBBEN

VIS BOIS TROPIC TF TÊTE RÉDUITE 6-LOBES INT. À NERVURE

HARTHOLZSCHRAUBE SENKKKOPF 60°-INNENSTERN-FRÄSRIPPE

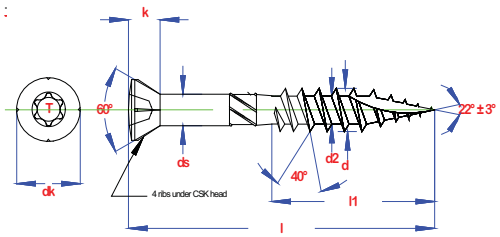

A2 inox

CE EN 14592

material : Stainless steel A2 (AISI 304)	**materiaal :** Inox A2 (Aisi 304)	**matière :** inox A2 (AISI 304)	**Werkstoff :** Edelstahl A2
type : standard box packing	**type :** standaard verpakking	**type :** emballage standard	**Typ :** Handelsüblige Packung
surface : passivated bright	**oppervlak :** blank	**surface :** passivé brillant	**Oberfläche :** passiviert

Technical properties / Technische gegevens / Données techniques / Technische Daten

d	dk	ds	d2	k	l1	T
d 4	6,0	3,0	2,5	3,4	11	T-15
d 4,5	7,0	3,3	2,7	3,7		T-20

d x l	art code	EAN	BOX	KG/ BOX
4 x 40	PWHTGG40040 A2	5410439574440	200	1,08
4,5 x 50	PWHTGG45050 A2	5410439574471	200	1,48
4,5 x 60	PWHTGG45060 A2	5410439574488	200	1,84
4,5 x 70	PWHTGG45070 A2	5410439574495	200	2,16
5 x 40	PWHTGG50040 A2	5410439629355	200	1,52

d x l	art code	EAN	BOX	KG/ BOX
5 x 50	PWHTGG50050 A2	5410439574501	200	1,88
5 x 60	PWHTGG50060 A2	5410439629324	200	2,24
5 x 70	PWHTGG50070 A2	5410439629331	200	2,60
5 x 80	PWHTGG50080 A2	5410439629348	200	2,92

pfs - PWHVG

Tropic wood screw brown coloured head

TROPIC WOOD SCREW CSK RED.HEAD,SQUARE DRIVE WITH RIBS

HARDHOUTSCHROEF VK 60° V-INDRUK-FREESRIBBEN-P17

VIS A BOIS TROPIC TF TÊTE RÉD.,EMPR.CARRÉ AVEC NERVURES

HARTHOLZSCHRAUBE SK 60° V-ANTRIEB,FRÄSRIPPEN,CUT-SPITZE

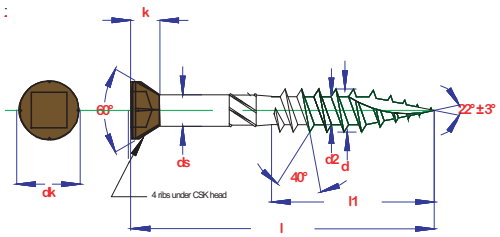

material : Stainless steel C2 (Aisi 410)	**materiaal :** Inox C2 (Aisi 410)	**matière :** Inox C2 (Aisi 410)	**Werkstoff :** Edelstahl C2 (Aisi 410)
type : standard box packing	**type :** standaard verpakking	**type :** emballage standard	**Typ :** Normalpackung
surface : passivated with brown head	**oppervlak :** gepassiveerd met bruine kop	**surface :** passivé avec tête brune	**Oberfläche :** passiviert Farbkopf Braun

Technical properties / Technische gegevens / Données techniques / Technische Daten

d	dk	ds	d2	k	l1	V
d 5	7,5	3,7	3,1	3,9	11	Nr 2

d x l	art code	EAN	BOX	KG/ BOX
5 x 50	PWHVGG50050 C2B	5410439435666	200	1,72

d x l	art code	EAN	BOX	KG/ BOX
5 x 60	PWHVGG50060 C2B	5410439435673	200	2,00

I

pfs - PFSBS

type B

PFS - TROPICAL WOOD SCREWS WITH COUNTERSUNK HEAD

PFS - SCHROEVEN V. TROP.HARDHOUT MET VERZONKEN KOP

PFS - VIS À BOIS TROPICAL À TÊTE FRAISÉE

PFS - TROP.HOLZSCHRAUBEN MIT SENKKOPF

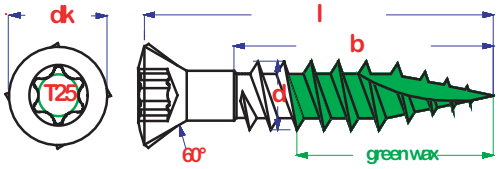

A4 inox

CE EN 14592

material : Stainless steel A4 **type :** cutting point - head 60° T-drive **surface :** passivated w.green lubrificant	**materiaal :** Inox A4 **type :** snijpunt en kleine kop T-drive **oppervlak :** gepassiveerd m.groen glijmiddel	**matière :** Inox A4 **type :** pointe coupante - tête 60° 6-lobes **surface :** pass.à agent antigrippant vert	**Werkstoff :** Edelstahl A4 **Typ :** CUT-Spitze,Senkkopf 60°,Innenstern **Oberfläche :** passiviert m.grün Schmier-mittel

Technical properties / Technische gegevens / Données techniques / Technische Daten

d x l	art code	EAN	BOX	KG/ BOX	b	dk
5,5 x 60	PFSBS,055060A4	5410439426046	200	2,48	32	7

I

pfs - PFS-Z

type “Z”

PFS - TROPICAL WOOD SCREWS SELF DRILLING WITH CSK HEAD

PFS - SCHROEVEN TROPISCH HARDHOUT ZELFBOREND VZK

PFS - VIS À BOIS TROPICAL TÊTE FRAISÉE, AUTOFORANTE

HARTHOLZSCHRAUBEN TROPISCH HOLZ SELBSTBOHREND MIT SENK-KOPF

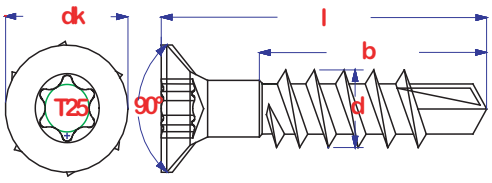

A2 inox

material : Stainless steel A2	**materiaal :** Inox A2	**matière :** Inox A2	**Werkstoff :** Edelstahl A2
type : self drilling and T-drive	**type :** zelfborend en T-drive	**type :** autoforante, six lobes int.	**Typ :** Selbstbohrend und Innensechsrund
surface : plain	**oppervlak :** blank	**surface :** brut	**Oberfläche :** roh

Technical properties / Technische gegevens /
Données techniques / Technische Daten

d x l	art code	EAN	BOX	KG/ BOX	b
5,5 x 60	PFS-Z,055060A2	5410439153553	200	2,72	35

I

pgb - TZBWP

CHIPBOARD SCREW CSK SELFDRILLING, WITH T-DRIVE

SPAANDERPLAATSCHROEF VZK ZELFBOREND, MET T-DRIVE

VIS A PANNEAUX TF AUTOFORANTE, AVEC SIX-LOBES INT.

SPANPLATTENSCHRAUBE SK SELBSTBOHREND, MIT INNENSTERN

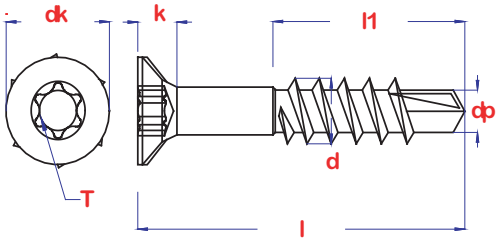

A2 inox

material : Stainless steel A2	**materiaal :** Inox A2	**matière :** Inox A2	**Werkstoff :** Edelstahl A2
type : selfdrilling	**type :** zelfborend	**type :** autoforante	**Typ :** Selbstbohrend
surface : plain	**oppervlak :** blank	**surface :** brut	**Oberfläche :** roh

Technical properties / Technische gegevens / Données techniques / Technische Daten

d	dk	T
d 4	8	T20
d 4,5	9	

d x l	art code	EAN	BOX	KG/ BOX
4 x 30	TZBWP,40030 A2	5410439213356	200	0,72
4 x 35	TZBWP,40035 A2	5410439431996	200	0,88
4 x 40	TZBWP,40040 A2	5410439213363	200	0,92
4 x 45	TZBWP,40045 A2	5410439213370	200	1,04
4 x 50	TZBWP,40050 A2	5410439213387	200	1,16
4,5 x 40	TZBWP,45040 A2	5410439213424	200	1,16
4,5 x 45	TZBWP,45045 A2	5410439213431	200	1,40
4,5 x 50	TZBWP,45050 A2	5410439186599	200	1,48

d x l	art code	EAN	BOX	KG/ BOX
5 x 40	TZBWP,50040 A2	5410439213462	200	1,40
5 x 50	TZBWP,50050 A2	5410439207041	200	1,76
5 x 60	TZBWP,50060 A2	5410439186605	200	2,12
5 x 70	TZBWP,50070 A2	5410439213486	200	2,52
5 x 80	TZBWP,50080 A2	5410439213493	200	2,84
5 x 90	TZBWP,50090 A2	5410439213721	200	3,12
5 x 100	TZBWP,50100 A2	5410439213738	200	2,96

CHIPBOARD SCREW CSK POZ. W. COVER HOLE / PART. THREAD

SPAANDERPLAATSCHROEF VK POZ. MET KOPBORING / DEELDRAAD

VIS A PANNEAUX TF POZ. AVEC PERÇAGE / FILET PART.

SPANPLATTENSCHRAUBE SK POZ. MIT KOPFLOCHB. TEILGEWINDE

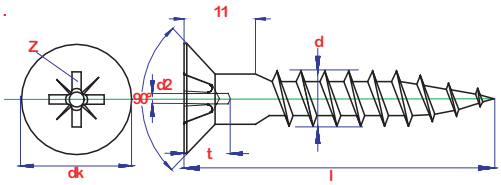

Z
zinc pl.

material : Hardened steel	**materiaal :** Gehard staal	**matière :** Acier trempé	**Werkstoff :** Gehärtet Stahl
type : micro box packing	**type :** micro verpakking	**type :** emballage micro	**Typ :** Micro Packung
surface : zinc plated Cr3+	**oppervlak :** verzinkt Cr3+	**surface :** zingué Cr3+	**Oberfläche :** verzinkt Cr3+

Technical properties / Technische gegevens / Données techniques / Technische Daten

d	dk	d2	t	Z
d 4,5	9	2	6	NR 2

d x l	art code	EAN	BOX	KG/ BOX
4,5 x 20	MWVDGK45020 Z	5410439005012	200	0,76
4,5 x 25	MWVDGK45025 Z	5410439005029	200	0,80
4,5 x 30	MWVDGK45030 Z	5410439005036	200	0,96
4,5 x 35	MWVDGK45035 Z	5410439005043	200	1,12
4,5 x 40	MWVDGK45040 Z	5410439005050	200	1,24
4,5 x 45	MWVDGK45045 Z	5410439005067	200	1,36
4,5 x 50	MWVDGK45050 Z	5410439005074	200	1,44
4,5 x 60	MWVDGK45060 Z	5410439005098	200	1,76

d x l	art code	EAN	BOX	KG/ BOX
4,5 x 70	MWVDGK45070 Z	5410439005104	200	1,96
4,5 x 80	MWVDGK45080 Z	5410439005111	200	2,24
5 x 50	MWVDGK50050 Z	5410439203395	200	1,84
5 x 60	MWVDGK50060 Z	5410439005128	200	2,04
5 x 70	MWVDGK50070 Z	5410439005135	200	2,44
5 x 80	MWVDGK50080 Z	5410439005142	200	3,12
5 x 90	MWVDGK50090 Z	5410439005159	200	3,08
5 x 100	MWVDGK50100 Z	5410439005166	200	3,36

pgb - AFD01

PROTECTION CAPS FOR SCREWS WITH HEAD BORE

AFDEKKAP SCHROEF M.BOORGAT

CAPUCHON POUR VIS À TÊTE FORÉE

ZIERKAPPEN FÜR SCHRAUBEN M.KOPFLOCHBOHRUNG

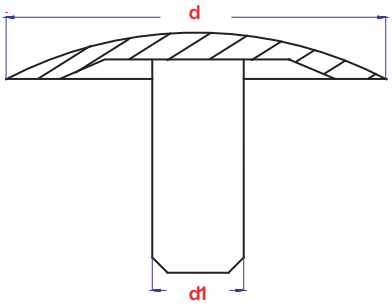

N
nylon

material : Synthetic	**materiaal :** Kunststof	**matière :** Synthétique	**Werkstoff :** Kunststoff
type : dia. 12 with pin	**type :** diam. 12 met pin	**type :** diam. 12 pour tête forée	**Typ :** Durchmesser 12 mit pin
surface : after RAL-colours	**oppervlak :** volgens RAL-kleuren	**surface :** couleur selon RAL	**Oberfläche :** nach RAL-Farbe

Technical properties / Technische gegevens /
Données techniques / Technische Daten

RAL	art code	EAN	BOX	KG/ BOX	d1	D	E	FR	NL
1001	AFD01,121001N	5410439001007	200	0,12	2,5	Beige	Beige	Beige	Beige
1015	AFD01,121015N	5410439436489	200	0,12	2,5	Hellelfenbein	Light ivory	Ivoire clair	Licht ivoorkleurig
3004	AFD01,123004N	5410439428446	200	0,12	2,5	Purpurrot	Purple red	Rouge pourpre	Purperrood
5011	AFD01,125011N	5410439203944	200	0,08	2,5	Stahlblau	Steel blue	Bleu acier	Staalblauw
6005	AFD01,126005N	5410439361590	200	0,00	2,5	Moosgrün	Moss green	Vert mousse	Mosgroen
6009	AFD01,126009N	5410439203951	200	0,12	2,5	Tannengrün	Fir green	Vert sapin	Dennegroen
7001	AFD01,127001N	5410439000994	200	0,12	2,5	Silbergrau	Silver grey	Gris argent	Zilvergrijs
7012	AFD01,127012N	5410439361583	200	0,00	2,5	Basaltgrau	Basalt grey	Gris basalte	Bazaltgrijs
7016	AFD01,127016N	5410439375832	200	0,12	2,5	Anthrazitgrau	Anthracite grey	Gris anthracite	Antracietgrijs
8001	AFD01,128001N	5410439127240	200	0,12	2,5	Ockerbraun	Ochre brown	Brun terre de sienne	Okerbruin
8011	AFD01,128011N	5410439001779	200	0,08	2,5	Nussbraun	Nut brown	Brun noisette	Notebruin
8016	AFD01,128016N	5410439203937	200	0,12	2,5	Mahagonibraun	Mahogany brown	Brun acajou	Mahoniebruin
9001	AFD01,129001N	5410439203920	200	0,12	2,5	Cremeweiss	Cream	Blanc crème	Crèmewit
9005	AFD01,129005N	5410439001809	200	0,08	2,5	Tiefschwarz	Jet black	Noir foncé	Gitzwart
9010	AFD01,129010N	5410439000987	200	0,12	2,5	Reinweiss	Pure white	Blanc pur	Zuiver wit
9016	AFD01,129016N	5410439428439	200	0,12	2,5	Verkehrsweiss	Traffic white	Blanc signalisation	Verkeerswit

CHIPBOARD SCREW NARROW HEAD CSK POZ. TOTAL THREAD

SPAANDERPLAATSCHROEF VK KLEINE KOP POZ. VOLL.DRAAD

VIS À PANNEAUX TETE REDUITE TF POZ. FILET TOTAL

SPANPLATTENSCHRAUBE SK KLEINER KOPF POZ. / VOLLGEWINDE

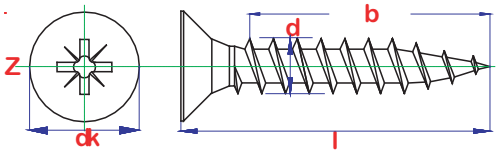

GZ yellow zinc pl.

material : Hardened steel	**materiaal :** Gehard staal	**matière :** Acier trempé	**Werkstoff :** Gehärtet Stahl
type : micro box packing	**type :** micro verpakking	**type :** emballage micro	**Typ :** Micro Packung
surface : zinc plated yellow	**oppervlak :** geelverzinkt	**surface :** zingué jaune	**Oberfläche :** gelb verzinkt

Technical properties / Technische gegevens / Données techniques / Technische Daten

d	dk	Z
d 3	5mm	Nr 1

d x l	art code	EAN	BOX	KG/ BOX
3 x 12	MWVKVK30012 GZ	5410439145589	200	0,16
3 x 16	MWVKVK30016 GZ	5410439145596	200	0,20

d x l	art code	EAN	BOX	KG/ BOX
3 x 20	MWVKVK30020 GZ	5410439156707	200	0,24

BACKWALL SCREW

ACHTERWANDSCHROEF

VIS POUR PAROIS ARRIERE

RÜCKWANDSCHRAUBEN

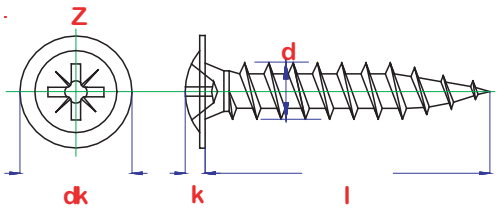

Z
zinc pl.

material : Steel	**materiaal :** Staal	**matière :** Acier	**Werkstoff :** Stahl
type : pozidrive	**type :** pozidrive	**type :** pozidrive	**Typ :** pozidriv
surface : zinc plated	**oppervlak :** verzinkt	**surface :** zingué	**Oberfläche :** verzinkt

Technical properties / Technische gegevens / Données techniques / Technische Daten

d	dk	k	Z
d 3	7,8	1,3	nr 1
d 3,5	8,5	1,5	nr 2

d x l	art code	EAN	BOX	KG/ BOX
3 x 12	00AWS,30012 Z	5902134200743	1000	6,00
3 x 16	00AWS,30016 Z	5902134200750	1000	9,00
3 x 20	00AWS,30020 Z	5902134200767	1000	10,00
3,5 x 17	00AWS,35016 Z	5902134200774	1000	9,00
3,5 x 20	00AWS,35020 Z	5902134200781	500	2,75
3,5 x 25	00AWS,35025 Z	5902134200798	500	3,00
3,5 x 30	00AWS,35030 Z	5902134200804	500	3,50

d x l	art code	EAN	BOX	KG/ BOX
3,5 x 35	00AWS,35035 Z	5902134200811	500	4,25
4 x 20	00AWS,40020 Z	5902134200835	500	3,50
4 x 25	00AWS,40025 Z	5902134200842	500	4,50
4 x 30	00AWS,40030 Z	5902134200859	500	5,00
4 x 35	00AWS,40035 Z	5902134200866	500	5,75
4 x 40	00AWS,40040 Z	5902134200873	500	6,25

pfs - PFS-M

type “M”

SCREWS FOR MDF WITH COUNTERSUNK HEAD

SCHROEVEN VOOR MDF MET VERZONKEN KOP

VIS POUR MDF AVEC TÊTE FRAISÉE

SCHRAUBEN FÜR MDF MIT SENKKOPF

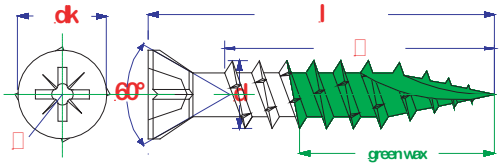

Z zinc pl.

CE EN 14592

material : Hardened steel **type :** cutting point / reduced head **surface :** zinc plated with green lubricant	**materiaal :** Gehard staal **type :** met snijpunt en kleine kop **oppervlak :** verzinkt met groen glijmiddel	**matière :** Acier trempé **type :** pointe coupante et tête reduite **surface :** zn avec agent antigrippant vert	**Werkstoff :** Gehärtet Stahl **Typ :** mit Schneidefläche und kleinen Kopf **Oberfläche :** verzinkt mit grün Schmi-ermittel

Technical properties / Technische gegevens / Données techniques / Technische Daten

d x l	art code	EAN	BOX	KG/ BOX	b	Z
3,5 x 30	PFS-M,035030Z	5410439381062	500	3,25	18	PZ 2
3,5 x 45	PFS-M,035045Z	5410439147170	500	4,75	30	PZ 2
3,5 x 50	PFS-M,035050Z	5410439147187	500	5,25	35	PZ 2
4 x 40	PFS-M,040040Z	5410439147194	500	5,50	28	PZ 2
4 x 45	PFS-M,040045Z	5410439147262	500	6,00	30	PZ 2
4 x 50	PFS-M,040050Z	5410439147279	500	6,75	35	PZ 2
4 x 60	PFS-M,040060Z	5410439147286	200	1,32	40	PZ 2
4,5 x 45	PFS-M,045045Z	5410439147293	200	1,24	30	PZ 2
4,5 x 50	PFS-M,045050Z	5410439147309	200	1,40	35	PZ 2

pfs - PMVTG

wood screw MDF

WOOD SCREW PFS+ CSK 60° FOR MDF

HOUTSCHROEF PFS+ VK 60° VOOR MDF

VIS À BOIS PFS+ TF 60° POUR MDF

HOLZSCHRAUBE PFS+ SK 60° FÜR MDF

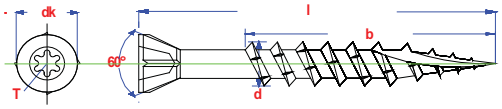

Z zinc pl.

CE EN 14592

material : Tempered steel	**materiaal :** Gehard staal	**matière :** Acier trempé	**Werkstoff :** Gehärtet Stahl
type : CSK 60° and cutting point P17	**type :** vzk 60° en snijpunt T17	**type :** TF 60° avec pointe coupante P17	**Typ :** Senkkopf 60° und CUT-Spitze P17
surface : zinc plated	**oppervlak :** verzinkt	**surface :** zingué	**Oberfläche :** verzinkt

Technical properties / Technische gegevens /
Données techniques / Technische Daten

d x l	art code	EAN	BOX	KG/ BOX	b	T
3,5 x 30	PMVTGK035030Z	5410439344005	200	0,52	18	Tx15
3,5 x 45	PMVTGK035045Z	5410439344012	200	0,76	30	Tx15
3,5 x 50	PMVTGK035050Z	5410439344029	200	0,84	35	Tx15
4 x 40	PMVTGK040040Z	5410439350082	200	0,88	28	Tx20
4 x 45	PMVTGK040045Z	5410439350099	200	0,96	30	Tx20
4 x 50	PMVTGK040050Z	5410439350143	200	1,08	35	Tx20
4 x 60	PMVTGK040060Z	5410439568036	200	1,32	40	Tx20
4,5 x 45	PMVTGK045045Z	5410439574457	200	1,24	30	Tx20
4,5 x 50	PMVTGK045050Z	5410439574464	200	1,32	35	Tx20

pgb - GPS

type “S”

DRYWALL SCREW “S” BUGEL HEAD AND FINE THREAD

SNELBOUWSCHROEF “S” TROMPETKOP MET FIJNE DRAAD

VIS A FIXATION RAPIDE “S” TÊTE TROMPÈTE AVEC FILET FIN

SCHNELLBAUSCHRAUBE “S” TROMPETKOPF UND FEINGEWINDE

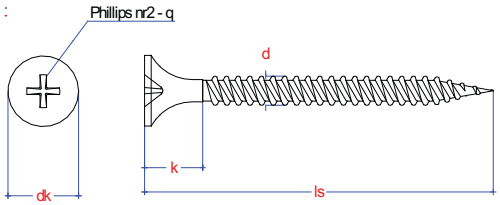

FOS Black

CE EN 14566

material : Hardened steel	**materiaal :** Gehard staal	**matière :** Acier trempé	**Werkstoff :** Gehärtet Stahl
type : standard box packing	**type :** standaard verpakking	**type :** emballage standard	**Typ :** Normalpackung
surface : gun barrel oxyd.	**oppervlak :** gefosfateerd	**surface :** phosphaté	**Oberfläche :** fosfatiert

Technical properties / Technische gegevens / Données techniques / Technische Daten

d	dk	k	H
d 3,5	8-8,5	5-7	nr 2
d 4,2	8-8,8		nr 2
d 4,8			nr 2

d x l	art code	EAN	BOX	KG/ BOX
3,5 x 25	0GGPS,35025 FOS	5410439006200	1000	14,00
3,5 x 35	0GGPS,35035 FOS	5410439006217	1000	18,00
3,5 x 45	0GGPS,35045 FOS	5410439006224	1000	22,00
3,5 x 55	0GGPS,35055 FOS	5410439006231	1000	25,00
4,2 x 65	0GGPS,42065 FOS	5410439006248	500	10,75
4,2 x 75	0GGPS,42075 FOS	5410439006255	500	12,00
4,2 x 85	0GGPS,42085 FOS	5410439006262	500	14,00
4,8 x 90	0GGPS,48090 FOS	5410439184052	200	3,04

d x l	art code	EAN	BOX	KG/ BOX
4,8 x 100	0GGPS,48100 FOS	5410439686617	200	3,68
4,8 x 110	0GGPS,48110 FOS	5410439686624	200	3,72
4,8 x 120	0GGPS,48120 FOS	5410439686570	200	3,92
4,8 x 130	0GGPS,48130 FOS	5410439686587	200	4,68
4,8 x 140	0GGPS,48140 FOS	5410439686594	200	5,04
4,8 x 150	0GGPS,48150 FOS	5410439686600	100	1,40
4,8 x 160	0GGPS,48160 FOS	5410439686563	100	0,73

FOS Black

CE EN 14566

material : Hardened steel	**materiaal :** Gehard staal	**matière :** Acier trempé	**Werkstoff :** Gehärtet Stahl
type : micro box packing	**type :** micro verpakking	**type :** micro emballage	**Typ :** Micro Packung
surface : gun barrel oxyd.	**oppervlak :** gefosfateerd	**surface :** phosphaté	**Oberfläche :** fosfatiert

Technical properties / Technische gegevens / Données techniques / Technische Daten

d	dk	k	H
d 3,5	8-8,5	5-7	nr 2

d x l	art code	EAN	BOX	KG/ BOX
3,5 x 25	0KGPS,35025 FOS	5410439006019	200	0,60
3,5 x 35	0KGPS,35035 FOS	5410439006026	200	0,72
3,5 x 45	0KGPS,35045 FOS	5410439006033	200	0,92
3,5 x 55	0KGPS,35055 FOS	5410439100038	200	1,08

d x l	art code	EAN	BOX	KG/ BOX
4,2 x 65	0KGPS,42065 FOS	5410439006064	200	1,84
4,2 x 75	0KGPS,42075 FOS	5410439006071	200	2,08
4,2 x 85	0KGPS,42085 FOS	5410439006088	200	2,40

material : Hardened steel	**materiaal :** Gehard staal	**matière :** Acier trempé	**Werkstoff :** Gehärtet Stahl
type : collated	**type :** op band	**type :** sur bande	**Typ :** auf Band
surface : gun barrel oxyd	**oppervlak :** gefosfateerd	**surface :** phosphaté	**Oberfläche :** fosfatiert

Technical properties / Technische gegevens / Données techniques / Technische Daten

d	dk	k	H
d 3,5	8-8,5	5-7	nr 2

d x l	art code	EAN	BOX	KG/ BOX
3,5 x 25	0BGPS,35025 FOS	5410439093705	1000	18,00
3,5 x 35	0BGPS,35035 FOS	5410439093712	1000	21,00

d x l	art code	EAN	BOX	KG/ BOX
3,5 x 45	0BGPS,35045 FOS	5410439093729	1000	24,00
3,5 x 55	0BGPS,35055 FOS	5410439093736	1000	33,00

material : Hardened steel	**materiaal :** Staal gehard	**matière :** Acier trempé	**Werkstoff :** Stahl gehärtet
type : bucket packing	**type :** emmer verpakking	**type :** emballage en seau	**Typ :** Eimer Packung
surface : gun barrel oxyd.	**oppervlak :** gefosfateerd	**surface :** phosphaté	**Oberfläche :** fosfatiert

Technical properties / Technische gegevens / Données techniques / Technische Daten

d	dk	inhoud	k	H
d 3,5	8-8,5	1000	5-7	nr 2

d x l	art code	EAN	BOX	KG/ BOX
3,5 x 25	0EGPS,35025 FOS	5410439434942	1	0,01
3,5 x 25	GP6GPS035025	5410439265812	1	0,00
3,5 x 35	0EGPS,35035 FOS	5410439434959	1	0,01

d x l	art code	EAN	BOX	KG/ BOX
3,5 x 35	GP6GPS035035	5410439265829	1	0,00
3,5 x 45	0EGPS,35045 FOS	5410439434966	1	0,02
3,5 x 45	GP6GPS035045	5410439265836	1	0,00

pgb - GPS

type “S”

DRYWALL SCREW “S” BUGEL HEAD AND FINE THREAD

SNELBOUWSCHROEF “S” TROMPETKOP MET FIJNE DRAAD

VIS A FIXATION RAPIDE “S” TÊTE TROMPÈTE AVEC FILET FIN

SCHNELLBAUSCHRAUBE “S” TROMPETKOPF UND FEINGEWINDE

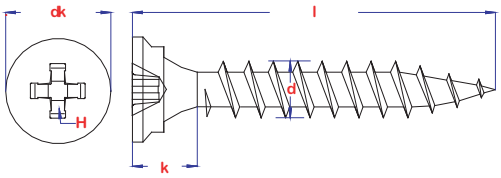

FOS Black

CE EN 14566

material : Hardened steel	**materiaal :** Gehard staal	**matière :** Acier trempé	**Werkstoff :** Gehärtet Stahl
type : with cutting edge - std box packing	**type :** met snijrand - standaard verpakking	**type :** tête double tête - emballage std.	**Typ :** Nagelspitze - Normalpackung
surface : gun barrel oxyd.	**oppervlak :** gefosfateerd	**surface :** phosphaté	**Oberfläche :** fosfatiert

Technical properties / Technische gegevens / Données techniques / Technische Daten

d	dk	k	H
d 3,5	8-8,5	5-7	nr 2

d x l	art code	EAN	BOX	KG/ BOX
3,5 x 25	PGGPS,35025 FOS	5410439430210	1000	14,00
3,5 x 35	PGGPS,35035 FOS	5410439430227	1000	18,00
3,5 x 45	PGGPS,35045 FOS	5410439430234	1000	23,00

d x l	art code	EAN	BOX	KG/ BOX
4,2 x 65	PGGPS,42065 FOS	5410439323833	500	11,00
4,2 x 75	PGGPS,42075 FOS	5410439323840	500	12,25
4,2 x 85	PGGPS,42085 FOS	5410439323857	500	13,50

pgb - GPS

type “S”

DRYWALL SCREW “S” BUGEL HEAD AND FINE THREAD

SNELBOUWSCHROEF “S” TROMPETKOP MET FIJNE DRAAD

VIS A FIXATION RAPIDE “S” TÊTE TROMPÈTE AVEC FILET FIN

SCHNELLBAUSCHRAUBE “S” TROMPETKOPF UND FEINGEWINDE

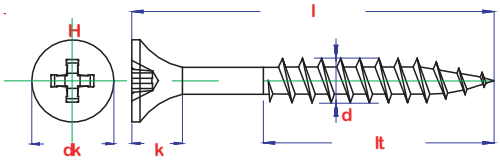

Z zinc pl.

CE EN 14566

material : Hardened steel	**materiaal :** Gehard staal	**matière :** Acier trempé	**Werkstoff :** Gehärtet Stahl
type : roofing screw	**type :** dakisolatieschroef	**type :** vis de toiture	**Typ :** Dachbauschraube
surface : zinc plated	**oppervlak :** verzinkt	**surface :** zingué	**Oberfläche :** verzinkt

Technical properties / Technische gegevens / Données techniques / Technische Daten

d	H
d 4,8	nr 2

d x l	art code	EAN	BOX	KG/ BOX
4,8 x 100	0DGPS,48100 ZN	5410439163323	250	5,93
4,8 x 110	0DGPS,48110 ZN	5410439157193	250	6,38

d x l	art code	EAN	BOX	KG/ BOX
4,8 x 120	0DGPS,48120 ZN	5410439163378	250	7,00
4,8 x 130	0DGPS,48130 ZN	5410439163385	250	7,55

I

pgb - GPC

type “C”

DRYWALL SCREW “C” BUGEL HEAD AND COARSE THREAD

SNELBOUWSCHROEF “C” TROMPETKOP MET GROVE DRAAD

VIS A FIXATION RAPIDE “C” TÊTE TROMPÊTE AVEC FILET GROS

SCHNELLBAUSCHRAUBE “C” TROMPETKOPF UND GROBGEWINDE

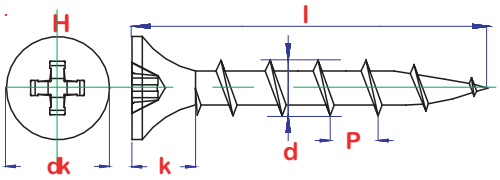

FOS Black

CE EN 14566

material : Hardened steel	**materiaal :** Gehard staal	**matière :** Acier trempé	**Werkstoff :** Gehärtet Stahl
type : standard box packing	**type :** standaard verpakking	**type :** emballage standard	**Typ :** Normalpackung
surface : black phosphated	**oppervlak :** zwart gefosfateerd	**surface :** phosphaté noir	**Oberfläche :** schwarz phosphatiert

Technical properties / Technische gegevens / Données techniques / Technische Daten

d	dk	k	H	P
d 3,9	8-8,5	5-7	nr 2	2,74-2,90

d x l	art code	EAN	BOX	KG/ BOX
3,9 x 25	0GGPC,39025 FOS	5410439167727	1000	16,00
3,9 x 35	0GGPC,39035 FOS	5410439167734	1000	18,00

d x l	art code	EAN	BOX	KG/ BOX
3,9 x 45	0GGPC,39045 FOS	5410439167741	1000	23,00
3,9 x 55	0GGPC,39055 FOS	5410439167758	1000	31,00

FOS Black

CE EN 14566

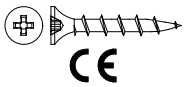

material : Hardened steel	**materiaal :** Gehard staal	**matière :** Acier trempé	**Werkstoff :** Gehärtet Stahl
type : micro box packing	**type :** microverpakking	**type :** emballage micro	**Typ :** Mikropackung
surface : black phosphated	**oppervlak :** zwart gefosfateerd	**surface :** phosphaté noir	**Oberfläche :** schwarz phosphatiert

Technical properties / Technische gegevens / Données techniques / Technische Daten

d	dk	k	H	P
d 3,9	8-8,5	5-7	nr 2	2,74-2,90

d x l	art code	EAN	BOX	KG/ BOX
3,9 x 25	0KGPC,39025 FOS	5410439670852	200	0,68
3,9 x 35	0KGPC,39035 FOS	5410439670869	200	0,92

d x l	art code	EAN	BOX	KG/ BOX
3,9 x 45	0KGPC,39045 FOS	5410439670876	200	0,96
3,9 x 55	0KGPC,39055 FOS	5410439670883	200	1,16

material : Hardened steel	**materiaal :** Gehard staal	**matière :** Acier trempé	**Werkstoff :** Gehärtet Stahl
type : collated	**type :** op band	**type :** sur bande	**Typ :** auf band
surface : gun barrel oxyd	**oppervlak :** gefosfateerd	**surface :** phosphaté	**Oberfläche :** fosfatiert

Technical properties / Technische gegevens / Données techniques / Technische Daten

d	dk	k	H	P
d 3,9	8-8,5	5-7	nr 2	2,74-2,90

d x l	art code	EAN	BOX	KG/ BOX
3,9 x 25	0BGPC,39025 FOS	5410439238656	1000	16,00
3,9 x 35	0BGPC,39035 FOS	5410439238663	1000	21,00

d x l	art code	EAN	BOX	KG/ BOX
3,9 x 45	0BGPC,39045 FOS	5410439238670	1000	24,00
3,9 x 55	0BGPC,39055 FOS	5410439238687	1000	0,00

pgb - GPF

type “F”

FERMACELL SCREW HI-LO THREAD

SNELBOUWSCHROEF “F” FERMACELL MET HI-LO DRAAD

VIS POUR PANNEAUX FERMACELL HI-LO FILET

FASERPLATTENSCHRAUBE HI-LO GEWINDE

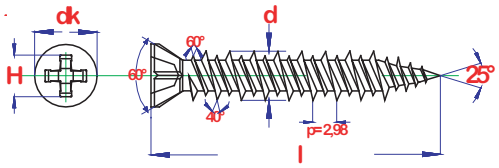

material : Hardened steel **type :** with nibs - standard box packing **surface :** gun barrel oxyd.	**materiaal :** Gehard staal **type :** met freesribben - standaard verp. **oppervlak :** gefosfateerd	**matière :** Acier trempé **type :** avec nervures - emballage standard **surface :** phosphaté	**Werkstoff :** Gehärtet Stahl **Typ :** mit Fräsrippen - Normalpackung **Oberfläche :** fosfatiert

Technical properties / Technische gegevens / Données techniques / Technische Daten

d	dk	H
d 3,9	7	nr 2

d x l	art code	EAN	BOX	KG/ BOX
3,9 x 19	0GGPF,39019 FOS	5410439147392	1000	12,00
3,9 x 25	0GGPF,39025 FOS	5410439150224	1000	13,00
3,9 x 30	0GGPF,39030 FOS	5410439147408	1000	17,00

d x l	art code	EAN	BOX	KG/ BOX
3,9 x 35	0GGPF,39035 FOS	5410439150231	1000	21,00
3,9 x 45	0GGPF,39045 FOS	5410439150248	1000	24,00
3,9 x 55	0GGPF,39055 FOS	5410439150255	1000	28,00

material : Hardened steel **type :** collated **surface :** gun barrel oxyd	**materiaal :** Gehard staal **type :** op band **oppervlak :** gefosfateerd	**matière :** Acier trempé **type :** sur bande **surface :** phosphaté	**Werkstoff :** Gehärtet Stahl **Typ :** auf band **Oberfläche :** fosfatiert

Technical properties / Technische gegevens / Données techniques / Technische Daten

d	dk	H
d 3,9	7	nr 2

d x l	art code	EAN	BOX	KG/ BOX
3,9 x 25	0BGPF,39025 FOS	5410439238694	1000	18,00
3,9 x 35	0BGPF,39035 FOS	5410439238700	1000	21,00

d x l	art code	EAN	BOX	KG/ BOX
3,9 x 45	0BGPF,39045 FOS	5410439238793	1000	24,00

pgb - GPZ

type “Z”

DRYWALL SCREW “Z” SELF DRILLING AND BUGEL HEAD

SNELBOUWSCHROEF “Z” ZELFBOREND MET TROMPETKOP

VIS A FIXATION RAPIDE “Z” AUTOFORANTE AVEC TÊTE TROMPÈTE

SCHNELLBAUSCHRAUBE “Z” MIT BOHRSPITZE UND TROMPETKOPF

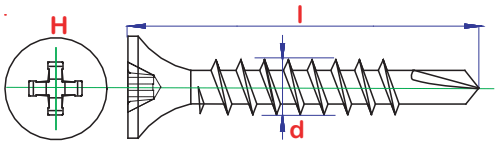

FOS Black

CE EN 14566

material : Hardened steel	**materiaal :** Gehard staal	**matière :** Acier trempé	**Werkstoff :** Gehärtet Stahl
type : standard box packing	**type :** standaard verpakking	**type :** emballage standard	**Typ :** Normalpackung
surface : gun barrel oxyd.	**oppervlak :** gefosfateerd	**surface :** phosphaté	**Oberfläche :** fosfatiert

Technical properties / Technische gegevens / Données techniques / Technische Daten

d	H
d 3,5	nr 2

d x l	art code	EAN	BOX	KG/ BOX
3,5 x 25	0GGPZ,35025 FOS	5410439096935	1000	15,00
3,5 x 35	0GGPZ,35035 FOS	5410439096942	1000	19,00

d x l	art code	EAN	BOX	KG/ BOX
3,5 x 45	0GGPZ,35045 FOS	5410439096959	1000	25,00
3,5 x 55	0GGPZ,35055 FOS	5410439160650	1000	28,00

FOS Black

CE EN 14566

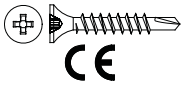

material : Hardened steel	**materiaal :** Gehard staal	**matière :** Acier trempé	**Werkstoff :** Gehärtet Stahl
type : micro box packing	**type :** micro verpakking	**type :** emballage micro	**Typ :** Micro Packung
surface : gun barrel oxyd.	**oppervlak :** gefosfateerd	**surface :** phosphaté	**Oberfläche :** fosfatiert

Technical properties / Technische gegevens / Données techniques / Technische Daten

d	H
d 3,5	nr 2

d x l	art code	EAN	BOX	KG/ BOX
3,5 x 25	0KGPZ,35025 FOS	5410439208758	200	0,64
3,5 x 35	0KGPZ,35035 FOS	5410439208765	200	0,80

d x l	art code	EAN	BOX	KG/ BOX
3,5 x 45	0KGPZ,35045 FOS	5410439208772	200	1,00
3,5 x 55	0KGPZ,35055 FOS	5410439310734	200	1,24

pgb - ZGVB

DRYWALL JOINT TAPE

GLASVEZELBAND

BANDE DE FIBRE

FUGENBAND

N
nylon

material : Fiberglass	**materiaal :** Glasvezel	**matière :** fibre de verre	**Werkstoff :** Glasfiber
type : tape 50mm	**type :** breedte 50mm	**type :** bande 50mm	**Typ :** Breite 50mm
surface : self-adhesive, white	**oppervlak :** zelfklevend, wit	**surface :** adhésif, blanc	**Oberfläche :** selbstklebend, Weiss

Technical properties / Technische gegevens /
Données techniques / Technische Daten

EAN	art code	EAN	BOX	KG/ BOX	Artnr.
5410439228015	0ZGVB,050020N	5410439228015	1	0,00	0ZGVB,050020N
5410439228039	0ZGVB,050045N	5410439228039	1	0,00	0ZGVB,050045N
5410439228022	0ZGVB,050090N	5410439228022	1	0,00	0ZGVB,050090N

I

SCREW EYES

SCHROEFOGEN

PITON FERME

SCHRAUBOSEN

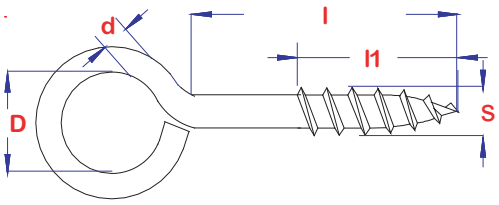

Z
zinc pl.

material : Steel	**materiaal :** Staal	**matière :** Acier	**Werkstoff :** Stahl
type : standard	**type :** standaard	**type :** standard	**Typ :** Normalmass
surface : zinc plated	**oppervlak :** verzinkt	**surface :** zingué	**Oberfläche :** verzinkt

Technical properties / Technische gegevens /
Données techniques / Technische Daten

d x l	art code	EAN	BOX	KG/ BOX	l1	s	D
1,92 x 6	000SO,20006 Z	5410439113274	100	0,06	4	2,4	3
2,15 x 8	000SO,22008 Z	5410439012713	100	0,07	5	2,7	4
2,15 x 10	000SO,22010 Z	5410439012737	100	0,09	7,5	2,7	4
2,15 x 12	000SO,22012 Z	5410439012751	100	0,08	7,5	2,7	4
2,45 x 10	000SO,24010 Z	5410439012782	100	0,13	7	3,0	5
2,6 x 10	000SO,27010 Z	5410439152952	100	0,16	7	3,4	6
2,6 x 12	000SO,27012 Z	5410439012843	100	0,17	8	3,4	6
2,6 x 16	000SO,27016 Z	5410439012812	100	0,19	12	3,4	6
3,2 x 16	000SO,32016 Z	5410439012874	100	0,27	12	4,0	8
3,2 x 20	000SO,32020 Z	5410439012881	100	0,14	16	4,0	8
3,45 x 16	000SO,35016 Z	5410439012904	100	0,44	10	4,3	10
3,45 x 20	000SO,35020 Z	5410439012935	100	0,44	13	4,3	10
3,45 x 25	000SO,35025 Z	5410439012966	100	0,44	16	4,3	10
3,45 x 30	000SO,35030 Z	5410439304689	100	0,47	20	4,3	10
4 x 20	000SO,40020 Z	5410439012997	100	0,71	13	4,6	12
4 x 25	000SO,40025 Z	5410439013024	100	0,65	16	4,6	12
4 x 30	000SO,40030 Z	5410439013055	100	0,72	20	4,6	12
4 x 40	000SO,40040 Z	5410439307079	100	0,93	25	4,6	14
4,4 x 30	000SO,44030 Z	5410439013093	100	1,12	20	5,0	16
4,4 x 40	000SO,44040 Z	5410439113359	100	1,22	25	5,0	16
4,75 x 30	000SO,48030 Z	5410439013147	100	1,38	20	5,0	18
5 x 40	000SO,50040 Z	5410439013185	100	1,46	24	5,0	15
5 x 50	000SO,50050 Z	5410439013208	100	1,69	30	5,0	15
5,25 x 40	000SO,52040 Z	5410439149976	100	1,98	25	5,3	20
5,25 x 50	000SO,52050 Z	5410439316644	100	2,02	30	5,3	20
5,25 x 60	000SO,52060 Z	5410439113373	100	2,20	35	5,3	20
6 x 50	000SO,60050 Z	5410439013246	100	3,02	32	6,0	25
6 x 60	000SO,60060 Z	5410439013253	100	3,23	32	6,0	25

GP
plasticized

material : Steel **type :** standard **surface :** epoxy white	**materiaal :** Staal **type :** standaard **oppervlak :** epoxy wit	**matière :** Acier **type :** standard **surface :** epoxy blanc	**Werkstoff :** Stahl **Typ :** Normalmass **Oberfläche :** epoxy Weiss

Technical properties / Technische gegevens /
Données techniques / Technische Daten

d x l	art code	EAN	BOX	KG/ BOX	l1	s	D
2,4 x 10	000SO,24010 GP	5410439012768	100	0,11	7	3,0	5
2,65 x 16	000SO,27016 GP	5410439113281	100	0,21	12	3,4	6
3,2 x 16	000SO,32016 GP	5410439012850	100	0,19	12	4,0	8
3,2 x 20	000SO,32020 GP	5410439113298	100	0,35	16	4,0	8
3,45 x 20	000SO,35020 GP	5410439012911	100	0,45	13	4,3	10
3,45 x 25	000SO,35025 GP	5410439012942	100	0,50	16	4,3	10
4 x 30	000SO,40030 GP	5410439013031	100	0,73	20	4,6	12
4,4 x 40	000SO,44040 GP	5410439013116	100	1,16	25	5,0	16
4,75 x 40	000SO,48040 GP	5410439013161	100	1,56	25	5,0	18
4,75 x 50	000SO,48050 GP	5410439013192	100	1,69	32	5,0	18

MS
Brass

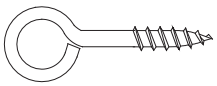

material : Brass **type :** standaard **surface :** plain	**materiaal :** Messing **type :** standaard **oppervlak :** blank	**matière :** Laiton **type :** standard **surface :** brut	**Werkstoff :** Messing **Typ :** Normalmass **Oberfläche :** roh

Technical properties / Technische gegevens /
Données techniques / Technische Daten

d x l	art code	EAN	BOX	KG/ BOX	l1	s	D
2,65 x 12	000SO,30012 MS	5410439012836	100	0,12	8	4,0	6
2,65 x 16	000SO,30016 MS	5410439012867	100	0,23	12	3,4	6
3,2 x 20	000SO,30020 MS	5410439113304	100	0,34	16	4,0	8
3,45 x 20	000SO,35020 MS	5410439012928	100	0,45	13	4,3	10
3,45 x 25	000SO,40025 MS	5410439013017	100	0,70	16	4,6	12
4 x 30	000SO,40030 MS	5410439013048	100	0,90	20	4,6	14
4,4 x 40	000SO,45040 MS	5410439013123	100	1,16	25	5,0	16

A2 inox

material : Stainless steel A2	**materiaal :** Inox A2	**matière :** Inox A2	**Werkstoff :** Edelstahl A2
type : standard	**type :** standaard	**type :** standard	**Typ :** Normalmass
surface : plain	**oppervlak :** blank	**surface :** brut	**Oberfläche :** roh

Technical properties / Technische gegevens /
Données techniques / Technische Daten

d x l	art code	EAN	BOX	KG/ BOX	l1	s	D
3,45 x 16	000SO,35016 A2	5410439345538	100	0,27	12	4,0	8
3,45 x 20	000SO,35020 A2	5410439108447	100	0,43	13	4,3	10
4 x 25	000SO,40025 A2	5410439345545	100	0,56	16	4,6	12
4 x 30	000SO,40030 A2	5410439108461	100	0,64	20	4,6	14
4,4 x 40	000SO,44040 A2	5410439104722	100	1,20	25	5,0	16
4,5 x 30	000SO,45030 A2	5410439108485	100	0,91			
5,25 x 30	000SO,50030 A2	5410439108508	100	1,78	35	5,3	20

SCREW EYES LONG TYPE

SCHROEFOGEN LANGE UITVOERING

PITON FERME LONG

SCHRAUBOSEN LANG

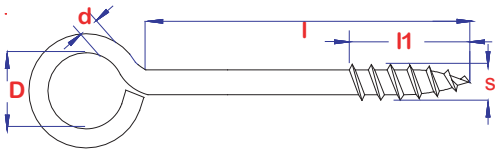

Z
zinc pl.

material : Steel	**materiaal :** Staal	**matière :** Acier	**Werkstoff :** Stahl
type : standard	**type :** standaard	**type :** standard	**Typ :** Normalmass
surface : zinc plated	**oppervlak :** verzinkt	**surface :** zingué	**Oberfläche :** verzinkt

Technical properties / Technische gegevens / Données techniques / Technische Daten

d	l1	s	D
d 7	35	7	20

d x l	art code	EAN	BOX	KG/ BOX
7 x 60	00LSO,70060 Z	5410439092838	100	4,09
7 x 100	00LSO,70100 Z	5410439092845	100	5,38

d x l	art code	EAN	BOX	KG/ BOX
7 x 140	00LSO,70140 Z	5410439092852	100	7,32

pgb - 000SH

CUP HOOK

SCHROEFHAAK

CROCHET D'ARMOIRE

SCHRAUBHAKEN

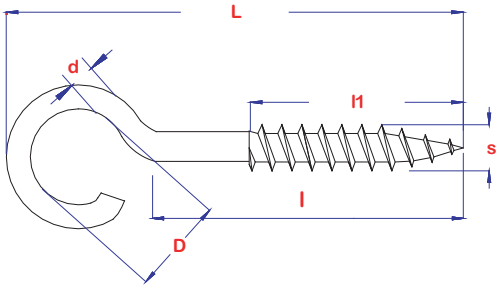

Z
zinc pl.

material : Steel	**materiaal :** Staal	**matière :** Acier	**Werkstoff :** Stahl
type : standard	**type :** standaard	**type :** standard	**Typ :** Normalmass
surface : zinc plated	**oppervlak :** verzinkt	**surface :** zingué	**Oberfläche :** verzinkt

Technical properties / Technische gegevens /
Données techniques / Technische Daten

d x l	art code	EAN	BOX	KG/ BOX	l1	s	D	L
2,1 x 10	000SH,22010 Z	5410439097826	100	0,10	8	2,70	7	20
2,1 x 12	000SH,22012 Z	5410439097833	100	0,11	8	2,70	7	25
2,4 x 12	000SH,24012 Z	5410439011419	100	0,16	8	3,00	9	25
2,4 x 16	000SH,24016 Z	5410439011426	100	0,18	10	3,00	9	30
3,2 x 16	000SH,32016 Z	5410439011464	100	0,25	10	4,00	9	30
3,2 x 20	000SH,32020 Z	5410439011471	100	0,33	13	4,00	12	40
3,5 x 30	000SH,35030 Z	5410439011532	100	0,52	18	4,30	14	50
4 x 30	000SH,40030 Z	5410439011587	100	0,74	17	4,60	18	55
4,4 x 25	000SH,44025 Z	5410439113175	100	0,87	15	5,00	16	50
4,4 x 30	000SH,44030 Z	5410439011600	100	1,07	20	5,00	18	60
4,4 x 50	000SH,44050 Z	5410439113182	100	1,36	25	5,00	20	80
5 x 50	000SH,50050 Z	5410439011709	100	1,70	30	5,25	24	85
5 x 80	000SH,50080 Z	5410439113212	100	2,33	36	5,50	25	120
6 x 45	000SH,60045 Z	5410439113229	100	2,54	25	6,00	25	80
6 x 60	000SH,60060 Z	5410439011747	100	2,79	36	6,00	25	100
6 x 85	000SH,60085 Z	5410439113236	100	3,27	36	6,00	25	120
7 x 100	000SH,70100 Z	5410439113243	100	5,31	36	7,00	25	140
7 x 120	000SH,70120 Z	5410439113250	100	5,89	36	7,00	25	160

GP
plasticized

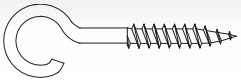

material : Steel	**materiaal :** Staal	**matière :** Acier	**Werkstoff :** Stahl
type : standard	**type :** standaard	**type :** standard	**Typ :** Normalmass
surface : epoxy white	**oppervlak :** epoxy wit	**surface :** epoxy blanc	**Oberfläche :** epoxy Weiss

Technical properties / Technische gegevens /
Données techniques / Technische Daten

d x l	art code	EAN	BOX	KG/ BOX	l1	s	D	L
2,15 x 10	000SH,22010 GP	5410439097819	100	0,08			7	20
2,15 x 12	000SH,22012 GP	5410439011389	100	0,09	8	2,70	7	25
2,4 x 16	000SH,24016 GP	5410439011433	100	0,17	10	3,00	9	30
3,2 x 20	000SH,32020 GP	5410439011495	100	0,38	13	3,50	12	40
3,5 x 30	000SH,35030 GP	5410439011549	100	0,55	18	4,30	14	50
4,4 x 30	000SH,44030 GP	5410439416313	100	1,06	20	5,00	18	60

MS
Brass

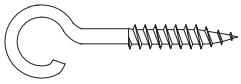

material : Brass	**materiaal :** Messing	**matière :** Laiton	**Werkstoff :** Messing
type : standard	**type :** standaard	**type :** standard	**Typ :** Normalmass
surface : plain	**oppervlak :** blank	**surface :** brut	**Oberfläche :** roh

Technical properties / Technische gegevens /
Données techniques / Technische Daten

d x l	art code	EAN	BOX	KG/ BOX	l1	s	D	L
2,15 x 10	000SH,22010 MS	5410439011372	100	0,08	8	2,70	7	20
2,15 x 12	000SH,22012 MS	5410439011396	100	0,10	8	2,70	7	25
2,5 x 16	000SH,25016 MS	5410439011440	100	0,15	10	3,00	9	30
3 x 20	000SH,30020 MS	5410439011501	100	0,27	13	3,5	12	40
3,5 x 30	000SH,35030 MS	5410439011556	100	0,53	17	3,70	19	50
4,3 x 30	000SH,45030 MS	5410439011648	100	0,84	17	4,0	20	60

A2
inox

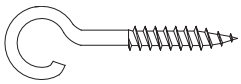

material : Stainless steel A2	**materiaal :** Inox A2	**matière :** Inox A2	**Werkstoff :** Edelstahl A2
type : standard	**type :** standaard	**type :** standard	**Typ :** Normalmass
surface : plain	**oppervlak :** blank	**surface :** brut	**Oberfläche :** roh

Technical properties / Technische gegevens /
Données techniques / Technische Daten

d x l	art code	EAN	BOX	KG/ BOX	l1	s	D	L
3,45 x 20	000SH,35020 A2	5410439345576	100	0,36	13	4,00	14	40
3,45 x 30	000SH,35030 A2	5410439345583	100	0,52	18	4,30	14	50
4,4 x 50	000SH,45050 A2	5410439345569	100	1,37	25	5,00	20	80
4,5 x 30	000SH,45030 A2	5410439104753	100	1,05	20	5,00	18	60
5,25 x 60	000SH,52060 A2	5410439345552	100	1,89	36	5,50	25	100

pgb - 000SD

SQUARE HOOK

SCHROEFDUIMEN

GOND A VIS

SCHRAUBHAKEN

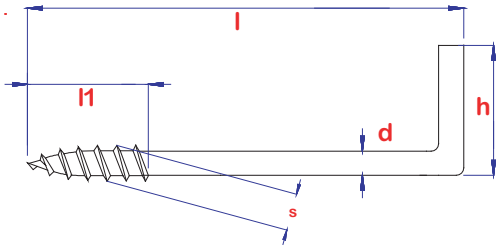

Z
zinc pl.

material : Steel	**materiaal :** Staal	**matière :** Acier	**Werkstoff :** Stahl
type : standard	**type :** standaard	**type :** standard	**Typ :** Normalmass
surface : zinc plated	**oppervlak :** verzinkt	**surface :** zingué	**Oberfläche :** verzinkt

Technical properties / Technische gegevens /
Données techniques / Technische Daten

d x l	art code	EAN	BOX	KG/ BOX	h	l1	s
2,15 x 20	000SD,22020 Z	5410439112956	100	0,09	10	8	2,70
2,4 x 25	000SD,24025 Z	5410439010559	100	0,12	11	10	3,00
3,2 x 30	000SD,32030 Z	5410439010566	100	0,23	14	12	4,00
3,2 x 40	000SD,32040 Z	5410439010658	100	0,37	16	17	4,00
3,45 x 40	000SD,35040 Z	5410439010696	100	0,36	16	15	4,30
3,45 x 50	000SD,35050 Z	5410439112963	100	0,41	18	20	4,30
4 x 40	000SD,40040 Z	5410439010740	100	0,50	18	18	4,60
4 x 50	000SD,40050 Z	5410439010764	100	0,59	18	18	4,60
4 x 60	000SD,40060 Z	5410439306560	100	0,67	20	25	4,60
4,4 x 60	000SD,44060 Z	5410439010818	100	0,87	20	21	5,00
4,4 x 80	000SD,44080 Z	5410439307000	100	1,09	23	30	5,00
5 x 50	000SD,50050 Z	5410439010849	100	0,92	22	21	6,00
5 x 60	000SD,50060 Z	5410439010856	100	1,04	22	21	5,25
5 x 70	000SD,50070 Z	5410439010863	100	1,18	22	24	5,25
5 x 100	000SD,50100 Z	5410439113014	100	1,81	24	30	5,50
6 x 80	000SD,60080 Z	5410439010917	100	1,87	18	40	6,00

GP
plasticized

material : Steel	**materiaal :** Staal	**matière :** Acier	**Werkstoff :** Stahl
type : standard	**type :** standaard	**type :** standard	**Typ :** Normalmass
surface : epoxy white	**oppervlak :** epoxy wit	**surface :** epoxy blanc	**Oberfläche :** epoxy Weiss

Technical properties / Technische gegevens /
Données techniques / Technische Daten

d x l	art code	EAN	BOX	KG/ BOX	h	l1	s
2,4 x 25	000SD,24025 GP	5410439010535	100	0,12	10	11	3,00
3,2 x 30	000SD,32030 GP	5410439010580	100	0,23	12	14	4,00
3,2 x 40	000SD,32040 GP	5410439010634	100	0,32	17	16	4,00
3,45 x 50	000SD,35050 GP	5410439010702	100	0,48	20	18	4,30
4 x 60	000SD,40060 GP	5410439010771	100	0,72	25	20	4,60

MS
Brass



material : Brass	**materiaal :** Messing	**matière :** Laiton	**Werkstoff :** Messing
type : standard	**type :** standaard	**type :** standard	**Typ :** Normalmass
surface : plain	**oppervlak :** blank	**surface :** brut	**Oberfläche :** roh

Technical properties / Technische gegevens /
Données techniques / Technische Daten

d x l	art code	EAN	BOX	KG/ BOX	h	l1	s
2,15 x 20	000SD,22020 MS	5410439010511	100	0,09	8	10	2,70
2,4 x 25	000SD,25025 MS	5410439010542	100	0,12	10	11	3,00
3 x 30	000SD,30030 MS	5410439010597	100	0,20	12	14	4,00
3 x 40	000SD,30040 MS	5410439010641	100	0,29	17	16	4,00
3,45 x 50	000SD,35050 MS	5410439010719	100	0,44	20	18	4,30
4 x 60	000SD,40060 MS	5410439010788	100	0,70	25	20	4,60

A2
inox



material : Stainless steel A2	**materiaal :** Inox A2	**matière :** Inox A2	**Werkstoff :** Edelstahl A2
type : standard	**type :** standaard	**type :** standard	**Typ :** Normalmass
surface : plain	**oppervlak :** blank	**surface :** brut	**Oberfläche :** roh

Technical properties / Technische gegevens /
Données techniques / Technische Daten

d x l	art code	EAN	BOX	KG/ BOX	h	l1	s
3,45 x 40	000SD,35040 A2	5410439345491	100	0,41	16	17	4,00
3,45 x 50	000SD,35050 A2	5410439345507	100	0,38	18	20	4,30
4 x 60	000SD,40060 A2	5410439112987	100	0,71	20	25	4,60
4,4 x 80	000SD,44080 A2	5410439345514	100	1,04	23	30	5,00
5,25 x 100	000SD,52100 A2	5410439345521	100	1,88	24	30	5,50

SQUARE HOOKS HEAVY TYPE

ZWARE SCHROEFDUIMEN

GONDS A VIS

GERADEHAKEN

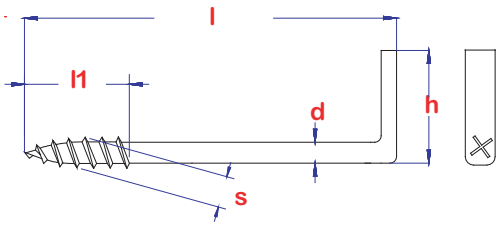

Z
zinc pl.

material : Steel	**materiaal :** Staal	**matière :** Acier	**Werkstoff :** Stahl
type : Cross recess	**type :** kruisindruk	**type :** empreinte cruciforme	**Typ :** mit Kreuzschlitz
surface : zinc plated	**oppervlak :** verzinkt	**surface :** zingué	**Oberfläche :** verzinkt

Technical properties / Technische gegevens /
Données techniques / Technische Daten

d x l	art code	EAN	BOX	KG/ BOX	h	l1	s
5,25 x 40	0KZSD,50040 Z	5410439140270	100	0,78	20	16	5,50
5,25 x 50	0KZSD,50050 Z	5410439140287	100	0,94	25	16	5,50
6 x 65	0KZSD,60065 Z	5410439140294	100	1,44	30	18	6,00
6 x 80	0KZSD,60080 Z	5410439140300	100	1,69	40	18	6,00

SQUARE HOOKS HEAVY TYPE

ZWARE SCHROEFDUIMEN

GONDS A VIS

GERADEHAKEN

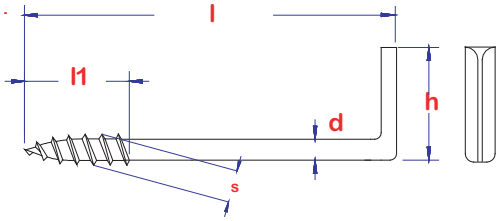

Z
zinc pl.

material : Steel	**materiaal :** Staal	**matière :** Acier	**Werkstoff :** Stahl
type : slotted	**type :** met gleuf	**type :** talon fendu	**Typ :** mit Schlitz
surface : zinc plated	**oppervlak :** verzinkt	**surface :** zingué	**Oberfläche :** verzinkt

Technical properties / Technische gegevens /
Données techniques / Technische Daten

d x l	art code	EAN	BOX	KG/ BOX	h	l1	s
5,25 x 40	0GZSD,50040 Z	5410439140225	100	0,67	16	20	5,50
5,25 x 50	0GZSD,50050 Z	5410439140232	100	0,84	16	25	5,50
6 x 65	0GZSD,60065 Z	5410439140249	100	1,35	18	30	6,00
6 x 80	0GZSD,60080 Z	5410439140256	100	1,60	18	40	6,00
6 x 100	0GZSD,60100 Z	5410439140263	100	2,03	18	40	6,00

SQUARE HOOKS HEAVY TYPE

ZWARE SCHROEFDUIMEN

GONDS A VIS

GERADEHAKEN

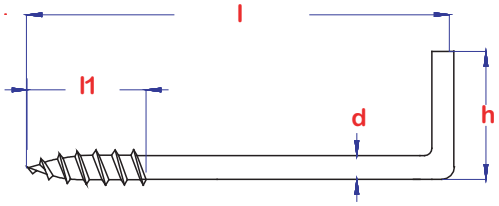

Z
zinc pl.

material : Steel	**materiaal :** Staal	**matière :** Acier	**Werkstoff :** Stahl
type : without recess	**type :** zonder gleuf	**type :** sans fente	**Typ :** ohne Schlitz
surface : zinc plated	**oppervlak :** verzinkt	**surface :** zingué	**Oberfläche :** verzinkt

Technical properties / Technische gegevens /
Données techniques / Technische Daten

d x l	art code	EAN	BOX	KG/ BOX	h	l1	s
5,25 x 40	00ZSD,50040 Z	5410439096966	100	0,70	16	20	5,50
5,25 x 50	00ZSD,50050 Z	5410439096973	100	0,82	16	25	5,50

HANGER BOLTS

STOKEINDEN

GOUJON À DEUX FILETS

STOCKSCHRAUBEN

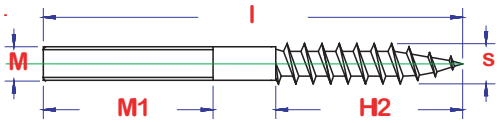

material : Steel	**materiaal :** Staal	**matière :** Acier	**Werkstoff :** Stahl
type : without wrench surface	**type :** zonder sleutelvlak	**type :** sans plat de clé	**Typ :** ohne Schlüsselfläche
surface : zinc plated	**oppervlak :** verzinkt	**surface :** zingué	**Oberfläche :** verzinkt

Technical properties / Technische gegevens /
Données techniques / Technische Daten

M x l	art code	EAN	BOX	KG/ BOX	s	Hl2	Ml1
4 x 20	000SE,04020 Z	5410439010931	100	0,14	4,40	10	10
4 x 25	000SE,04025 Z	5410439010948	100	0,18	4,4	10	10
4 x 30	000SE,04030 Z	5410439010955	100	0,21	4,40	15	10
4 x 35	000SE,04035 Z	5410439010962	100	0,29	4,40	15	15
4 x 40	000SE,04040 Z	5410439010979	100	0,28	4,40	20	17
5 x 25	000SE,05025 Z	5410439010986	100	0,27	5,50	15	10
5 x 40	000SE,05040 Z	5410439011006	100	0,43	5,50	20	15
5 x 50	000SE,05050 Z	5410439097482	100	0,59	5,50	20	20

pgb - 000SE

HANGER BOLTS

STOKEINDEN

GOUJON À DEUX FILETS

STOCKSCHRAUBEN

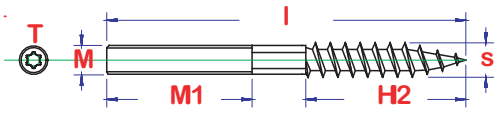

Z
zinc pl.

material : Steel	**materiaal :** Staal	**matière :** Acier	**Werkstoff :** Stahl
type : outside hexagon and T-drive	**type :** met buitenzeskant en T-ster	**type :** avec 6 pans et empreinte 6 lobes	**Typ :** Aussensechskant und Innensechsrund
surface : zinc plated	**oppervlak :** verzinkt	**surface :** zingué	**Oberfläche :** verzinkt

Technical properties / Technische gegevens /
Données techniques / Technische Daten

M x l	art code	EAN	BOX	KG/ BOX	s	Hl2	Ml1	T
6 x 40	00TSE,06040 Z	5410439097499	100	0,53	6,3	23-30	17-30	T15
6 x 50	00TSE,06050 Z	5410439238540	100	0,68	6,30	25	20	Tx15
6 x 60	00TSE,06060 Z	5410439097512	100	0,80	6,30	30	20	TX15
6 x 70	00TSE,06070 Z	5410439309844	100	0,99	6,30	30	20	Tx15
6 x 80	00TSE,06080 Z	5410439236188	100	1,18	6,30	30	20	Tx15
6 x 90	00TSE,06090 Z	5410439239073	100	1,35	6,30	30	30	TX15
6 x 120	00TSE,06120 Z	5410439239080	100	1,80	6,30	30	45	Tx15
8 x 50	00TSE,08050 Z	5410439181976	100	1,13	7,30	30	15	Tx25
8 x 60	00TSE,08060 Z	5410439097581	100	1,36	7,30	30	20	Tx25
8 x 70	00TSE,08070 Z	5410439181990	100	1,69	7,30	30	25	Tx25
8 x 80	00TSE,08080 Z	5410439182003	100	1,90	7,30	40	30	Tx25
8 x 90	00TSE,08090 Z	5410439097611	100	2,21	7,30	40	30	Tx25
8 x 100	00TSE,08100 Z	5410439182027	100	2,42	7,30	40	40	Tx25
8 x 120	00TSE,08120 Z	5410439182041	100	2,98	7,30	50	50	Tx25
8 x 130	00TSE,08130 Z	5410439182058	100	3,24	7,30	50	50	Tx25
8 x 140	00TSE,08140 Z	5410439182065	100	3,57	7,30	50	50	Tx25
8 x 150	00TSE,08150 Z	5410439182072	100	3,85	7,30	50	50	Tx25
8 x 160	00TSE,08160 Z	5410439182089	100	4,13	7,30	50	50	Tx25
8 x 180	00TSE,08180 Z	5410439206525	100	4,72	7,30	50	50	Tx25
8 x 200	00TSE,08200 Z	5410439206532	100	5,31	7,30	50	50	Tx25
10 x 60	00TSE,10060 Z	5410439206976	100	2,28	9,00	409	20	Tx25
10 x 70	00TSE,10070 Z	5410439206983	100	2,66	9,00	30	30	Tx25
10 x 80	00TSE,10080 Z	5410439097703	100	3,00	9,00	40	30	Tx25
10 x 90	00TSE,10090 Z	5410439181877	50	0,89	9,00	50	30	Tx25
10 x 100	00TSE,10100 Z	5410439181884	100	3,80	9,00	60	30	Tx25
10 x 110	00TSE,10110 Z	5410439181891	50	1,00	9,00	60	40	Tx25
10 x 120	00TSE,10120 Z	5410439097741	50	1,20	9,00	60	50	Tx25
10 x 130	00TSE,10130 Z	5410439181914	50	1,32	9,00	60	50	Tx25
10 x 140	00TSE,10140 Z	5410439097765	50	1,46	9,00	60	50	Tx25
10 x 150	00TSE,10150 Z	5410439235297	50	1,57	9,00	60	50	Tx25

Z
zinc pl.

material : Steel	**materiaal :** Staal	**matière :** Acier	**Werkstoff :** Stahl
type : outside hexagon and T-drive	**type :** met buitenzeskant en T-ster	**type :** avec 6 pans et empreinte 6 lobes	**Typ :** Aussensechskant und Innensechsrund
surface : zinc plated	**oppervlak :** verzinkt	**surface :** zingué	**Oberfläche :** verzinkt

Technical properties / Technische gegevens /
Données techniques / Technische Daten

M x l	art code	EAN	BOX	KG/ BOX	s	Hl2	Ml1	T
10 x 160	00TSE,10160 Z	5410439206549	50	1,69	9,00	60	50	Tx25
10 x 180	00TSE,10180 Z	5410439206556	50	2,07	9,00	60	50	Tx25
10 x 200	00TSE,10200 Z	5410439206563	50	2,15	9,00	60	50	Tx25
12 x 120	00TSE,12120 Z	5410439181945	50	1,70	10,7	55	30	Tx30
12 x 145	00TSE,12145 Z	5410439181952	50	2,08	10,7	55	40	Tx30
12 x 165	00TSE,12165 Z	5410439181969	50	2,52	10,7	55	40	Tx30

pgb - 000SE

HANGER BOLTS

STOKEINDEN

GOUJON À DEUX FILETS

STOCKSCHRAUBEN

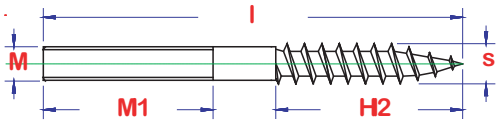

A2 inox

material : Stainless steel A2	**materiaal :** Inox A2	**matière :** Inox A2	**Werkstoff :** Edelstahl A2
type : without wrench	**type :** zonder sleutelvlak	**type :** sans plat de clé	**Typ :** ohne Schlüsselfläche
surface : plain	**oppervlak :** blank	**surface :** brut	**Oberfläche :** roh

Technical properties / Technische gegevens /
Données techniques / Technische Daten

M x l	art code	EAN	BOX	KG/ BOX	s	Hl2	Ml1	T
6 x 60	000SE,06060 A2	5410439407793	100	0,97	6,30	35	20	Tx15

HANGER BOLTS

STOKEINDEN

GOUJON À DEUX FILETS

STOCKSCHRAUBEN

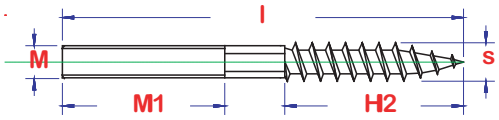

A2 inox

material : Stainless steel A2	**materiaal :** Inox A2	**matière :** Inox A2	**Werkstoff :** Edelstahl A2
type : with wrench	**type :** met zeskant sleutelvlak	**type :** avec plat de clé	**Typ :** mit Schlüsselfläche
surface : plain	**oppervlak :** blank	**surface :** brut	**Oberfläche :** roh

Technical properties / Technische gegevens /
Données techniques / Technische Daten

M x l	art code	EAN	BOX	KG/ BOX	s	Hl2	Ml1	T
8 x 50	000SE,08050 A2	5410439407755	100	1,15	7,3	30-50	15-50	Tx15
8 x 60	000SE,08060 A2	5410439407762	100	1,41	7,3	30-50	15-50	Tx15
8 x 80	000SE,08080 A2	5410439407779	100	1,92	7,3	30-50	15-50	Tx15
8 x 100	000SE,08100 A2	5410439312394	100	2,53	7,3	30-50	15-50	Tx15
8 x 120	000SE,08120 A2	5410439407786	100	3,33	7,3	30-50	15-50	Tx15
8 x 140	000SE,08140 A2	5410439150217	100	3,72	7,3	30-50	15-50	Tx15
8 x 160	000SE,08160 A2	5410439310628	100	4,50	7,3	30-50	15-50	Tx15
8 x 180	000SE,08180 A2	5410439310635	100	7,60	7,3	30-50	15-50	Tx15
10 x 60	000SE,10060 A2	5410439407748	100	2,21	9,0	30-60	30-50	Tx15
10 x 80	000SE,10080 A2	5410439407892	100	3,13	9,0	30-60	30-50	Tx15
10 x 100	000SE,10100 A2	5410439407908	50	0,97	9,0	30-60	30-50	Tx15
10 x 120	000SE,10120 A2	5410439407878	50	1,23	9,0	30-60	30-50	Tx15
10 x 140	000SE,10140 A2	5410439407915	50	1,53	9,0	30-60	30-50	Tx15
10 x 160	000SE,10160 A2	5410439310697	100	6,84	9,0	30-60	30-50	Tx15
10 x 180	000SE,10180 A2	5410439310703	100	0,00	9,0	30-60	30-50	Tx15

GATE HOOKS 1 SEPARATE/ 1 FIXED SCREW EYE

WINDHAKEN 1 GEMONTEERD + 1 LOS SCHROEFOOG

CROCHET DE CONTREVENT 1 PITON FIXÉ / 1 PITON NON-FIXÉ

STURMHAKEN 1 LOSER/1 MONTIERTER RINGSCHRAUBE

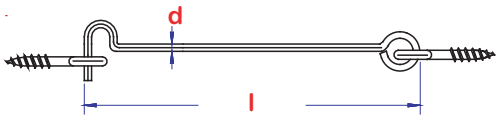

Z
zinc pl.

material : Steel	**materiaal :** Staal	**matière :** Acier	**Werkstoff :** Stahl
type : standard	**type :** standaard	**type :** standard	**Typ :** Normalmass
surface : zinc plated Cr3+	**oppervlak :** verzinkt Cr3+	**surface :** zingué Cr3+	**Oberfläche :** verzinkt Cr3+

Technical properties / Technische gegevens /
Données techniques / Technische Daten

l x	art code	EAN	BOX	KG/ BOX	d
30 x	G0600,030 Z	5410439090155	100	0,60	3,0
40 x	G0600,040 Z	5410439090162	100	0,60	3,2
50 x	G0600,050 Z	5410439090179	100	1,19	3,45
60 x	G0600,060 Z	5410439090186	100	1,20	3,45
80 x	G0600,080 Z	5410439090193	100	2,04	4
100 x	G0600,100 Z	5410439090209	50	0,58	4
120 x	G0600,120 Z	5410439090216	50	0,79	4,4
140 x	G0600,140 Z	5410439090223	50	0,91	5
160 x	G0600,160 Z	5410439090230	25	0,34	5,25
200 x	G0600,200 Z	5410439152969	25	0,54	6
250 x	G0600,250 Z	5410439152976	25	0,74	6
300 x	G0600,300 Z	5410439152983	25	0,81	6
400 x	G0600,400 Z	5410439152990	25	1,46	7
500 x	G0600,500 Z	5410439153003	25	1,71	7
600 x	G0600,600 Z	5410439153010	25	1,95	7

TRUSSHEAD SCREW TX20 FOR WOOD CONSTRUCTIONS

“TRESPA” SCHROEF MET T-DRIVE

VIS DE FACADE TRESPA TX20

FASSADENSCHRAUBE “TRESPA” MIT INNENVIELZAHN TX20

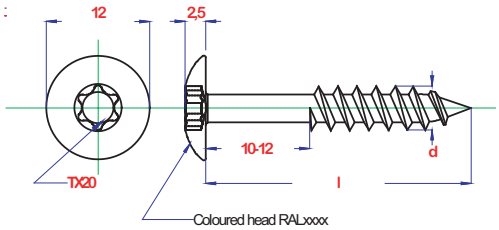

A2 inox

material : Stainless steel A2	**materiaal :** Inox A2	**matière :** Inox A2	**Werkstoff :** Edelstahl A2
type : T-drive TX20	**type :** T-drive TX20	**type :** six-lobes int. TX20	**Typ :** Innenvielzahn TX20
surface : coloured head after RAL	**oppervlak :** kopkleur volgens RAL	**surface :** tête colorée selon RAL	**Oberfläche :** Farbige Kopflackierung nach RAL

Technical properties / Technische gegevens /
Données techniques / Technische Daten

RAL	art code	EAN	BOX	KG/ BOX	D	Dim.	E	FR	NL
1015	TRESP,381015A2K	5410439436397	100	0,47	Hellelfenbein	4,8x45	Light ivory	Ivoire clair	Licht ivoorkleurig
1019	TRESP,381019A2K	5410439324441	100	0,43	Graubeige	4,8x45	Grey beige	Beige gris	Grijsbeige
1032	TRESP,381032A2K	5410439347792	100	0,45	Ginstergelb	4,8x38	Broom yellow	Jaune genêt	Bremgeel
3004	TRESP,383004A2K	5410439347853	100	0,45	Purpurrot	4,8x38	Purple red	Rouge pourpre	Purperrood
3005	TRESP,383005A2K	5410439347860	100	0,45	Weinrot	4,8x38	Wine red	Rouge vin	Wijnrood
3009	TRESP,383009A2K	5410439375764	100	0,45	Oxidrot	4,8x38	Oxide red	Rouge oxyde	Oxyderood
3011	TRESP,383011A2K	5410439324427	100	0,44	Braunrot	4,8x38	Brown red	Rouge brun	bruinrood
5003	TRESP,385003A2K	5410439642415	100	0,47	Saphirblau	4,8x38	Sappgire blue	Bleu saphir	Saffierblauw
5003	TRESP,385011A2K	5410439375771	100	0,43	Saphirblau	4,8x38	Sappgire blue	Bleu saphir	Saffierblauw
6005	TRESP,386005A2K	5410439375788	100	0,43	Moosgrün	4,8x38	Moss green	Vert mousse	Mosgroen
6009	TRESP,386009A2K	5410439375795	100	0,57	Tannengrün	4,80x60	Fir green	Vert sapin	Dennegroen
6011	TRESP,386011A2K	5410439324373	100	0,45	Resedagrün	4,8x38	Reseda green	Vert réséda	Resedagroen
6013	TRESP,386013A2K	5410439347877	100	0,45	Schilfgrün	4,8x38	Reed green	Vert jonc	Rietgroen
7001	TRESP,387001A2K	5410439347884	100	0,45	Silbergrau	4,80x38	Silver grey	Gris argent	Zilvergrijs
7006	TRESP,387006A2K	5410439324465	100	0,44	Beigerau	4,8x38	Beige grey	Gris beige	Beigegrijs
7011	TRESP,387011A2K	5410439432566	100	0,45	Eisengrau	4,8x38	Iron grey	Gris fer	Ijzergrijs
7016	TRESP,257016A2K	5410439425667	100	0,35	Anthrazitgrau	4,80x80	Anthracite grey	Gris anthracite	Antracietgrijs
7016	TRESP,327016A2K	5410439425674	100	0,40	Anthrazitgrau	4,80x80	Anthracite grey	Gris anthracite	Antracietgrijs
7016	TRESP,387016A2K	5410439428804	100	0,44	Anthrazitgrau	4,80x80	Anthracite grey	Gris anthracite	Antracietgrijs
7024	TRESP,387024A2K	5410439324380	100	0,44	Graphitgrau	4,8x38	Graphite grey	Gris graphite	Grafietgrijs
7030	TRESP,387030A2K	5410439311595	100	0,46	Steingrau	4,8x38	Stone gray	Gris pierre	Steengrijs
7032	TRESP,387032A2K	5410439347891	100	0,45	Kieselgrau	4,8x38	Pebble grey	Gris silex	Kiezelgrijs
7035	TRESP,387035A2K	5410439347952	100	0,45	Lichtgrau	4,8x38	Light grey	Gris clair	Lichtgrijs
7036	TRESP,387036A2K	5410439347969	100	0,45	Platingrau	4,8x38	Platinum grey	Gris platine	Platinagrijs
7040	TRESP,387040A2K	5410439347976	100	0,43	Fenstergrau	4,8x38	Window grey	Gris fenêtre	Venstergrijs
7042	TRESP,387042A2K	5410439347983	100	0,45	Verkehrsgrau A	4,8x38	Traffic grey A	Gris signalisation A	Verkeersgrijs A
7045	TRESP,387045A2K	5410439380263	100	0,00	Telegrau 1	4,8x38	Telegrey 1	Telegris 1	Telegrijs 1
8002	TRESP,388002A2K	5410439311588	100	0,47	Signalbraun	4,8x38	Signal brown	Brun de sécurité	Signaalbruin
8004	TRESP,388004A2K	5410439428354	100	0,46	Kupferbraun	4,80x38	Copper brown	Brun cuivré	koperbruin
8011	TRESP,388011A2K	5410439343336	100	0,43	Nußbraun	4,8x38	Nut brown	Brun noisette	Notebruin

A2 inox

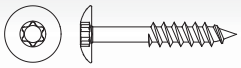

material : Stainless steel A2	**materiaal :** Inox A2	**matière :** Inox A2	**Werkstoff :** Edelstahl A2
type : T-drive TX20	**type :** T-drive TX20	**type :** six-lobes int. TX20	**Typ :** Innenvielzahn TX20
surface : coloured head after RAL	**oppervlak :** kopkleur volgens RAL	**surface :** tête colorée selon RAL	**Oberfläche :** Farbige Kopflackierung nach RAL

Technical properties / Technische gegevens /
Données techniques / Technische Daten

RAL	art code	EAN	BOX	KG/ BOX	D	Dim.	E	FR	NL
8012	TRESP,388012A2K	5410439347990	100	0,45	Rotbraun	4,8x38	Red brown	Brun gouge	Roodbruin
8014	TRESP,388014A2K	5410439348003	100	0,44	Sepiabraun	4,8x38	Sepia brown	Brun sépia	Sepiabruin
8017	TRESP,388017A2K	5410439348010	100	0,47	Schokoladenbraun	4,8x38	Chocolate brown	Brun chocolat	Chocoladebruin
8019	TRESP,388019A2K	5410439324397	100	0,44	Graubraun	4,8x38	Grey brown	Brun gris	Grijsbruin
8022	TRESP,388022A2K	5410439348027	100	0,48	Schwarzbraun	4,8x38	Black brown	Brun noir	Zwartbruin
9001	TRESP,259001A2K	5410439309813	100	0,34	Cremeweiss	4,8x38	Cream	Blanc crème	Crèmewit
9001	TRESP,329001A2K	5410439375719	100	0,39	Cremeweiss	4,8x38	Cream	Blanc crème	Crèmewit
9001	TRESP,389001A2K	5410439243070	100	0,44	Cremeweiss	4,8x38	Cream	Blanc crème	Crèmewit
9002	TRESP,389002A2K	5410439324458	100	0,44	Grauweiß	4,8x38	Grey white	Blanc gris	Grijswit
9003	TRESP,259003A2K	5410439309820	100	0,34	Signalweiss	4,8x60	Signal white	Blanc de séc.	Signaalwit
9003	TRESP,389003A2K	5410439348034	100	0,45	Signalweiss	4,8x60	Signal white	Blanc de séc.	Signaalwit
9004	TRESP,389004A2K	5410439324403	100	0,45	Signalschwarz	4,8x38	Signal black	Noir de sécurité	Signaalzwart
9005	TRESP,329005A2K	5410439375726	100	0,39	Tiefschwarz	4,8x60	Jet black	Noir foncé	Gitzwart
9005	TRESP,389005A2K	5410439375801	100	0,44	Tiefschwarz	4,8x60	Jet black	Noir foncé	Gitzwart
9006	TRESP,389006A2K	5410439348041	100	0,50	Weißaluminium	4,8x60	White aluminium	Aluminium blanc	Blank aluminiumkleurig
9010	TRESP,259010A2K	5410439242943	100	0,35	Reinweiss	4,8x60	Pure white	Blanc pur	Zuiver wit
9010	TRESP,329010A2K	5410439375733	100	0,40	Reinweiss	4,8x60	Pure white	Blanc pur	Zuiver wit
9010	TRESP,389010A2K	5410439224390	100	0,44	Reinweiss	4,8x60	Pure white	Blanc pur	Zuiver wit
9011	TRESP,389011A2K	5410439348096	100	0,45	Graphitschwarz	4,8x38	Graphite black	Noir graphite	Grafietzwart
9016	TRESP,329016A2K	5410439360883	100	0,41	Verkehrsweiß	4,8x60	Traffic white	Blanc signalisation	Verkeersswit
9016	TRESP,389016A2K	5410439324410	100	0,46	Verkehrsweiß	4,8x60	Traffic white	Blanc signalisation	Verkeersswit
9017	TRESP,389017A2K	5410439324434	100	0,45	Verkehrsschwarz	4,8x38	Traffic black	Noir signalisation	Verkeerszwart
9018	TRESP,389018A2K	5410439375818	100	0,45	Papyrusweiß	4,8x38	Papyrus white	Blanc papyrus	Papyruswit

TRUSSHEAD SCREW TX20 FOR WOOD CONSTRUCTIONS

“TRESPA” SCHROEF MET T-DRIVE

VIS DE FACADE TRESPA TX20

FASSADENSCHRAUBE “TRESPA” MIT INNENVIELZAHN TX20

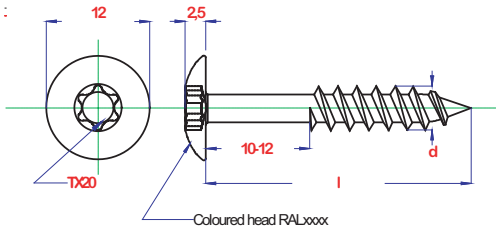

A2 inox

material : Stainless steel A2	**materiaal :** Inox A2	**matière :** Inox A2	**Werkstoff :** Edelstahl A2
type : T-drive TX20	**type :** T-drive TX20	**type :** six-lobes int. TX20	**Typ :** Innenvielzahn TX20
surface : plain	**oppervlak :** blank	**surface :** brut	**Oberfläche :** roh

Technical properties / Technische gegevens /
Données techniques / Technische Daten

art code	EAN	BOX	KG/ BOX
TRESP,48025 A2	5410439337533	100	0,33
TRESP,48032 A2	5410439337540	100	0,39
TRESP,48038 A2	5410439337557	100	0,42

pgb - BLED1

SCREW PLATE WITH 2 HOLES

BLADSCHROEF MET 2 SCHROEFGATEN

VIS A TETE DE PLAQUETTE AVEC 2 TROUS

BLATTSCHRAUBE MIT 2 LÖCHER

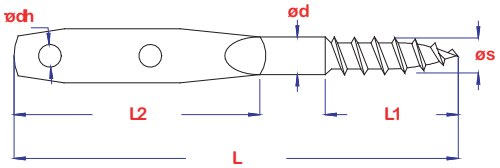

Z
zinc pl.

material : Steel	**materiaal :** Staal	**matière :** Acier	**Werkstoff :** Stahl
type :	**type :**	**type :**	**Typ :**
surface : zinc plated	**oppervlak :** verzinkt	**surface :** zingué	**Oberfläche :** verzinkt

Technical properties / Technische gegevens /
Données techniques / Technische Daten

s x l	art code	EAN	BOX	KG/ BOX	d	dh	plug	L1	L2
5,2 x 80	BLED1,52080 Z	5410439342483	100	1,02	5,2	4,8	8mm	25	45

I

pgb - BLED2

SLOT SCREW

LANGGATSCHROEF PLAT

PITON A OEIL PLAT

LANGLOCHSCHRAUBE FLACH

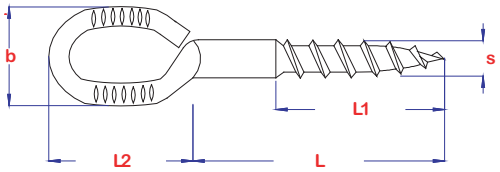

Z
zinc pl.

material : Steel	**materiaal :** Staal	**matière :** Acier	**Werkstoff :** Stahl
type :	**type :**	**type :**	**Typ :**
surface : zinc plated	**oppervlak :** verzinkt	**surface :** zingué	**Oberfläche :** verzinkt

Technical properties / Technische gegevens /
Données techniques / Technische Daten

s x l	art code	EAN	BOX	KG/ BOX	b	plug	L1	L2
6 x 50	BLED2,60050 Z	5410439342506	100	0,00	22	8mm	32	35

I

CLAMPING SCREW

KLEMNIPPEL

VIS DE CLIPSAGE

NIPPELKOPF SCHRAUBE

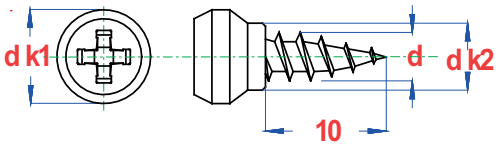

GZ yellow zinc pl.

material : Steel	**materiaal :** Staal	**matière :** Acier	**Werkstoff :** Stahl
type : standard	**type :** standaard	**type :** standard	**Typ :** Normalmass
surface : zinc plated yellow	**oppervlak :** geelverzinkt	**surface :** zingué jaune	**Oberfläche :** verzinkt gelb

Technical properties / Technische gegevens /
Données techniques / Technische Daten

d x p	art code	EAN	BOX	KG/ BOX	dk1	dk2	profile
4 x 7	KLNIP,0468 GZ	5410439432429	1000	26,00	9,5	6,8	68
4 x 7	KLNIP,0474 GZ	5410439204552	1000	33,00	10,5	7,4	74

WINDOW SCREWS COUNTERSUNK HEAD SPECIAL THREAD

VENSTERBOUWSCHROEF VERZONKEN KOP SPEC.DRAAD

VIS POUR FENETRES TÊTE FRAISÉE FILET SPÉCIAL

FENSTERBAUSCHRAUBEN SENKKOPF SPEZIALGEWINDE

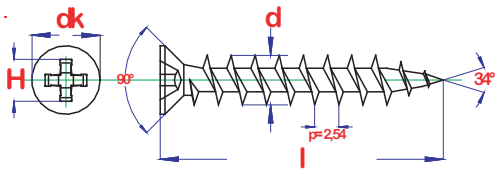

GZ yellow zinc pl.

material : Steel	**materiaal :** Staal	**matière :** Acier	**Werkstoff :** Stahl
type : spiral point	**type :** wentelpunt	**type :** pointe en spirale	**Typ :** Wendelspitze
surface : zinc plated yellow	**oppervlak :** geelverzinkt	**surface :** zingué jaune	**Oberfläche :** verzinkt gelb

Technical properties / Technische gegevens /
Données techniques / Technische Daten

d x l	art code	EAN	BOX	KG/ BOX	dk	H
4 x 16	KVSPW,40016 GZ	5410439142564	1000	10,00	7,25	nr 2
4 x 20	KVSPW,40020 GZ	5410439142588	1000	10,00	7,25	nr 2
4 x 25	KVSPW,40025 GZ	5410439142830	1000	13,00	7,25	nr 2
4 x 30	KVSPW,40030 GZ	5410439142571	1000	17,00	7,25	nr 2
4 x 35	KVSPW,40035 GZ	5410439142847	1000	20,00	7,25	nr 2
4 x 40	KVSPW,40040 GZ	5410439142854	1000	20,00	7,25	nr 2
4 x 45	KVSPW,40045 GZ	5410439204910	1000	24,00	7,25	nr 2
4 x 55	KVSPW,40055 GZ	5410439204927	1000	30,00	7,25	nr 2

WINDOW SCREWS COUNTERSUNK HEAD HI-LO THREAD

VENSTERBOUWSCHROEF VERZONKEN KOP HI-LO DRAAD

VIS POUR FENETRES TÊTE FRAISÉE FILET HI-LO

FENSTERBAUSCHRAUBE SENKKOPF HI-LO GEWINDE

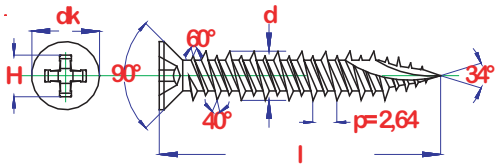

GZ yellow zinc pl.

material : Steel	**materiaal :** Staal	**matière :** Acier	**Werkstoff :** Stahl
type : with spoon point	**type :** met lepelpunt	**type :** avec pointe cuillère	**Typ :** mit Löffelspitze
surface : zinc plated yellow	**oppervlak :** geelverzinkt	**surface :** zingué jaune	**Oberfläche :** verzinkt gelb

Technical properties / Technische gegevens /
Données techniques / Technische Daten

d x l	art code	EAN	BOX	KG/ BOX	dk	H
3,9 x 19	KVHLL,39019 GZ	5410439142540	1000	11,00	7,25	nr 2
3,9 x 22	KVHLL,39022 GZ	5410439142816	1000	12,00	7,25	nr 2
3,9 x 26	KVHLL,39026 GZ	5410439142823	1000	14,00	7,25	nr 2
3,9 x 30	KVHLL,39030 GZ	5410439142649	1000	16,00	7,25	nr 2
3,9 x 35	KVHLL,39035 GZ	5410439142786	1000	19,00	7,25	nr 2
3,9 x 40	KVHLL,39040 GZ	5410439142793	1000	21,00	7,25	nr 2
3,9 x 45	KVHLL,39045 GZ	5410439142809	1000	25,00	7,25	nr 2

WINDOW SCREWS COUNTERSUNK HEAD HI-LO THREAD

VENSTERBOUWSCHROEF VERZONKEN KOP HI-LO DRAAD

VIS POUR FENETRES TÊTE FRAISÉE FILET HI-LO

FENSTERBAUSCHRAUBE SENKKOPF HI-LO GEWINDE

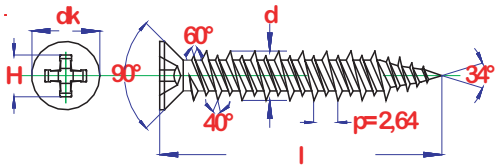

GZ yellow zinc pl.

material : Steel	**materiaal :** Staal	**matière :** Acier	**Werkstoff :** Stahl
type : with spiral point	**type :** met wentelpunt	**type :** avec pointe en spirale	**Typ :** mit Wendelspitze
surface : zinc plated yellow	**oppervlak :** geelverzinkt	**surface :** zingué jaune	**Oberfläche :** verzinkt gelb

Technical properties / Technische gegevens /
Données techniques / Technische Daten

d x l	art code	EAN	BOX	KG/ BOX	dk	H
4,3 x 16	KVHLW,43016 GZ	5410439142557	1000	10,00	7,25	nr 2
4,3 x 19	KVHLW,43019 GZ	5410439142755	1000	12,00	7,25	nr 2
4,3 x 22	KVHLW,43022 GZ	5410439204965	1000	0,00	7,25	nr 2
4,3 x 25	KVHLW,43025 GZ	5410439142748	1000	14,00	7,25	nr 2
4,3 x 30	KVHLW,43030 GZ	5410439142656	1000	19,00	7,25	nr 2
4,3 x 38	KVHLW,43038 GZ	5410439142663	1000	22,00	7,25	nr 2
4,3 x 45	KVHLW,43045 GZ	5410439142762	1000	26,00	7,25	nr 2
4,3 x 55	KVHLW,43055 GZ	5410439142779	1000	33,00	7,25	nr 2

WINDOW TEK SCREW COUNTERSUNK HEAD

ZELFBORENDE VENSTERSCHROEVEN, VERZONKEN KOP

VIS AUTOFORANTE POUR FENETRES TÊTE FRAISÉE

BOHRSCHRAUBE FENSTERBAU SENKKOPF

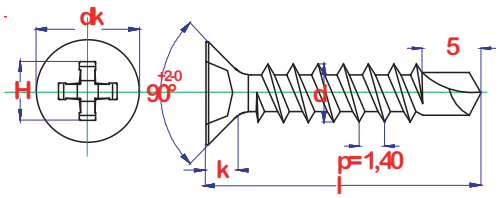

GZ yellow zinc pl.

material : Steel	**materiaal :** Staal	**matière :** Acier	**Werkstoff :** Stahl
type : standard	**type :** standaard	**type :** standard	**Typ :** Normalmass
surface : zinc plated yellow	**oppervlak :** geelverzinkt	**surface :** zingué jaune	**Oberfläche :** verzinkt gelb

Technical properties / Technische gegevens /
Données techniques / Technische Daten

d x l	art code	EAN	BOX	KG/ BOX
3,9 x 13	ZBVVK,39013 GZ	5410439204569	1000	10,00
3,9 x 16	ZBVVK,39016 GZ	5410439125802	1000	10,00
3,9 x 19	ZBVVK,39019 GZ	5410439125819	1000	12,00
3,9 x 22	ZBVVK,39022 GZ	5410439125826	1000	0,00
3,9 x 25	ZBVVK,39025 GZ	5410439125833	1000	17,00
3,9 x 32	ZBVVK,39032 GZ	5410439125840	1000	23,00
3,9 x 38	ZBVVK,39038 GZ	5410439204576	1000	24,00

WINDOW TEK SCREW COUNTERSUNK HEAD

ZELFBORENDE VENSTERSCHROEVEN, VERZONKEN KOP

VIS AUTOFORANTE POUR FENETRES TÊTE FRAISÉE

BOHRSCHRAUBE FENSTERBAU SENKKOPF

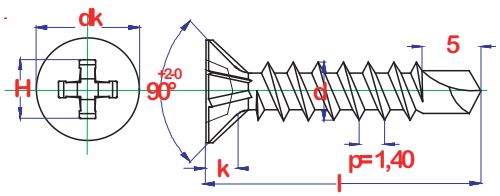

GZ yellow zinc pl.

material : Steel	**materiaal :** Staal	**matière :** Acier	**Werkstoff :** Stahl
type : with nibs	**type :** met freesribben	**type :** avec nervures	**Typ :** mit Fräserippen
surface : zinc plated yellow	**oppervlak :** geelverzinkt	**surface :** zingué jaune	**Oberfläche :** verzinkt gelb

Technical properties / Technische gegevens /
Données techniques / Technische Daten

d x l	art code	EAN	BOX	KG/ BOX
3,9 x 13	ZBVVR,39013 GZ	5410439156745	1000	0,00
3,9 x 16	ZBVVR,39016 GZ	5410439142533	1000	11,00
3,9 x 19	ZBVVR,39019 GZ	5410439156714	1000	13,00
3,9 x 25	ZBVVR,39025 GZ	5410439306546	1000	17,00
3,9 x 32	ZBVVR,39032 GZ	5410439156738	200	0,84
3,9 x 38	ZBVVR,39038 GZ	5410439142526	1000	24,00

SHELF SUPPORT

SCHABDRAGER

TAQUET

BODENTRÄGER

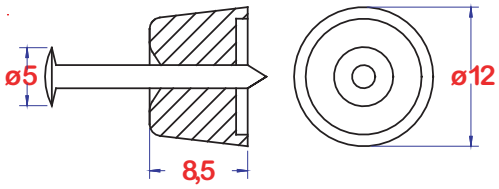

N
nylon

material : Synthetic	**materiaal :** Kunststof	**matière :** Nylon	**Werkstoff :** Kunststoff
type : round with nail	**type :** rond met nagel	**type :** rond avec clou	**Typ :** rund mit Stift
surface : white / brown	**oppervlak :** wit / bruin / zwart	**surface :** blanc / brun	**Oberfläche :** weiss / braun

Technical properties / Technische gegevens /
Données techniques / Technische Daten

RAL	art code	EAN	BOX	KG/ BOX	Duits	Engels	Frans	Nederlands
8017	00SDR,010000NB	5410439320528	100	0,12	schokoladenbraun	chocolate brown	brun chocolat	chocolade bruin
9010	00SDR,010000NW	5410439320535	100	0,12	reinweiss	pure white	blanc pur	zuiver wit

SHELF SUPPORT

SCHABDRAGER

TAQUET

BODENTRÄGER

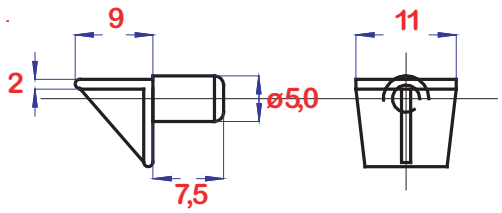

N
nylon

material : Plastic	**materiaal :** Kunststof	**matière :** Plastique	**Werkstoff :** Kunststoff
type : flat with plastic pin	**type :** plat met kunststof pin	**type :** plat avec tenon plastique	**Typ :** Einsteck mit Kunststoffzapfen
surface : different colors	**oppervlak :** diverse kleuren	**surface :** couleurs divers	**Oberfläche :** verschiedene Farben

Technical properties / Technische gegevens /
Données techniques / Technische Daten

RAL	art code	EAN	BOX	KG/ BOX	Duits	Engels	Frans	Nederlands
8017	00SDP,05 NB	5410439323611	100	0,08	schokoladenbraun	chocolate brown	brun chocolat	chocolade bruin
9010	00SDP,05 NW	5410439323604	100	0,08	reinweiss	pure white	blanc pur	zuiver wit

SHELF SUPPORT

SCHABDRAGER

TAQUET

BODENTRÄGER

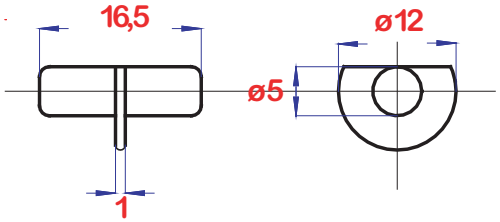

N
nylon

material : Plastic	**materiaal :** Kunststof	**matière :** Plastique	**Werkstoff :** Kunststoff
type : duplo with semi disk	**type :** duplo met halve schijf	**type :** double taquet à demi rondelle	**Typ :** duplo mit halber Mittelscheibe
surface : white colour	**oppervlak :** kleur wit	**surface :** coleur blanc	**Oberfläche :** weiss

Technical properties / Technische gegevens /
Données techniques / Technische Daten

RAL	art code	EAN	BOX	KG/ BOX	Duits	Engels	Frans	Nederlands
9010	00SDD,050516NW	5410439323598	100	0,06	reinweiss	pure white	blanc pur	zuiver wit

I

SHELF SUPPORT

SCHABDRAGER

TAQUET

BODENTRÄGER

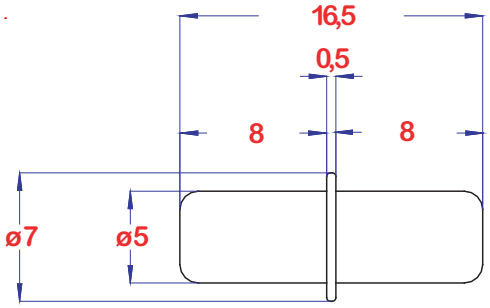

Z
zinc pl.

material : Steel	**materiaal :** Staal	**matière :** Acier	**Werkstoff :** Stahl
type : duplo	**type :** duplo	**type :** double	**Typ :** duplo
surface : zinc plated	**oppervlak :** verzinkt	**surface :** zingué	**Oberfläche :** verzinkt

Technical properties / Technische gegevens /
Données techniques / Technische Daten

art code	EAN	BOX	KG/ BOX
00SDD,050516Z	5410439320542	100	0,26

I

WOODEN DOWEL

HOUTEN MEUBELPLUG

CHEVILLE EN BOIS

HOLZDÜBEL

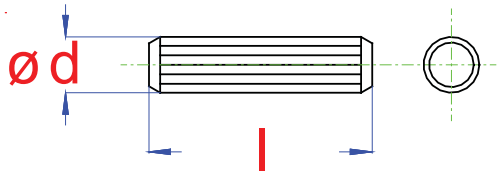

WO
wood

material : Wood	**materiaal :** Hout	**matière :** Bois	**Werkstoff :** Holz
type : standard	**type :** standaard	**type :** standard	**Typ :** Normalmass
surface :	**oppervlak :**	**surface :**	**Oberfläche :**

d x l	art code	EAN	BOX	KG/ BOX
6 x 30	68150,06030 HO	5410439320641	100	0,00
8 x 40	68150,08040 HO	5410439320658	100	0,00

d x l	art code	EAN	BOX	KG/ BOX
10 x 40	68150,10040 HO	5410439320665	100	0,00

WEDGE

WATERPASLATJE

CALLE DE NIVEAU

MOBELKEILE

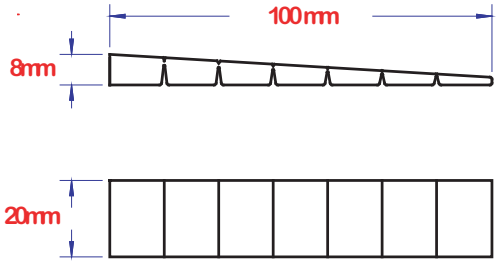

N
nylon

material : Synthetic **type :** **surface :** brown	**materiaal :** Kunststof **type :** **oppervlak :** bruin	**matière :** Synthétique **type :** **surface :** brun	**Werkstoff :** Kunststoff **Typ :** **Oberfläche :** braun

Technical properties / Technische gegevens /
Données techniques / Technische Daten

b x l	art code	EAN	BOX	KG/ BOX
20 x 100	00WPL,20100 N	5410439340588	500	20,00

J PINS - RIVETS

PENNEN, STIFTEN, SPIEEN - GOUPILLES, RIVETS - STIFTEN, NIETEN

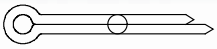	**Din 94 (09/1983) *** EN 1234 (11/1997) **	COTTER PIN SPLITPEN GOUPILLE FENDUE SPLINTE	p. 567
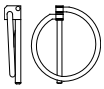	**pgb - BORGP**	COMMERCIAL LINCH PIN with round spring ring STANDAARD BORGPEN met ronde ring GOUPILLE ABATTANTE avec ressort rond STANDARD-KLAPPSPLINTE mit rundem Federing	p. 571
	Din 11023	LINCH PIN BORGPEN GOUPILLE ABATTANTE KLAPPSTECKER	p. 572
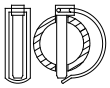	**pgb - BRGPB**	LINCH PINS for tubes BORGPEN voor buis GOUPILLE ABATTANTE pour tubes ROHR-KLAPPSPLINTE	p. 573
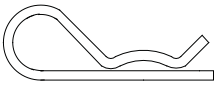	**pgb - BORGV**	SPRING PIN standard STANDAARD BORGVEER GOUPILLE RESSORT FEDERSTECKER handelsübliche Kwalität	p. 574
	pgb - BRGVD	SPRING PIN double type BORGVEER DUBBEL GOUPILLE DOUBLE FEDERSTECKER doppelt	p. 575
	**DIN 1481** ISO 8752 (10-2009)	SPRING PIN heavy type SPANSTIFT zware uitvoering GOUPILLE ELASTIQUE finition lourde SPANNSTIFT schwere Ausführung	p. 576
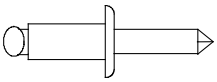	**Din 7337A**	BLIND RIVET dome head BLINDKLINKNAGEL platbolkop RIVET AVEUGLE tête plate bombée BLINDNIET Flachrundkopf	p. 581
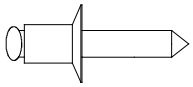	**Din 7337B**	BLIND RIVET countersunk head BLINDKLINKNAGEL vezonkenkop RIVET AVEUGLE tête fraisée BLINDNIET Senkkopf	p. 596
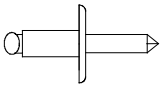	**Din 7337C**	BLIND RIVET large dome head BLINDKLINKNAGEL grote kop RIVET AVEUGLE tête large BLINDNIET grosser Flachrundkopf	p. 598
	pgb - BKM10	BLIND RIVET NUT flat head open type BLINDKLINKMOER cilinderkop open type ECROU à SERTIR tête plate extrémité ouverte BLINDNIETMUTTERN Flachkopf Schaftende offen	p. 601
	pgb - TNG10 Operating tool	OPERATING TOOL for blind rivet HANDTANG voor blindklinknagel PINCE à RIVETER pour rivet aveugle BLINDNIETZANGE	p. 604
	pgb - TNG20 Operating tool	OPERATING TOOL for blind rivet nut/bolt HANDTANG voor blindklinkmoer/bout PINCE à RIVETER pour écrou/goujon HANDNIETZANGE für Blindnietmutter/schraube	p. 606
	pgb -TNG30 Operating tool	PNEUMATIC-HYDRAULIC setting tool PNEUMATISCH APPARAAT vr blindklinknagel/moer/bout PISTOLET OLEO-PNEUMATIQUE PNEUMATISCH-HYDRAULISCHES Setzgerät	p. 609
	pgb - TNG40 Operating tool	BATTERY RIVETER for blind rivet ACCU APPARAAT vr blindklinknagel RIVETEUSE à ACCU pour rivet aveugle AKKU GERÄT für Blindniete	p. 611
	pgb - TNG50 Operating tool	BATTERY RIVETER blind rivet ACCU-APPARAAT (nieuw model) blndklnkngl RIVETEUSE sur BATTERIE rivet aveugle AKKU-GERÄT(neu Model) blindniete	p. 612

Din 94 (09/1983) *

EN 1234 (11/1997) **

COTTER PIN

SPLITPEN

GOUPILLE FENDUE

SPLINTE

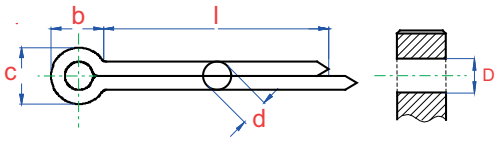

Z
zinc pl.

material : Steel	**materiaal :** Staal	**matière :** Acier	**Werkstoff :** Stahl
type : standard	**type :** standaard	**type :** standard	**Typ :** normalmass
surface : zinc plated	**oppervlak :** verzinkt	**surface :** zingué	**Oberfläche :** verzinkt

Technical properties / Technische gegevens / Données techniques / Technische Daten

D	b env	c max	d_max
D 1,2	3	2	1
D 1,6	3.2	2.8	1.4
D 2	4	3.6	1.8
D 2,5	5	4.6	2.3
D 3,2	6.4	5.8	2.9
D 4	8	7.4	3.7
D 5	10	9.2	4.6
D 6,3	12.6	11.8	5.9
D 8	16	15	7.5
D 10	20	19	9.5
D 13	26	24.8	12.4

* Cancelled since 11/1997 ** Identical
* Vervallen vanaf 11/1997 ** Identiek
* Retiré à partir de 11/1997 ** Identique
* Veraltet ab 11/1997 ** Identisch Austauschbar

D x l	art code	EAN	BOX	KG/ BOX
1,2 x 20	00094,012020Z	5410439112529	500	0,50
1,6 x 16	00094,016016Z	5410439019590	500	0,75
1,6 x 18	00094,016018Z	5410439019606	500	0,75
1,6 x 20	00094,016020Z	5410439019620	500	0,75
1,6 x 25	00094,016025Z	5410439019644	500	1,75
1,6 x 32	00094,016032Z	5410439019668	500	1,00
2 x 16	00094,020016Z	5410439019675	500	1,25
2 x 18	00094,020018Z	5410439019682	500	1,00
2 x 20	00094,020020Z	5410439019699	500	1,00
2 x 22	00094,020022Z	5410439019705	500	1,25
2 x 25	00094,020025Z	5410439019712	500	1,75
2 x 28	00094,020028Z	5410439019729	500	1,50
2 x 32	00094,020032Z	5410439019736	500	2,00
2 x 36	00094,020036Z	5410439019743	500	2,00
2 x 40	00094,020040Z	5410439019750	500	2,50
2 x 50	00094,020050Z	5410439110013	500	3,00
2,5 x 16	00094,025016Z	5410439019767	500	2,25
2,5 x 18	00094,025018Z	5410439019774	500	2,25

D x l	art code	EAN	BOX	KG/ BOX
2,5 x 20	00094,025020Z	5410439019781	500	2,25
2,5 x 25	00094,025025Z	5410439019804	500	2,75
2,5 x 28	00094,025028Z	5410439019811	500	3,00
2,5 x 32	00094,025032Z	5410439019828	500	3,00
2,5 x 36	00094,025036Z	5410439019835	500	4,00
2,5 x 40	00094,025040Z	5410439019842	500	3,75
2,5 x 45	00094,025045Z	5410439019859	500	3,50
2,5 x 50	00094,025050Z	5410439019866	500	4,50
3,2 x 10	00094,032010Z	5410439126694	200	0,40
3,2 x 16	00094,032016Z	5410439126700	200	0,52
3,2 x 20	00094,032020Z	5410439304986	200	0,56
3,2 x 25	00094,032025Z	5410439019903	200	0,72
3,2 x 32	00094,032032Z	5410439019927	200	0,80
3,2 x 36	00094,032036Z	5410439019934	200	0,84
3,2 x 40	00094,032040Z	5410439019958	200	0,88
3,2 x 45	00094,032045Z	5410439019972	200	1,04
3,2 x 50	00094,032050Z	5410439019996	200	1,04
3,2 x 56	00094,032056Z	5410439126717	200	1,20

J

Z
zinc pl.

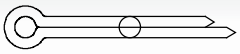

material : Steel	**materiaal :** Staal	**matière :** Acier	**Werkstoff :** Stahl
type : standard	**type :** standaard	**type :** standard	**Typ :** normalmass
surface : zinc plated	**oppervlak :** verzinkt	**surface :** zingué	**Oberfläche :** verzinkt

D x l	art code	EAN	BOX	KG/ BOX
3,2 x 63	00094,032063Z	5410439112550	200	1,44
4 x 16	00094,040016Z	5410439126724	200	1,00
4 x 20	00094,040020Z	5410439020015	200	1,20
4 x 25	00094,040025Z	5410439020039	200	1,24
4 x 28	00094,040028Z	5410439020046	200	1,28
4 x 32	00094,040032Z	5410439020060	200	1,40
4 x 36	00094,040036Z	5410439020077	200	1,52
4 x 40	00094,040040Z	5410439020091	200	1,68
4 x 45	00094,040045Z	5410439020114	200	1,88
4 x 50	00094,040050Z	5410439020121	200	1,92
4 x 56	00094,040056Z	5410439020138	200	2,16
4 x 63	00094,040063Z	5410439020145	200	2,36
4 x 71	00094,040071Z	5410439020152	200	2,68
4 x 80	00094,040080Z	5410439020169	200	3,04
5 x 25	00094,050025Z	5410439020183	200	1,92
5 x 28	00094,050028Z	5410439020190	200	2,12
5 x 32	00094,050032Z	5410439020206	200	2,28
5 x 36	00094,050036Z	5410439020213	200	2,44
5 x 40	00094,050040Z	5410439020220	200	2,56
5 x 45	00094,050045Z	5410439020237	200	3,16
5 x 50	00094,050050Z	5410439020251	200	3,36
5 x 56	00094,050056Z	5410439020268	200	3,36
5 x 63	00094,050063Z	5410439020282	200	3,52
5 x 71	00094,050071Z	5410439020305	200	4,16
5 x 80	00094,050080Z	5410439020329	200	4,60
5 x 90	00094,050090Z	5410439020336	200	5,72
5 x 100	00094,050100Z	5410439020343	200	6,28
6,3 x 32	00094,063032Z	5410439020350	200	3,80
6,3 x 36	00094,063036Z	5410439020367	200	4,24
6,3 x 40	00094,063040Z	5410439020374	200	4,16
6,3 x 45	00094,063045Z	5410439020381	200	5,32

D x l	art code	EAN	BOX	KG/ BOX
6,3 x 50	00094,063050Z	5410439020398	200	5,12
6,3 x 56	00094,063056Z	5410439020404	200	5,48
6,3 x 63	00094,063063Z	5410439020411	200	6,44
6,3 x 71	00094,063071Z	5410439020428	200	6,68
6,3 x 80	00094,063080Z	5410439020435	200	7,72
6,3 x 90	00094,063090Z	5410439020442	200	8,32
6,3 x 100	00094,063100Z	5410439020459	200	9,16
6,3 x 112	00094,063112Z	5410439020466	200	9,32
6,3 x 125	00094,063125Z	5410439020473	200	10,36
8 x 40	00094,080040Z	5410439020480	100	1,99
8 x 50	00094,080050Z	5410439020503	100	2,37
8 x 56	00094,080056Z	5410439020510	100	2,65
8 x 63	00094,080063Z	5410439020527	100	2,78
8 x 71	00094,080071Z	5410439020534	100	3,12
8 x 80	00094,080080Z	5410439020541	100	3,37
8 x 90	00094,080090Z	5410439020558	100	3,69
8 x 100	00094,080100Z	5410439020565	100	4,03
8 x 112	00094,080112Z	5410439020572	100	4,36
8 x 125	00094,080125Z	5410439020589	100	5,12
8 x 140	00094,080140Z	5410439020596	100	5,68
10 x 63	00094,100063Z	5410439020619	100	4,95
10 x 71	00094,100071Z	5410439020626	100	5,33
10 x 80	00094,100080Z	5410439020633	100	5,99
10 x 90	00094,100090Z	5410439020640	100	6,60
10 x 100	00094,100100Z	5410439020657	100	13,51
10 x 112	00094,100112Z	5410439020664	100	7,65
10 x 125	00094,100125Z	5410439020671	100	8,10
10 x 140	00094,100140Z	5410439020688	100	9,02
13 x 100	00094,130100Z	5410439020701	50	2,78
13 x 125	00094,130125Z	5410439020725	25	0,89
13 x 160	00094,130160Z	5410439436007	25	1,04

Din 94 (09/1983) *

EN 1234 (11/1997) **

COTTER PIN

SPLITPEN

GOUPILLE FENDUE

SPLINTE

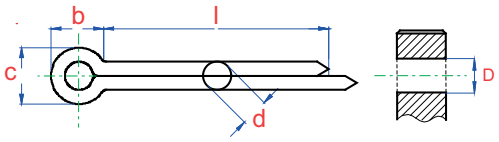

A2 inox

material : Stainless steel A2	**materiaal :** Inox A2	**matière :** Inox A2	**Werkstoff :** Edelstahl A2
type : standard	**type :** standard	**type :** standard	**Typ :** Normalmass
surface : plain	**oppervlak :** blank	**surface :** brut	**Oberfläche :** roh

Technical properties / Technische gegevens / Données techniques / Technische Daten

D	b env	c max	d_max
D 1,6	3.2	2.8	1.4
D 2	4	3.6	1.8
D 2,5	5	4.6	2.3
D 3,2	6.4	5.8	2.9
D 4	8	7.4	3.7
D 5	10	9.2	4.6
D 6,3	12.6	11.8	5.9

* Cancelled since 11/1997 ** Identical
* Vervallen vanaf 11/1997 ** Identiek
* Retiré à partir de 11/1997 ** Identique
* Veraltet ab 11/1997 ** Identisch Austauschbar

D x l	art code	EAN	BOX	KG/ BOX
1,6 x 16	00094,016016A2	5410439108683	200	0,12
1,6 x 20	00094,016020A2	5410439019613	200	0,12
1,6 x 25	00094,016025A2	5410439108713	200	0,16
1,6 x 32	00094,016032A2	5410439108737	200	0,20
2 x 16	00094,020016A2	5410439108805	200	0,16
2 x 20	00094,020020A2	5410439108829	200	0,16
2 x 25	00094,020025A2	5410439108843	200	0,20
2 x 32	00094,020032A2	5410439108867	200	0,28
2 x 36	00094,020036A2	5410439108874	500	2,00
2 x 40	00094,020040A2	5410439108881	500	2,25
2,5 x 16	00094,025016A2	5410439108935	200	0,36
2,5 x 20	00094,025020A2	5410439108959	200	0,36
2,5 x 25	00094,025025A2	5410439108973	200	0,44
2,5 x 32	00094,025032A2	5410439109000	200	0,56
2,5 x 36	00094,025036A2	5410439304597	200	0,52
2,5 x 40	00094,025040A2	5410439109017	200	0,52
2,5 x 50	00094,025050A2	5410439109031	200	0,56
3,2 x 16	00094,032016A2	5410439109048	200	0,48
3,2 x 20	00094,032020A2	5410439109055	200	0,56
3,2 x 25	00094,032025A2	5410439101509	200	0,64
3,2 x 32	00094,032032A2	5410439107631	200	0,76

D x l	art code	EAN	BOX	KG/ BOX
3,2 x 36	00094,032036A2	5410439305204	200	0,84
3,2 x 40	00094,032040A2	5410439109086	200	0,92
3,2 x 45	00094,032045A2	5410439109093	200	1,04
3,2 x 50	00094,032050A2	5410439109109	200	1,12
3,2 x 56	00094,032056A2	5410439109116	200	1,20
3,2 x 63	00094,032063A2	5410439109123	200	1,32
4 x 16	00094,040016A2	5410439109130	200	0,88
4 x 20	00094,040020A2	5410439109147	200	1,04
4 x 25	00094,040025A2	5410439109161	200	1,20
4 x 32	00094,040032A2	5410439109185	200	1,44
4 x 36	00094,040036A2	5410439109192	200	1,60
4 x 40	00094,040040A2	5410439109208	200	1,76
4 x 45	00094,040045A2	5410439109215	200	1,92
4 x 50	00094,040050A2	5410439109222	200	1,92
4 x 56	00094,040056A2	5410439109239	200	2,36
4 x 63	00094,040063A2	5410439109246	200	2,64
5 x 32	00094,050032A2	5410439109345	100	0,60
5 x 36	00094,050036A2	5410439109352	100	0,66
5 x 40	00094,050040A2	5410439109369	100	0,72
5 x 50	00094,050050A2	5410439109383	100	0,86
5 x 56	00094,050056A2	5410439109390	100	0,94

A2 inox

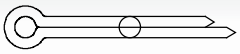

material : Stainless steel A2	**materiaal :** Inox A2	**matière :** Inox A2	**Werkstoff :** Edelstahl A2
type : standard	**type :** standard	**type :** standard	**Typ :** Normalmass
surface : plain	**oppervlak :** blank	**surface :** brut	**Oberfläche :** roh

D x l	art code	EAN	BOX	KG/ BOX
5 x 63	00094,050063A2	5410439109406	100	1,04
6,3 x 40	00094,063040A2	5410439109505	100	1,04
6,3 x 50	00094,063050A2	5410439109529	100	1,25

D x l	art code	EAN	BOX	KG/ BOX
6,3 x 63	00094,063063A2	5410439109550	100	1,52
6,3 x 71	00094,063071A2	5410439109567	100	1,68

COMMERCIAL LINCH PIN WITH ROUND SPRING RING

STANDAARD BORGPEN MET RONDE RING

GOUPILLE ABATTANTE AVEC RESSORT ROND

STANDARD-KLAPPSPLINTE MIT RUNDEM FEDERING

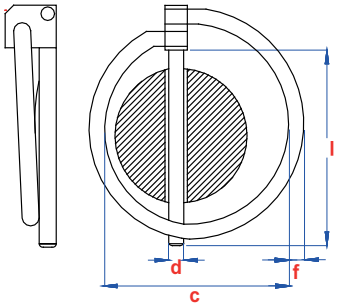

Z
zinc pl.

material : Steel	**materiaal :** Staal	**matière :** Acier	**Werkstoff :** Stahl
type : standard	**type :** standaard	**type :** standard	**Typ :** normalmass
surface : zinc plated	**oppervlak :** verzinkt	**surface :** zingué	**Oberfläche :** verzinkt

Technical properties / Technische gegevens / Données techniques / Technische Daten

d	c	f
d 4,5	34	3,4
d 6	41	
d 7		
d 8		
d 9		
d 10		
d 11		

d x l	art code	EAN	BOX	KG/ BOX
4,5 x 32	BORGP,0450 Z	5410439133142	50	0,35
6 x 42	BORGP,0600 Z	5410439133159	50	0,63
7 x 42	BORGP,0700 Z	5410439139137	50	0,75
8 x 42	BORGP,0800 Z	5410439133166	50	0,88

d x l	art code	EAN	BOX	KG/ BOX
9 x 42	BORGP,0900 Z	5410439133173	50	0,95
10 x 42	BORGP,1000 Z	5410439133180	50	1,10
11 x 42	BORGP,1100 Z	5410439140744	50	1,15

Din 11023

LINCH PIN

BORGPEN

GOUPILLE ABATTANTE

KLAPPSTECKER

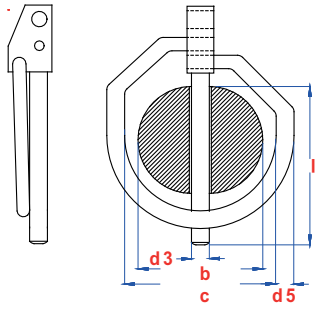

Z
zinc pl.

material : Spring steel	**materiaal :** veerstaal	**matière :** Acier ressort	**Werkstoff :** Federstahl
type : standard	**type :** standaard	**type :** standard	**Typ :** normalmass
surface : zinc plated	**oppervlak :** verzinkt	**surface :** zingué	**Oberfläche :** verzinkt

Technical properties / Technische gegevens / Données techniques / Technische Daten

D	b	c	d3	d5
D 5	25	31	4,5	2,5
D 6	32	45	5,5	3,6
D 8			7,5	3,6
D 10			9,5	3,6

D x l	art code	EAN	BOX	KG/ BOX
5 x 32	11023,05 Z	5410439188852	50	0,58
6 x 42	11023,06 Z	5410439188869	50	0,80

D x l	art code	EAN	BOX	KG/ BOX
8 x 42	11023,08 Z	5410439188876	50	0,93
10 x 45	11023,10 Z	5410439188883	50	1,33

LINCH PINS FOR TUBES

BORGPEN VOOR BUIS

GOUPILLE ABATTANTE POUR TUBES

ROHR-KLAPPSPLINTE

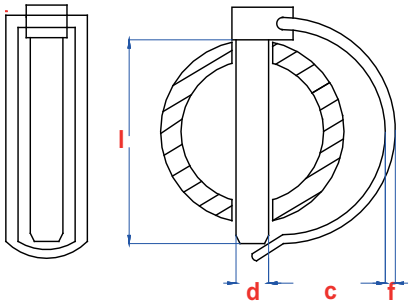

Z
zinc pl.

material : Steel	**materiaal :** Staal	**matière :** Acier	**Werkstoff :** Stahl
type : standard	**type :** standaard	**type :** standard	**Typ :** normalmass
surface : zinc plated	**oppervlak :** verzinkt	**surface :** zingué	**Oberfläche :** verzinkt

Technical properties / Technische gegevens /
Données techniques / Technische Daten

d x l	art code	EAN	BOX	KG/ BOX	c
6 x 45	BRGPB,06045 Z	5410439204156	100	2,90	22
8 x 40	BRGPB,08040 Z	5410439204163	100	3,00	18
8 x 45	BRGPB,08045 Z	5410439204170	100	3,20	22
8 x 50	BRGPB,08050 Z	5410439204187	100	4,80	25

pgb - BORGV

SPRING PIN STANDARD

STANDAARD BORGVEER

GOUPILLE RESSORT

FEDERSTECKER HANDELSÜBLICHE KWALITÄT

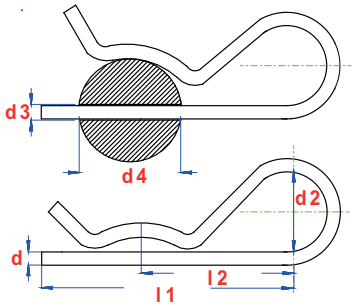

Z
zinc pl.

material : Spring steel	**materiaal :** Veerstaal	**matière :** Acier ressort	**Werkstoff :** Federstahl
type : single type	**type :** enkelvoudig	**type :** simple	**Typ :** einfach
surface : zinc plated	**oppervlak :** verzinkt	**surface :** zingué	**Oberfläche :** verzinkt

Technical properties / Technische gegevens /
Données techniques / Technische Daten

d x	art code	EAN	BOX	KG/ BOX	d2	d3	d4	l1	l2
2 x	BORGV,0200 Z	5410439087605	250	2,00	10	2,5	9/14	50	25
3 x	BORGV,0300 Z	5410439087629	100	0,94	18	3,5	10/16	60	28
4 x	BORGV,0400 Z	5410439087643	100	1,95	20	4,5	16/20	60	30
5 x	BORGV,0500 Z	5410439087667	100	3,47	24	6	20/28	85	40
6 x	BORGV,0600 Z	5410439087674	50	1,55	30	7	28/40	105	50
7 x	BORGV,0700 Z	5410439087681	25	0,55	30	8	28/45	105	50
8 x	BORGV,0800 Z	5410439087698	25	0,66	28	9	30/45	110	55

A2
inox

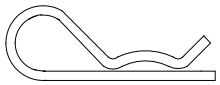

material : Stainless steel A2	**materiaal :** Inox A2	**matière :** Inox A2	**Werkstoff :** Edelstahl A2
type : single type	**type :** enkelvoudig	**type :** simple	**Typ :** einfach
surface : plain	**oppervlak :** blank	**surface :** brut	**Oberfläche :** roh

Technical properties / Technische gegevens /
Données techniques / Technische Daten

d x	art code	EAN	BOX	KG/ BOX	d2	d3	d4	l1	l2
2 x	BORGV,0200 A2	5410439087599	250	1,80	10	2,5	9/14	50	25
3 x	BORGV,0300 A2	5410439087612	250	5,55	18	3,5	10/16	60	28
4 x	BORGV,0400 A2	5410439087636	100	1,65	20	4,5	16/20	60	30
5 x	BORGV,0500 A2	5410439087650	100	3,30	24	6	20/28	85	40
6 x	BORGV,0600 A2	5410439182416	50	0,00	30	7	28/40	105	50

SPRING PIN DOUBLE TYPE

BORGVEER DUBBEL

GOUPILLE DOUBLE

FEDERSTECKER DOPPELT

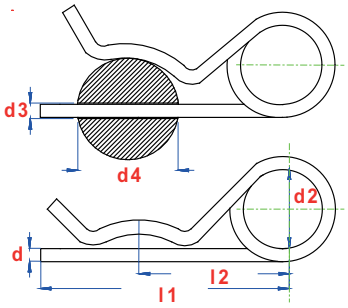

Z
zinc pl.

material : Spring steel	**materiaal :** Veerstaal	**matière :** Acier ressort	**Werkstoff :** Federstahl
type : standard	**type :** standaard	**type :** standard	**Typ :** normalmass
surface : zinc plated	**oppervlak :** verzinkt	**surface :** zingué	**Oberfläche :** verzinkt

Technical properties / Technische gegevens /
Données techniques / Technische Daten

d x	art code	EAN	BOX	KG/ BOX	d2	d3	d4	l1	l2
2 x	BRGVD,0200 Z	5410439087704	100	0,44	10	2,5	8/14	50	25
3 x	BRGVD,0300 Z	5410439087711	100	1,29	16	3,5	14/20	62	32
4 x	BRGVD,0400 Z	5410439087728	100	2,76	23	4,5	17/24	78	44
5 x	BRGVD,0500 Z	5410439087735	50	0,75	26	5,5	18/30	92	50
6 x	BRGVD,0600 Z	5410439087742	25	0,28	30	6,5	24/36	120	70
7 x	BRGVD,0700 Z	5410439087759	25	0,53	30	8	24/40	130	72
8 x	BRGVD,0800 Z	5410439182423	25	1,09	30	9	24/45	130	76

DIN 1481

ISO 8752 (10-2009)

SPRING PIN HEAVY TYPE

SPANSTIFT ZWARE UITVOERING

GOUPILLE ELASTIQUE FINITION LOURDE

SPANNSTIFT SCHWERE AUSFÜHRUNG

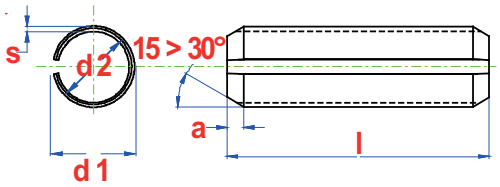

S
steel

material : Spring steel	**materiaal :** Veerstaal	**matière :** Acier ressort	**Werkstoff :** Federstahl
type : standard	**type :** standaard	**type :** standard	**Typ :** normalmass
surface : plain	**oppervlak :** blank	**surface :** brut	**Oberfläche :** roh

Technical properties / Technische gegevens / Données techniques / Technische Daten

N	a max	d1 max	d2 env	s env	Nom max
N 2	0.55	2.4	1.5	0.4	2
N 3	0.7	3.5	2.1	0.6	3
N 4	0.85	4..6	2.8	0.8	4
N 5	1.1	5.6	3.4	1	5
N 6	1.4	6.7	4	1.2	6
N 8	2.4	8.8	5.5	1.5	8
N 10		10.8	6.5	2	10
N 12		12.8	7.5	2.5	12

N x l	art code	EAN	BOX	KG/ BOX
2 x 6	01481,02006 S	5410439132381	2000	4,00
2 x 8	01481,02008 S	5410439071017	2000	4,00
2 x 10	01481,02010 S	5410439071024	2000	8,00
2 x 12	01481,02012 S	5410439071031	2000	8,00
2 x 14	01481,02014 S	5410439071048	2000	8,00
2 x 16	01481,02016 S	5410439071055	2000	8,00
2 x 18	01481,02018 S	5410439071062	2000	12,00
2 x 20	01481,02020 S	5410439071079	1000	4,00
2 x 24	01481,02024 S	5410439135429	1000	4,00
2 x 26	01481,02026 S	5410439139250	1000	4,00
2 x 30	01481,02030 S	5410439071116	1000	5,00
3 x 6	01481,03006 S	5410439132404	1000	2,00
3 x 8	01481,03008 S	5410439071154	1000	3,00
3 x 10	01481,03010 S	5410439071161	1000	3,00
3 x 12	01481,03012 S	5410439071178	1000	4,00
3 x 14	01481,03014 S	5410439071185	1000	5,00
3 x 16	01481,03016 S	5410439071192	1000	5,00
3 x 18	01481,03018 S	5410439071208	1000	6,00
3 x 20	01481,03020 S	5410439071215	1000	7,00
3 x 22	01481,03022 S	5410439071222	1000	8,00

N x l	art code	EAN	BOX	KG/ BOX
3 x 24	01481,03024 S	5410439188685	1000	8,00
3 x 26	01481,03026 S	5410439150392	1000	9,00
3 x 28	01481,03028 S	5410439071246	1000	10,00
3 x 30	01481,03030 S	5410439071253	1000	11,00
3 x 32	01481,03032 S	5410439071260	500	2,75
3 x 36	01481,03036 S	5410439188692	500	3,25
3 x 40	01481,03040 S	5410439071284	500	3,50
4 x 8	01481,04008 S	5410439071314	1000	5,00
4 x 10	01481,04010 S	5410439071321	1000	6,00
4 x 12	01481,04012 S	5410439071338	1000	7,00
4 x 14	01481,04014 S	5410439071345	1000	8,00
4 x 16	01481,04016 S	5410439071352	1000	10,00
4 x 18	01481,04018 S	5410439071369	1000	11,00
4 x 20	01481,04020 S	5410439071376	1000	23,00
4 x 22	01481,04022 S	5410439071383	1000	13,00
4 x 24	01481,04024 S	5410439146180	1000	14,00
4 x 26	01481,04026 S	5410439168571	1000	15,00
4 x 28	01481,04028 S	5410439071406	1000	17,00
4 x 30	01481,04030 S	5410439071413	1000	18,00
4 x 32	01481,04032 S	5410439071420	500	5,00

S
steel



material : Spring steel	**materiaal :** Veerstaal	**matière :** Acier ressort	**Werkstoff :** Federstahl
type : standard	**type :** standaard	**type :** standard	**Typ :** normalmass
surface : plain	**oppervlak :** blank	**surface :** brut	**Oberfläche :** roh

N x l	art code	EAN	BOX	KG/ BOX
4 x 36	01481,04036 S	5410439071437	500	5,50
4 x 40	01481,04040 S	5410439071444	500	6,25
4 x 45	01481,04045 S	5410439071451	500	6,75
4 x 50	01481,04050 S	5410439071468	500	7,50
5 x 10	01481,05010 S	5410439071505	500	2,25
5 x 12	01481,05012 S	5410439071512	500	2,75
5 x 14	01481,05014 S	5410439071529	500	3,25
5 x 16	01481,05016 S	5410439071536	500	3,75
5 x 18	01481,05018 S	5410439071543	500	4,25
5 x 20	01481,05020 S	5410439071550	500	4,75
5 x 22	01481,05022 S	5410439071567	500	5,25
5 x 24	01481,05024 S	5410439182478	500	5,75
5 x 26	01481,05026 S	5410439071574	500	6,00
5 x 28	01481,05028 S	5410439071581	500	6,50
5 x 30	01481,05030 S	5410439071598	500	7,00
5 x 32	01481,05032 S	5410439071604	500	7,50
5 x 36	01481,05036 S	5410439154635	500	8,50
5 x 40	01481,05040 S	5410439071628	500	9,25
5 x 45	01481,05045 S	5410439071635	500	10,50
5 x 50	01481,05050 S	5410439071642	500	11,75
5 x 55	01481,05055 S	5410439071659	500	13,00
5 x 60	01481,05060 S	5410439071666	500	14,75
5 x 70	01481,05070 S	5410439071680	500	16,50
5 x 80	01481,05080 S	5410439071703	500	18,75
6 x 12	01481,06012 S	5410439071727	500	4,25
6 x 14	01481,06014 S	5410439071734	500	4,25
6 x 16	01481,06016 S	5410439071741	500	5,50
6 x 18	01481,06018 S	5410439071758	500	6,25
6 x 20	01481,06020 S	5410439071765	500	7,00
6 x 22	01481,06022 S	5410439071772	500	7,50
6 x 24	01481,06024 S	5410439182485	500	8,25
6 x 26	01481,06026 S	5410439173391	500	9,00
6 x 28	01481,06028 S	5410439071796	500	9,75
6 x 30	01481,06030 S	5410439071802	500	9,75
6 x 32	01481,06032 S	5410439071819	250	2,75
6 x 36	01481,06036 S	5410439182492	250	3,13
6 x 40	01481,06040 S	5410439071833	250	3,38
6 x 45	01481,06045 S	5410439071840	250	3,68
6 x 50	01481,06050 S	5410439071857	250	4,00
6 x 55	01481,06055 S	5410439071864	250	4,75
6 x 60	01481,06060 S	5410439071871	250	5,18
6 x 65	01481,06065 S	5410439071888	250	5,63
6 x 70	01481,06070 S	5410439071895	250	5,88

N x l	art code	EAN	BOX	KG/ BOX
6 x 80	01481,06080 S	5410439071918	100	1,11
6 x 100	01481,06100 S	5410439071932	100	1,31
8 x 16	01481,08016 S	5410439071970	500	9,00
8 x 18	01481,08018 S	5410439071987	500	10,00
8 x 20	01481,08020 S	5410439071994	500	11,25
8 x 22	01481,08022 S	5410439072007	500	11,50
8 x 24	01481,08024 S	5410439182508	500	13,50
8 x 26	01481,08026 S	5410439173407	500	14,50
8 x 28	01481,08028 S	5410439072021	500	15,75
8 x 30	01481,08030 S	5410439072038	500	16,75
8 x 32	01481,08032 S	5410439072045	250	4,50
8 x 36	01481,08036 S	5410439173414	250	4,88
8 x 40	01481,08040 S	5410439072069	250	5,55
8 x 45	01481,08045 S	5410439072076	250	6,30
8 x 50	01481,08050 S	5410439072083	250	7,00
8 x 55	01481,08055 S	5410439072090	250	7,68
8 x 60	01481,08060 S	5410439072106	250	8,38
8 x 65	01481,08065 S	5410439072113	250	9,05
8 x 70	01481,08070 S	5410439072120	250	9,80
8 x 80	01481,08080 S	5410439072144	100	1,80
8 x 90	01481,08090 S	5410439072151	100	2,01
8 x 100	01481,08100 S	5410439072168	50	0,56
10 x 20	01481,10020 S	5410439072175	250	4,63
10 x 24	01481,10024 S	5410439168588	250	5,25
10 x 26	01481,10026 S	5410439182515	250	6,00
10 x 28	01481,10028 S	5410439072205	250	6,43
10 x 30	01481,10030 S	5410439072212	250	6,93
10 x 32	01481,10032 S	5410439072229	100	1,18
10 x 36	01481,10036 S	5410439182447	100	1,33
10 x 40	01481,10040 S	5410439072243	100	1,43
10 x 45	01481,10045 S	5410439072250	100	1,66
10 x 50	01481,10050 S	5410439072267	100	1,84
10 x 55	01481,10055 S	5410439072274	100	2,03
10 x 60	01481,10060 S	5410439072281	100	2,21
10 x 65	01481,10065 S	5410439072298	100	2,40
10 x 70	01481,10070 S	5410439072304	100	2,47
10 x 75	01481,10075 S	5410439072311	100	2,77
10 x 80	01481,10080 S	5410439072328	50	0,72
10 x 90	01481,10090 S	5410439072335	50	0,83
10 x 100	01481,10100 S	5410439072342	50	0,90
12 x 24	01481,12024 S	5410439132435	250	8,30
12 x 26	01481,12026 S	5410439132442	250	9,00
12 x 28	01481,12028 S	5410439132459	250	9,75

S
steel



material : Spring steel	**materiaal :** Veerstaal	**matière :** Acier ressort	**Werkstoff :** Federstahl
type : standard	**type :** standaard	**type :** standard	**Typ :** normalmass
surface : plain	**oppervlak :** blank	**surface :** brut	**Oberfläche :** roh

N x l	art code	EAN	BOX	KG/ BOX
12 x 30	01481,12030 S	5410439132466	250	10,43
12 x 32	01481,12032 S	5410439132473	100	1,78
12 x 36	01481,12036 S	5410439132480	100	2,00
12 x 40	01481,12040 S	5410439132497	100	2,22
12 x 45	01481,12045 S	5410439132503	100	2,50
12 x 50	01481,12050 S	5410439132510	100	2,51
12 x 55	01481,12055 S	5410439132527	100	2,76

N x l	art code	EAN	BOX	KG/ BOX
12 x 60	01481,12060 S	5410439132534	100	3,33
12 x 65	01481,12065 S	5410439132541	100	3,30
12 x 70	01481,12070 S	5410439132558	100	3,61
12 x 75	01481,12075 S	5410439132565	100	4,17
12 x 80	01481,12080 S	5410439132572	50	1,02
12 x 90	01481,12090 S	5410439132596	50	1,23
12 x 100	01481,12100 S	5410439132619	25	0,32

DIN 1481

ISO 8752 (10-2009)

SPRING PIN HEAVY TYPE

SPANSTIFT ZWARE UITVOERING

GOUPILLE ELASTIQUE FINITION LOURDE

SPANNSTIFT SCHWERE AUSFÜHRUNG

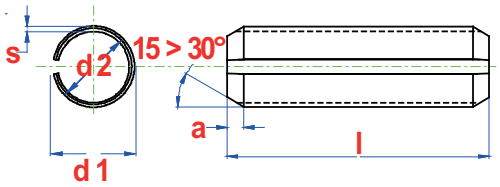

A2 inox

material : Stainless steel A2	**materiaal :** Inox A2	**matière :** Inox A2	**Werkstoff :** Edelstahl A2
type : standard	**type :** standaard	**type :** standard	**Typ :** normalmass
surface : plain	**oppervlak :** blank	**surface :** brut	**Oberfläche :** roh

Technical properties / Technische gegevens / Données techniques / Technische Daten

N	a max	d1 max	d2 env	s env	Nom max
N 2	0.55	2.4	1.5	0.4	2
N 3	0.7	3.5	2.1	0.6	3
N 4	0.85	4..6	2.8	0.8	4
N 5	1.1	5.6	3.4	1	5
N 6	1.4	6.7	4	1.2	6
N 8	2.4	8.8	5.5	1.5	8

N x l	art code	EAN	BOX	KG/ BOX
2 x 10	01481,02010 A2	5410439118910	200	0,08
2 x 12	01481,02012 A2	5410439118927	200	0,08
2 x 16	01481,02016 A2	5410439118941	200	0,08
2 x 20	01481,02020 A2	5410439118965	200	0,12
2 x 24	01481,02024 A2	5410439118989	200	0,16
2 x 26	01481,02026 A2	5410439118996	200	0,16
2 x 28	01481,02028 A2	5410439119009	200	0,16
2 x 30	01481,02030 A2	5410439119016	200	0,20
3 x 10	01481,03010 A2	5410439119214	200	0,12
3 x 12	01481,03012 A2	5410439119221	200	0,16
3 x 16	01481,03016 A2	5410439119245	200	0,20
3 x 20	01481,03020 A2	5410439119269	200	0,28
3 x 24	01481,03024 A2	5410439119283	200	0,32
3 x 26	01481,03026 A2	5410439119290	200	0,36
3 x 28	01481,03028 A2	5410439119306	200	0,40
3 x 30	01481,03030 A2	5410439119313	1000	10,00
3 x 32	01481,03032 A2	5410439119320	200	0,44
3 x 36	01481,03036 A2	5410439119344	200	0,48
3 x 40	01481,03040 A2	5410439119351	200	0,56
4 x 10	01481,04010 A2	5410439119405	200	0,24
4 x 12	01481,04012 A2	5410439119412	200	0,28
4 x 16	01481,04016 A2	5410439119436	200	0,40

N x l	art code	EAN	BOX	KG/ BOX
4 x 20	01481,04020 A2	5410439119450	200	0,48
4 x 24	01481,04024 A2	5410439119474	200	0,56
4 x 26	01481,04026 A2	5410439119481	200	0,64
4 x 28	01481,04028 A2	5410439119498	200	0,68
4 x 30	01481,04030 A2	5410439304948	200	0,72
4 x 32	01481,04032 A2	5410439107938	200	0,76
4 x 36	01481,04036 A2	5410439119504	200	0,88
4 x 40	01481,04040 A2	5410439119511	200	0,96
4 x 45	01481,04045 A2	5410439119528	200	1,08
4 x 50	01481,04050 A2	5410439119535	200	1,24
5 x 10	01481,05010 A2	5410439119566	100	0,09
5 x 12	01481,05012 A2	5410439119573	100	0,11
5 x 16	01481,05016 A2	5410439119597	100	0,15
5 x 20	01481,05020 A2	5410439119610	100	0,19
5 x 24	01481,05024 A2	5410439119634	100	0,25
5 x 26	01481,05026 A2	5410439119641	100	0,25
5 x 28	01481,05028 A2	5410439119658	100	0,26
5 x 30	01481,05030 A2	5410439306591	100	0,28
5 x 32	01481,05032 A2	5410439119665	100	0,30
5 x 36	01481,05036 A2	5410439119689	100	0,34
5 x 40	01481,05040 A2	5410439119696	100	0,38
5 x 45	01481,05045 A2	5410439119702	100	0,42

A2 inox



material : Stainless steel A2	**materiaal :** Inox A2	**matière :** Inox A2	**Werkstoff :** Edelstahl A2
type : standard	**type :** standaard	**type :** standard	**Typ :** normalmass
surface : plain	**oppervlak :** blank	**surface :** brut	**Oberfläche :** roh

N x l	art code	EAN	BOX	KG/ BOX
5 x 50	01481,05050 A2	5410439119719	100	0,47
5 x 60	01481,05060 A2	5410439119726	100	0,57
6 x 16	01481,06016 A2	5410439119740	100	0,22
6 x 20	01481,06020 A2	5410439119764	100	0,28
6 x 24	01481,06024 A2	5410439119795	100	0,33
6 x 26	01481,06026 A2	5410439119801	100	0,36
6 x 28	01481,06028 A2	5410439119818	100	0,39
6 x 30	01481,06030 A2	5410439119825	100	0,42
6 x 32	01481,06032 A2	5410439119832	100	0,44
6 x 36	01481,06036 A2	5410439119849	100	0,50
6 x 40	01481,06040 A2	5410439119856	100	0,55
6 x 45	01481,06045 A2	5410439119863	100	0,62
6 x 50	01481,06050 A2	5410439119870	100	0,69

N x l	art code	EAN	BOX	KG/ BOX
6 x 60	01481,06060 A2	5410439119887	100	0,83
8 x 20	01481,08020 A2	5410439119900	100	0,45
8 x 24	01481,08024 A2	5410439119924	100	0,54
8 x 26	01481,08026 A2	5410439119931	100	0,58
8 x 28	01481,08028 A2	5410439119948	100	0,63
8 x 30	01481,08030 A2	5410439119955	100	0,67
8 x 32	01481,08032 A2	5410439119962	100	0,72
8 x 36	01481,08036 A2	5410439119979	100	0,81
8 x 40	01481,08040 A2	5410439119986	100	0,90
8 x 45	01481,08045 A2	5410439119993	100	1,01
8 x 50	01481,08050 A2	5410439120005	100	1,12
8 x 60	01481,08060 A2	5410439120012	100	1,34

BLIND RIVET DOME HEAD

BLINDKLINKNAGEL PLATBOLKOP

RIVET AVEUGLE TÊTE PLATE BOMBÉE

BLINDNIET FLACHRUNDKOPF

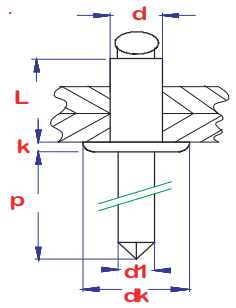

AS alu /steel

material : Aluminium(AlMg3/5)/steel	**materiaal :** aluminium(AlMg3/5)/staal	**matière :** AluminiumAlMg3/5)/acier	**Werkstoff :** Aluminium(AlMg3/5)/Stahl
type : standard	**type :** standaard	**type :** standard	**Typ :** Normalmass
surface : zinc plated Cr3+	**oppervlak :** verzinkt Cr3+	**surface :** zingué Cr3+	**Oberfläche :** verzinkt Cr3+

Technical properties / Technische gegevens /
Données techniques / Technische Daten

d x l	art code	EAN	BOX	KG/ BOX	dk	drill	d1	fix	k	p	shear	tens.
2,4 x 4	7337A,24004 AS	5410439189880	500	1,50	4,8	2,5	1,38	0,5-2	0,7	>27	314N	353N
2,4 x 6	7337A,24006 AS	5410439189897	500	1,75	4,8	2,5	1,38	2-4	0,7	>27	314N	353N
2,4 x 8	7337A,24008 AS	5410439189903	500	1,75	4,8	2,5	1,38	4-6	0,7	>27	314N	353N
2,4 x 10	7337A,24010 AS	5410439189910	500	1,75	4,8	2,5	1,38	6-8	0,7	>27	314N	353N
2,4 x 12	7337A,24012 AS	5410439189927	500	3,00	4,8	2,5	1,38	8-10	0,7	>27	314N	353N
3 x 4	7337A,30004 AS	5410439189934	500	2,50	6,0	3,1	1,78	0,5-1,5	0,9	>27	620N	810N
3 x 6	7337A,30006 AS	5410439189941	500	2,25	6,0	3,1	1,78	1,5-3,5	0,9	>27	620N	810N
3 x 8	7337A,30008 AS	5410439189958	500	2,50	6,0	3,1	1,78	3,5-5,5	0,9	>27	620N	810N
3 x 10	7337A,30010 AS	5410439189965	500	2,75	6,0	3,1	1,78	5,5-7	0,9	>27	620N	810N
3 x 12	7337A,30012 AS	5410439189972	500	3,00	6,0	3,1	1,78	7-9	0,9	>27	620N	810N
3 x 14	7337A,30014 AS	5410439189989	500	3,25	6,0	3,1	1,78	9-11	0,9	>27	620N	810N
3 x 16	7337A,30016 AS	5410439189996	500	3,50	6,0	3,1	1,78	11-13	0,9	>27	620N	810N
3 x 18	7337A,30018 AS	5410439190008	500	3,50	6,0	3,1	1,78	13-15	0,9	>27	620N	810N
3 x 20	7337A,30020 AS	5410439190015	500	3,50	6,0	3,1	1,78	15-17	0,9	>27	620N	810N
3,2 x 4	7337A,32004 AS	5410439190022	500	2,50	6,3	3,3	1,78	0,5-1,5	0,9	>27	760N	980N
3,2 x 6	7337A,32006 AS	5410439190039	500	2,75	6,3	3,3	1,78	1,5-3,5	0,9	>27	760N	980N
3,2 x 8	7337A,32008 AS	5410439190046	500	2,75	6,3	3,3	1,78	3,5-5	0,9	>27	760N	980N
3,2 x 10	7337A,32010 AS	5410439190053	500	3,00	6,3	3,3	1,78	5-7	0,9	>27	760N	980N
3,2 x 12	7337A,32012 AS	5410439190060	500	3,00	6,3	3,3	1,78	7-9	0,9	>27	760N	980N
3,2 x 14	7337A,32014 AS	5410439190077	500	3,25	6,3	3,3	1,78	9-11	0,9	>27	760N	980N
3,2 x 16	7337A,32016 AS	5410439190084	500	3,50	6,3	3,3	1,78	11-13	0,9	>27	760N	980N
3,2 x 18	7337A,32018 AS	5410439190091	500	4,00	6,3	3,3	1,78	13-15	0,9	>27	760N	980N
3,2 x 20	7337A,32020 AS	5410439190107	500	4,00	6,3	3,3	1,78	15-17	0,9	>27	760N	980N
3,2 x 25	7337A,32025 AS	5410439190114	500	4,50	6,3	3,3	1,78	17-22	0,9	>27	760N	980N
4 x 6	7337A,40006 AS	5410439146227	500	3,75	8,0	4,1	2,18	1,5-3	1,1	>27	1200N	1600N
4 x 8	7337A,40008 AS	5410439168311	500	4,00	8,0	4,1	2,18	3-5	1,1	>27	1200N	1600N
4 x 10	7337A,40010 AS	5410439190121	500	4,00	8,0	4,1	2,18	5-6,5	1,1	>27	1200N	1600N
4 x 12	7337A,40012 AS	5410439190138	500	4,50	8,0	4,1	2,18	6,5-8,5	1,1	>27	1200N	1600N
4 x 14	7337A,40014 AS	5410439190145	500	4,75	8,0	4,1	2,18	8,5-10,5	1,1	>27	1200N	1600N
4 x 16	7337A,40016 AS	5410439190152	500	5,00	8,0	4,1	2,18	10-12,5	1,1	>27	1200N	1600N

J

AS
alu /steel

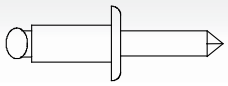

material : Aluminium(AlMg3/5)/steel	**materiaal :** aluminium(AlMg3/5)/staal	**matière :** AluminiumAlMg3/5)/acier	**Werkstoff :** Aluminium(AlMg3/5)/Stahl
type : standard	**type :** standaard	**type :** standard	**Typ :** Normalmass
surface : zinc plated Cr3+	**oppervlak :** verzinkt Cr3+	**surface :** zingué Cr3+	**Oberfläche :** verzinkt Cr3+

Technical properties / Technische gegevens /
Données techniques / Technische Daten

d x l	art code	EAN	BOX	KG/ BOX	dk	drill	d1	fix	k	p	shear	tens.
4 x 18	7337A,40018 AS	5410439190169	500	5,25	8,0	4,1	2,18	12-14,5	1,1	>27	1200N	1600N
4 x 20	7337A,40020 AS	5410439190176	500	5,50	8,0	4,1	2,18	14-16,5	1,1	>27	1200N	1600N
4 x 23	7337A,40023 AS	5410439190183	500	5,75	8,0	4,1	2,18	16,5-19	1,1	>27	1200N	1600N
4 x 25	7337A,40025 AS	5410439190190	500	6,25	8,0	4,1	2,18	19-21,5	1,1	>27	1200N	1600N
4 x 30	7337A,40030 AS	5410439190206	500	7,00	8,0	4,1	2,18	21,5-26	1,1	>27	1200N	1600N
4 x 35	7337A,40035 AS	5410439190213	250	2,00	8,0	4,1	2,18	26-30	1,1	>27	1200N	1600N
4,8 x 6	7337A,48006 AS	5410439190220	500	6,00	9,5	4,9	2,68	1-3	1,3	>28	1690N	2230N
4,8 x 8	7337A,48008 AS	5410439190237	500	6,25	9,5	4,9	2,68	3-4,5	1,3	>28	1690N	2230N
4,8 x 10	7337A,48010 AS	5410439190244	500	6,50	9,5	4,9	2,68	4,5-6	1,3	>28	1690N	2230N
4,8 x 12	7337A,48012 AS	5410439190251	500	6,75	9,5	4,9	2,68	6-8	1,3	>28	1690N	2230N
4,8 x 14	7337A,48014 AS	5410439190268	500	7,00	9,5	4,9	2,68	8-10	1,3	>28	1690N	2230N
4,8 x 16	7337A,48016 AS	5410439190275	500	7,50	9,5	4,9	2,68	10-12	1,3	>28	1690N	2230N
4,8 x 18	7337A,48018 AS	5410439190282	500	8,00	9,5	4,9	2,68	12-14	1,3	>28	1690N	2230N
4,8 x 20	7337A,48020 AS	5410439190299	250	2,13	9,5	4,9	2,68	14-16	1,3	>28	1690N	2230N
4,8 x 22	7337A,48022 AS	5410439190305	250	2,30	9,5	4,9	2,68	16-18	1,3	>28	1690N	2230N
4,8 x 25	7337A,48025 AS	5410439190312	250	2,50	9,5	4,9	2,68	18-21	1,3	>28	1690N	2230N
4,8 x 28	7337A,48028 AS	5410439190329	250	2,63	9,5	4,9	2,68	21-23,5	1,3	>28	1690N	2230N
4,8 x 30	7337A,48030 AS	5410439190336	250	2,68	9,5	4,9	2,68	23-25	1,3	>28	1690N	2230N
4,8 x 35	7337A,48035 AS	5410439190343	250	2,88	9,5	4,9	2,68	25-30	1,3	>28	1690N	2230N
4,8 x 40	7337A,48040 AS	5410439190350	250	3,05	9,5	4,9	2,68	30-35	1,3	>28	1690N	2230N
4,8 x 45	7337A,48045 AS	5410439190367	250	2,63	9,5	4,9	2,68	35-40	1,3	>28	1690N	2230N
4,8 x 50	7337A,48050 AS	5410439190374	250	3,80	9,5	4,9	2,68	40-45	1,3	>28	1690N	2230N
5 x 6	7337A,50006 AS	5410439190428	500	6,50	9,5	5,1	2,68	0,5-2,5	1,3	>28	2000N	2500N
5 x 8	7337A,50008 AS	5410439190435	500	6,25	9,5	5,1	2,68	2,5-4,5	1,3	>28	2000N	2500N
5 x 10	7337A,50010 AS	5410439190442	500	6,50	9,5	5,1	2,68	4,5-6	1,3	>28	2000N	2500N
5 x 12	7337A,50012 AS	5410439190459	500	7,00	9,5	5,1	2,68	6-8	1,3	>28	2000N	2500N
5 x 14	7337A,50014 AS	5410439190466	500	7,75	9,5	5,1	2,68	8-10	1,3	>28	2000N	2500N
5 x 16	7337A,50016 AS	5410439190473	500	8,00	9,5	5,1	2,68	10-12	1,3	>28	2000N	2500N
5 x 18	7337A,50018 AS	5410439190480	500	8,25	9,5	5,1	2,68	12-14	1,3	>28	2000N	2500N
5 x 21	7337A,50021 AS	5410439190497	250	2,30	9,5	5,1	2,68	14-17	1,3	>28	2000N	2500N
5 x 25	7337A,50025 AS	5410439190503	250	2,43	9,5	5,1	2,68	17-20	1,3	>28	2000N	2500N
5 x 27	7337A,50027 AS	5410439190510	250	2,50	9,5	5,1	2,68	20-23	1,3	>28	2000N	2500N
5 x 30	7337A,50030 AS	5410439190527	250	2,80	9,5	5,1	2,68	23-25	1,3	>28	2000N	2500N
5 x 35	7337A,50035 AS	5410439190534	250	2,88	9,5	5,1	2,68	25-30	1,3	>28	2000N	2500N
5 x 40	7337A,50040 AS	5410439190541	250	3,13	9,5	5,1	2,68	30-35	1,3	>28	2000N	2500N
6 x 8	7337A,60008 AS	5410439190572	250	2,75	11,7	6,1	3,38	2-4	1,6	>31	3000N	3900N
6 x 10	7337A,60010 AS	5410439190589	250	2,80	11,7	6,1	3,38	4-6	1,6	>31	3000N	3900N
6 x 12	7337A,60012 AS	5410439190596	250	2,75	11,7	6,1	3,38	6-8	1,6	>31	3000N	3900N
6 x 14	7337A,60014 AS	5410439190602	250	3,05	11,7	6,1	3,38	7-9	1,6	>31	3000N	3900N
6 x 16	7337A,60016 AS	5410439190619	250	3,55	11,7	6,1	3,38	9-11	1,6	>31	3000N	3900N
6 x 18	7337A,60018 AS	5410439190626	250	3,18	11,7	6,1	3,38	11-13	1,6	>31	3000N	3900N

AS alu /steel

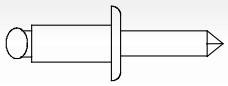

material : Aluminium(AlMg3/5)/steel	**materiaal :** aluminium(AlMg3/5)/staal	**matière :** AluminiumAlMg3/5)/acier	**Werkstoff :** Aluminium(AlMg3/5)/Stahl
type : standard	**type :** standaard	**type :** standard	**Typ :** Normalmass
surface : zinc plated Cr3+	**oppervlak :** verzinkt Cr3+	**surface :** zingué Cr3+	**Oberfläche :** verzinkt Cr3+

Technical properties / Technische gegevens /
Données techniques / Technische Daten

d x l	art code	EAN	BOX	KG/ BOX	dk	drill	d1	fix	k	p	shear	tens.
6 x 22	7337A,60022 AS	5410439190633	250	4,25	11,7	6,1	3,38	13-17	1,6	>31	3000N	3900N
6 x 26	7337A,60026 AS	5410439190640	250	4,05	11,7	6,1	3,38	17-20	1,6	>31	3000N	3900N
6 x 30	7337A,60030 AS	5410439190657	250	4,25	11,7	6,1	3,38	20-24	1,6	>31	3000N	3900N
6,4 x 10	7337A,64010 AS	5410439190664	250	3,30	12,7	6,5	3,80	2-5	1,7	>33	3120N	4090N
6,4 x 12	7337A,64012 AS	5410439190671	250	3,88	12,7	6,5	3,80	4-6	1,7	>33	3120N	4090N
6,4 x 15	7337A,64015 AS	5410439190688	250	4,13	12,7	6,5	3,80	6-9	1,7	>33	3120N	4090N
6,4 x 18	7337A,64018 AS	5410439190695	250	4,00	12,7	6,5	3,80	9-13	1,7	>33	3120N	4090N
6,4 x 22	7337A,64022 AS	5410439190701	250	4,75	12,7	6,5	3,80	13-16	1,7	>33	3120N	4090N
6,4 x 26	7337A,64026 AS	5410439190718	250	5,13	12,7	6,5	3,80	16-20	1,7	>33	3120N	4090N
6,4 x 30	7337A,64030 AS	5410439190725	250	5,30	12,7	6,5	3,80	18-24	1,7	>33	3120N	4090N
6,4 x 35	7337A,64035 AS	5410439190732	100	0,95	12,7	6,5	3,80	24-30	1,7	>33	3120N	4090N
6,4 x 40	7337A,64040 AS	5410439190749	100	0,68	12,7	6,5	3,80	30-35	1,7	>33	3120N	4090N

AS alu /steel

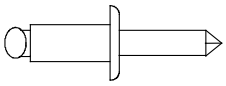

material : Aluminium(AlMg3/5)/steel	**materiaal :** Aluminium(AlMg3/5)/staal	**matière :** Aluminium(AlMg3/5)/acier	**Werkstoff :** Aluminium(AlMg3/5)/Stahl
type : plastic box	**type :** plastiek doos	**type :** boîte plastique	**Typ :** Plastik Dose
surface : zinc plated Cr3+	**oppervlak :** verzinkt Cr3+	**surface :** zingué Cr3+	**Oberfläche :** verzinkt Cr3+

Technical properties / Technische gegevens /
Données techniques / Technische Daten

d x l	art code	EAN	BOX	KG/ BOX	dk	drill	d1	fix	k	p	shear	tens.
3 x 6	7337AK30006 AS	5410439237246	100	0,10	6,0	3,1	1,78	1,5-3,5	0,9	>27	620N	810N
3 x 8	7337AK30008 AS	5410439237253	100	0,12	6,0	3,1	1,78	3,5-5,5	0,9	>27	620N	810N
3 x 10	7337AK30010 AS	5410439237260	100	0,11	6,0	3,1	1,78	5,5-7	0,9	>27	620N	810N
3 x 12	7337AK30012 AS	5410439237277	100	0,14	6,0	3,1	1,78	7-9	0,9	>27	620N	810N
3,2 x 6	7337AK32006 AS	5410439237284	100	0,11	6,3	3,3	1,78	1,5-3,5	0,9	>27	760N	980N
3,2 x 8	7337AK32008 AS	5410439237291	100	0,11	6,3	3,3	1,78	3,5-5	0,9	>27	760N	980N
3,2 x 10	7337AK32010 AS	5410439237307	100	0,12	6,3	3,3	1,78	5-7	0,9	>27	760N	980N
3,2 x 12	7337AK32012 AS	5410439237314	100	0,14	6,6	3,3	1,78	7-9	0,9	>27	760N	980N
3,2 x 14	7337AK32014 AS	5410439237321	100	0,14	6,6	3,3	1,78	9-11	0,9	>27	760N	980N
4 x 6	7337AK40006 AS	5410439237338	100	0,16	8,0	4,1	2,18	1,5-3	1,1	>27	1200N	1600N
4 x 8	7337AK40008 AS	5410439237345	100	0,17	8,0	4,1	2,18	3-5	1,1	>27	1200N	1600N
4 x 10	7337AK40010 AS	5410439237352	100	0,19	8,0	4,1	2,18	5-6,5	1,1	>27	1200N	1600N
4 x 12	7337AK40012 AS	5410439237369	100	0,18	8,0	4,1	2,18	6,5-8,5	1,1	>27	1200N	1600N
4 x 14	7337AK40014 AS	5410439237376	100	0,20	8,0	4,1	2,18	8,5-10,5	1,1	>27	1200N	1600N
4 x 16	7337AK40016 AS	5410439237383	100	0,21	8,0	4,1	2,18	10-12,5	1,1	>27	1200N	1600N
4 x 18	7337AK40018 AS	5410439237390	100	0,23	8,0	4,1	2,18	12-14,5	1,1	>27	1200N	1600N
4 x 20	7337AK40020 AS	5410439237406	100	0,23	8,0	4,1	2,18	14-16,5	1,1	>27	1200N	1600N

AS
alu /steel

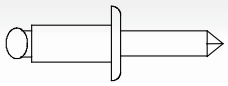

material : Aluminium(AlMg3/5)/steel	**materiaal :** Aluminium(AlMg3/5)/staal	**matière :** Aluminium(AlMg3/5)/acier	**Werkstoff :** Aluminium(AlMg3/5)/Stahl
type : plastic box	**type :** plastiek doos	**type :** boîte plastique	**Typ :** Plastik Dose
surface : zinc plated Cr3+	**oppervlak :** verzinkt Cr3+	**surface :** zingué Cr3+	**Oberfläche :** verzinkt Cr3+

Technical properties / Technische gegevens /
Données techniques / Technische Daten

d x l	art code	EAN	BOX	KG/ BOX	dk	drill	d1	fix	k	p	shear	tens.
4 x 25	7337AK40025 AS	5410439237413	100	0,27	8,0	4,1	2,18	19-21,5	1,1	>27	1200N	1600N
4,8 x 6	7337AK48006 AS	5410439237420	100	0,24	9,5	4,9	2,68	1-3	1,3	>28	1690N	2230N
4,8 x 8	7337AK48008 AS	5410439237437	100	0,27	9,5	4,9	2,68	3-4,5	1,3	>28	1690N	2230N
4,8 x 10	7337AK48010 AS	5410439237444	100	0,27	9,5	4,9	2,68	4,5-6	1,3	>28	1690N	2230N
4,8 x 12	7337AK48012 AS	5410439237451	100	0,28	9,5	4,9	2,68	6-8	1,3	>28	1690N	2230N
4,8 x 14	7337AK48014 AS	5410439237468	100	0,31	9,5	4,9	2,68	8-10	1,3	>28	1690N	2230N
4,8 x 16	7337AK48016 AS	5410439237475	100	0,32	9,5	4,9	2,68	10-12	1,3	>28	1690N	2230N
4,8 x 18	7337AK48018 AS	5410439237482	100	0,36	9,5	4,9	2,68	12-14	1,3	>28	1690N	2230N
4,8 x 20	7337AK48020 AS	5410439237499	100	0,35	9,5	4,9	2,68	14-16	1,3	>28	1690N	2230N
4,8 x 22	7337AK48022 AS	5410439237505	100	0,39	9,5	4,9	2,68	16-18	1,3	>28	1690N	2230N
4,8 x 25	7337AK48025 AS	5410439237512	100	0,40	9,5	4,9	2,68	18-21	1,3	>28	1690N	2230N
4,8 x 28	7337AK48028 AS	5410439237529	100	0,42	9,5	4,9	2,68	21-23,5	1,3	>28	1690N	2230N
4,8 x 30	7337AK48030 AS	5410439237536	100	0,45	9,5	4,9	2,68	23-25	1,3	>28	1690N	2230N
6 x 12	7337AK60012 AS	5410439237543	100	0,49	11,7	6,1	3,38	6-8	1,6	>31	3000N	3900N
6 x 16	7337AK60016 AS	5410439237550	100	0,61	11,7	6,1	3,38	9-11	1,6	>31	3000N	3900N
6 x 18	7337AK60018 AS	5410439237567	100	0,66	11,7	6,1	3,38	11-13	1,6	>31	3000N	3900N
6 x 22	7337AK60022 AS	5410439237574	100	0,65	11,7	6,1	3,38	13-17	1,6	>31	3000N	3900N
6 x 26	7337AK60026 AS	5410439237581	100	0,69	11,7	6,1	3,38	17-20	1,6	>31	3000N	3900N
6 x 30	7337AK60030 AS	5410439237598	100	0,74	11,7	6,1	3,38	20-24	1,6	>31	3000N	3900N

ALU
aluminium

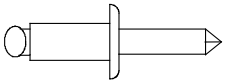

material : aluminium(alu/alu)	**materiaal :** aluminium(alu/alu)	**matière :** aluminium(alu/alu)	**Werkstoff :** aluminium(alu/alu)
type : standard	**type :** standaard	**type :** standard	**Typ :** Normalmass
surface : polished	**oppervlak :** gepolijst	**surface :** polis	**Oberfläche :** poliert

Technical properties / Technische gegevens /
Données techniques / Technische Daten

d x l	art code	EAN	BOX	KG/ BOX	dk	drill	d1	fix	k	p	shear	tens.
3,2 x 6	7337A,32006 AA	5410439192897	500	1,25	6,3	3,3	1,92	1,5-3,5	0,9	>27	534	667
3,2 x 8	7337A,32008 AA	5410439192903	500	1,50	6,3	3,3	1,92	3,5-5	0,9	>27	534	667
3,2 x 10	7337A,32010 AA	5410439192859	500	1,25	6,3	3,3	1,92	5-7	0,9	>27	534	667
3,2 x 12	7337A,32012 AA	5410439192866	500	1,75	6,3	3,3	1,92	7-8,5	0,9	>27	534	667
3,2 x 14	7337A,32014 AA	5410439192873	500	1,50	6,3	3,3	1,92	8,5-10,5	0,9	>27	534	667
3,2 x 16	7337A,32016 AA	5410439192880	500	1,50	6,3	3,3	1,92	10,5-13	0,9	>27	534	667
4 x 6	7337A,40006 AA	5410439192958	500	1,75	8,0	4,1	2,42	1,5-3,5	1,1	>27	810	1022
4 x 8	7337A,40008 AA	5410439192941	500	1,75	8,0	4,1	2,42	3,5-5	1,1	>27	810	1022
4 x 10	7337A,40010 AA	5410439192965	500	2,25	8,0	4,1	2,42	5-6,5	1,1	>27	810	1022
4 x 12	7337A,40012 AA	5410439192972	500	2,75	8,0	4,1	2,42	6,5-8,5	1,1	>27	810	1022
4 x 14	7337A,40014 AA	5410439192934	500	2,25	8,0	4,1	2,42	8,5-10,5	1,1	>27	810	1022

ALU aluminium

material : aluminium(alu/alu)	**materiaal :** aluminium(alu/alu)	**matière :** aluminium(alu/alu)	**Werkstoff :** aluminium(alu/alu)
type : standard	**type :** standaard	**type :** standard	**Typ :** Normalmass
surface : polished	**oppervlak :** gepolijst	**surface :** polis	**Oberfläche :** poliert

Technical properties / Technische gegevens /
Données techniques / Technische Daten

d x l	art code	EAN	BOX	KG/ BOX	dk	drill	d1	fix	k	p	shear	tens.
4 x 16	7337A,40016 AA	5410439192989	500	2,50	8,0	4,1	2,42	10-12,5	1,1	>27	810	1022
4 x 18	7337A,40018 AA	5410439192910	500	2,75	8,0	4,1	2,42	12-14,5	1,1	>27	810	1022
4 x 20	7337A,40020 AA	5410439192927	500	3,00	8,0	4,1	2,42	14-16,5	1,1	>27	810	1022
4,8 x 8	7337A,48008 AA	5410439193016	500	3,25	9,5	4,9	2,9	3-4,5	1,3	>28	1100	1422
4,8 x 10	7337A,48010 AA	5410439192996	500	3,50	9,5	4,9	2,9	4,5-6	1,3	>28	1100	1422
4,8 x 12	7337A,48012 AA	5410439193023	500	3,50	9,5	4,9	2,9	6-7,5	1,3	>28	1100	1422
4,8 x 14	7337A,48014 AA	5410439193030	500	3,75	9,5	4,9	2,9	7,5-9	1,3	>28	1100	1422
4,8 x 16	7337A,48016 AA	5410439193047	500	4,50	9,5	4,9	2,9	9-11,5	1,3	>28	1100	1422
4,8 x 18	7337A,48018 AA	5410439193054	500	4,25	9,5	4,9	2,9	11,5-13	1,3	>28	1100	1422
4,8 x 20	7337A,48020 AA	5410439193061	500	4,50	9,5	4,9	2,9	13-15	1,3	>28	1100	1422
4,8 x 25	7337A,48025 AA	5410439193078	500	5,00	9,5	4,9	2,9	15-20	1,3	>28	1100	1422
4,8 x 30	7337A,48030 AA	5410439193085	500	5,75	9,5	4,9	2,9	20-25	1,3	>28	1100	1422

AST alu/A2

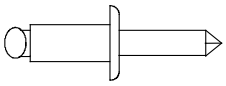

material : Aluminium(AlMg3/5)/A2	**materiaal :** Aluminium(AlMg3/5)/A2	**matière :** Aluminium(AlMg3/5)/A2	**Werkstoff :** Aluminium(AlMg3/5)/A2
type : standard	**type :** standaard	**type :** standard	**Typ :** Normalmass
surface : plain	**oppervlak :** blank	**surface :** brut	**Oberfläche :** roh

Technical properties / Technische gegevens /
Données techniques / Technische Daten

d x l	art code	EAN	BOX	KG/ BOX	dk	drill	d1	fix	k	p	shear	tens.
3 x 6	7337A,30006 AST	5410439191838	500	2,25	6,5	3,1	1,75	1,5-3,5	0,8	>27	620N	810N
3 x 8	7337A,30008 AST	5410439191821	500	2,50	6,5	3,1	1,75	3,5-5,5	0,8	>27	620N	810N
3 x 10	7337A,30010 AST	5410439191814	500	2,75	6,5	3,1	1,75	5,5-7,0	0,8	>27	620N	810N
3 x 12	7337A,30012 AST	5410439191739	500	3,00	6,5	3,1	1,75	7,0-9,0	0,8	>27	620N	810N
3 x 14	7337A,30014 AST	5410439191746	500	3,25	6,5	3,1	1,75		0,8	>27	620N	810N
3,2 x 6	7337A,32006 AST	5410439191845	500	2,50	6,5	3,3	1,95	1,5-3,5	0,8	>27	760N	980N
3,2 x 8	7337A,32008 AST	5410439191852	500	2,75	6,5	3,3	1,95	3,5-5,5	0,8	>27	760N	980N
3,2 x 10	7337A,32010 AST	5410439191869	500	3,00	6,5	3,3	1,95	5,5-7,0	0,8	>27	760N	980N
3,2 x 12	7337A,32012 AST	5410439191876	500	3,25	6,5	3,3	1,95	7,0-9,0	0,8	>27	760N	980N
4 x 6	7337A,40006 AST	5410439191937	500	3,75	8,0	4,1	2,10	1,0-3,0	1,0	>27	1200N	1600N
4 x 8	7337A,40008 AST	5410439191920	500	4,25	8,0	4,1	2,10	3,0-5,0	1,0	>27	1200N	1600N
4 x 10	7337A,40010 AST	5410439191753	500	6,75	8,0	4,1	2,10	5,0-7,0	1,0	>27	1200N	1600N
4 x 12	7337A,40012 AST	5410439191883	500	4,25	8,0	4,1	2,10	7,0-9,0	1,0	>27	1200N	1600N
4 x 14	7337A,40014 AST	5410439191890	500	4,75	8,0	4,1	2,10		1,0	>27	1200N	1600N
4 x 16	7337A,40016 AST	5410439191906	500	5,00	8,0	4,1	2,10		1,0	>27	1200N	1600N
4 x 18	7337A,40018 AST	5410439191913	500	5,25	8,0	4,1	2,10		1,0	>27	1200N	1600N
4 x 20	7337A,40020 AST	5410439191944	500	5,75	8,0	4,1	2,10		1,0	>27	1200N	1600N

AST alu/A2

material : Aluminium(AlMg3/5)/A2	**materiaal :** Aluminium(AlMg3/5)/A2	**matière :** Aluminium(AlMg3/5)/A2	**Werkstoff :** Aluminium(AlMg3/5)/A2
type : standard	**type :** standaard	**type :** standard	**Typ :** Normalmass
surface : plain	**oppervlak :** blank	**surface :** brut	**Oberfläche :** roh

Technical properties / Technische gegevens /
Données techniques / Technische Daten

d x l	art code	EAN	BOX	KG/ BOX	dk	drill	d1	fix	k	p	shear	tens.
4,8 x 8	7337A,48008 AST	5410439192002	500	6,00	9,5	4,9	2,70	2,5-4,5	1,1	>27	1690N	2230N
4,8 x 10	7337A,48010 AST	5410439191760	500	6,50	9,5	4,9	2,70	4,5-6,5	1,1	>27	1690N	2230N
4,8 x 12	7337A,48012 AST	5410439191975	500	6,75	9,5	4,9	2,70	6,5-8,5	1,1	>27	1690N	2230N
4,8 x 14	7337A,48014 AST	5410439191982	500	7,25	9,5	4,9	2,70	8,5-10,5	1,1	>27	1690N	2230N
4,8 x 16	7337A,48016 AST	5410439191999	500	7,00	9,5	4,9	2,70	10,5-12,5	1,1	>27	1690N	2230N
4,8 x 18	7337A,48018 AST	5410439191777	500	8,50	9,5	4,9	2,70	12,5-14,5	1,1	>27	1690N	2230N
4,8 x 20	7337A,48020 AST	5410439191784	250	2,18	9,5	4,9	2,70	14,5-16,5	1,1	>27	1690N	2230N
4,8 x 25	7337A,48025 AST	5410439191951	250	2,38	9,5	4,9	2,70		1,1	>27	1690N	2230N
4,8 x 30	7337A,48030 AST	5410439191968	250	2,38	9,5	4,9	2,70		1,1	>27	1690N	2230N
5 x 8	7337A,50008 AST	5410439192019	500	6,75	9,5	5,1	2,70	2,5-4,5	1,1	>27	2000N	2500N
5 x 10	7337A,50010 AST	5410439191791	500	7,00	9,5	5,1	2,70	4,5-6,5	1,1	>27	2000N	2500N
5 x 12	7337A,50012 AST	5410439192026	500	7,50	9,5	5,1	2,70	6,5-8,5	1,1	>27	2000N	2500N
5 x 16	7337A,50016 AST	5410439192033	500	8,25	9,5	5,1	2,70	10,5-12,5	1,1	>27	2000N	2500N
5 x 21	7337A,50021 AST	5410439191807	250	2,25	9,5	5,1	2,70		1,1	>27	2000N	2500N

AST alu/A2

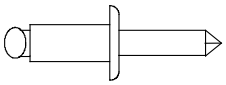

material : Aluminium(AlMg3/5)/A2	**materiaal :** Aluminium(AlM3/5)/A2	**matière :** Aluminium(AlMg3/5)/A2	**Werkstoff :** Aluminium(AlMg3/5)/A2
type : packing 100pcs	**type :** verpakt per 100st	**type :** emballage à 100pcs	**Typ :** Packung pro 100St
surface : plain	**oppervlak :** blank	**surface :** brut	**Oberfläche :** roh

Technical properties / Technische gegevens /
Données techniques / Technische Daten

d x l	art code	EAN	BOX	KG/ BOX	dk	drill	d1	fix	k	p	shear	tens.
4 x 8	7337AK40008 AST	5410439237604	100	0,17	8,0	4,1	2,10	3,0-5,0	1,0	>27	1200N	1600N
4 x 10	7337AK40010 AST	5410439237611	100	0,19	8,0	4,1	2,10	5,0-7,0	1,0	>27	1200N	1600N
4,8 x 8	7337AK48008 AST	5410439237628	100	0,25	9,5	4,9	2,70	2,5-4,5	1,1	>27	1690N	2230N
4,8 x 10	7337AK48010 AST	5410439237635	100	0,26	9,5	4,9	2,70	4,5-6,5	1,1	>27	1690N	2230N
4,8 x 12	7337AK48012 AST	5410439237642	100	0,29	9,5	4,9	2,70	6,5-8,5	1,1	>27	1690N	2230N
4,8 x 14	7337AK48014 AST	5410439237659	100	0,30	9,5	4,9	2,70	8,5-10,5	1,1	>27	1690N	2230N

STST
A2 / A2

material : A2/A2	**materiaal :** A2/A2	**matière :** A2/A2	**Werkstoff :** A2/A2
type : standard	**type :** standaard	**type :** standard	**Typ :** Normalmass
surface : plain	**oppervlak :** blank	**surface :** brut	**Oberfläche :** roh

Technical properties / Technische gegevens /
Données techniques / Technische Daten

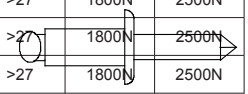

d x l	art code	EAN	BOX	KG/ BOX	dk	drill	d1	fix	k	p	shear	tens.
3 x 6	7337A,30006 STS	5410439192040	500	3,00	6,0	3,1	1,95	1-3	0,9	>27	1600N	2000N
3 x 8	7337A,30008 STS	5410439192057	500	3,50	6,0	3,1	1,95	3-5	0,9	>27	1600N	2000N
3 x 10	7337A,30010 STS	5410439192064	500	3,75	6,0	3,1	1,95	5-7	0,9	>27	1600N	2000N
3 x 12	7337A,30012 STS	5410439192385	500	4,25	6,0	3,1	1,95	7-9	0,9	>27	1600N	2000N
3 x 15	7337A,30015 STS	5410439192071	500	3,75	6,0	3,1	1,95	9-12	0,9	>27	1600N	2000N
3,2 x 4	7337A,32004 STS	5410439192392	500	3,25	6,3	3,3	1,95	0,5-2	0,9	>27	1800N	2500N
3,2 x 6	7337A,32006 STS	5410439192088	500	3,50	6,3	3,3	1,95	1-3	0,9	>27	1800N	2500N
3,2 x 8	7337A,32008 STS	5410439192095	500	3,75	6,3	3,3	1,95	3-5	0,9	>27	1800N	2500N
3,2 x 10	7337A,32010 STS	5410439192101	500	4,00	6,3	3,3	1,95	5-7	0,9	>27	1800N	2500N
3,2 x 12	7337A,32012 STS	5410439192118	500	4,25	6,3	3,3	1,95	7-9	0,9	>27	1800N	2500N
3,2 x 15	7337A,32015 STS	5410439192125	500	4,00	6,3	3,3	1,95	9-12	0,9	>27	1800N	2500N
3,2 x 18	7337A,32018 STS	5410439192408	500	4,25	6,3	3,3	1,95	12-14	0,9	>27	1800N	2500N
4 x 6	7337A,40006 STS	5410439192132	500	5,75	8,0	4,1	2,45	1-2,5	1,1	>27	3100N	3800N
4 x 8	7337A,40008 STS	5410439192156	500	6,50	8,0	4,1	2,45	2,5-4,5	1,1	>27	3100N	3800N
4 x 10	7337A,40010 STS	5410439192163	500	6,25	8,0	4,1	2,45	4,5-6,5	1,1	>27	3100N	3800N
4 x 13	7337A,40013 STS	5410439192187	500	7,50	8,0	4,1	2,45	6,5-9,5	1,1	>27	3100N	3800N
4 x 16	7337A,40016 STS	5410439192194	500	8,00	8,0	4,1	2,45	9,5-12	1,1	>27	3100N	3800N
4 x 18	7337A,40018 STS	5410439192200	500	8,25	8,0	4,1	2,45	12-14	1,1	>27	3100N	3800N
4 x 20	7337A,40020 STS	5410439192217	500	9,00	8,0	4,1	2,45	14-16	1,1	>27	3100N	3800N
4,8 x 8	7337A,48008 STS	5410439192224	500	9,75	9,5	4,9	2,85	1,5-4	1,3	>28	4500N	6000N
4,8 x 10	7337A,48010 STS	5410439192231	500	9,50	9,5	4,9	2,85	4-6	1,3	>28	4500N	6000N
4,8 x 12	7337A,48012 STS	5410439192248	500	10,50	9,5	4,9	2,85	6-8	1,3	>28	4500N	6000N
4,8 x 14	7337A,48014 STS	5410439192255	500	11,00	9,5	4,9	2,85	8-9,5	1,3	>28	4500N	6000N
4,8 x 16	7337A,48016 STS	5410439192262	500	11,50	9,5	4,9	2,85	9,5-11	1,3	>28	4500N	6000N
4,8 x 18	7337A,48018 STS	5410439192415	500	11,25	9,5	4,9	2,85	11-13	1,3	>28	4500N	6000N
4,8 x 20	7337A,48020 STS	5410439192279	250	3,25	9,5	4,9	2,85	11-15	1,3	>28	4500N	6000N
4,8 x 22	7337A,48022 STS	5410439192286	250	3,05	9,5	4,9	2,85	15-17	1,3	>28	4500N	6000N
4,8 x 25	7337A,48025 STS	5410439192309	250	3,30	9,5	4,9	2,85	17-20	1,3	>28	4500N	6000N
4,8 x 27	7337A,48027 STS	5410439192316	250	3,43	9,5	4,9	2,85	18-22	1,3	>28	4500N	6000N
4,8 x 30	7337A,48030 STS	5410439192422	250	3,68	9,5	4,9	2,85	21-25	1,3	>28	4500N	6000N
4,8 x 40	7337A,48040 STS	5410439192439	250	3,88	9,5	4,9	2,85	25-35	1,3	>28	4500N	6000N
5 x 8	7337A,50008 STS	5410439192446	500	9,00	9,5	5,1	2,85	2-4	1,3	>28	5000N	6500N
5 x 10	7337A,50010 STS	5410439192378	500	9,50	9,5	5,1	2,85	4-6	1,3	>28	5000N	6500N
5 x 12	7337A,50012 STS	5410439192323	500	10,00	9,5	5,1	2,85	6-8	1,3	>28	5000N	6500N
5 x 16	7337A,50016 STS	5410439192354	500	11,00	9,5	5,1	2,85	8-11	1,3	>28	5000N	6500N
6 x 12	7337A,60012 STS	5410439192347	250	3,38	9,5	5,1	2,85	4-6	1,3	>28	5000N	6500N
6 x 15	7337A,60015 STS	5410439192453	250	4,93	9,5	5,1	2,85	6-9	1,3	>28	5000N	6500N
6 x 18	7337A,60018 STS	5410439192460	250	5,68	9,5	5,1	2,85	9-12	1,3	>28	5000N	6500N
6 x 20	7337A,60020 STS	5410439192477	250	5,63	9,5	5,1	2,85	10-14	1,3	>28	5000N	6500N
6 x 22	7337A,60022 STS	5410439192484	250	6,13	9,5	5,1	2,85	12-16	1,3	>28	5000N	6500N
6 x 25	7337A,60025 STS	5410439192330	250	6,25	9,5	5,1	2,85	15-19	1,3	>28	5000N	6500N

STST
A2 / A2

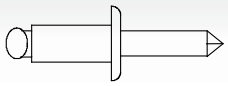

material : A2/A2	**materiaal :** A2/A2	**matière :** A2/A2	**Werkstoff :** A2/A2
type : standard	**type :** standaard	**type :** standard	**Typ :** Normalmass
surface : plain	**oppervlak :** blank	**surface :** brut	**Oberfläche :** roh

Technical properties / Technische gegevens /
Données techniques / Technische Daten

d x l	art code	EAN	BOX	KG/ BOX	dk	drill	d1	fix	k	p	shear	tens.
6,4 x 12	7337A,64012 STS	5410439192491	250	5,25	12,7	6,5	3,80	4-6	1,7	>33	6500N	8850N
6,4 x 15	7337A,64015 STS	5410439192507	250	5,13	12,7	6,5	3,80	6-9	1,7	>33	6500N	8850N
6,4 x 18	7337A,64018 STS	5410439192514	250	5,75	12,7	6,5	3,80	9-13	1,7	>33	6500N	8850N
6,4 x 20	7337A,64020 STS	5410439192521	250	6,30	12,7	6,5	3,80	13-16	1,7	>33	6500N	8850N
6,4 x 25	7337A,64025 STS	5410439192538	250	6,55	12,7	6,5	3,80	16-20	1,7	>33	6500N	8850N

STST
A2 / A2

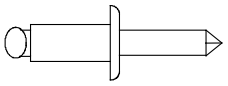

material : Stainless steel A2/A2	**materiaal :** Inox A2/A2	**matière :** Inox A2/A2	**Werkstoff :** Edelstahl A2/A2
type : packing 50pcs	**type :** verpakt per 100st	**type :** emballage à 50pcs	**Typ :** Packung pro 50St
surface : plain	**oppervlak :** blank	**surface :** brut	**Oberfläche :** roh

Technical properties / Technische gegevens /
Données techniques / Technische Daten

d x l	art code	EAN	BOX	KG/ BOX	dk	drill	d1	fix	k	p	shear	tens.
4 x 8	7337AK40008 STS	5410439702294	50	0,07	8,0	4,1	2,45	2,5-4,5	1,1	>27	3100N	3800N
4 x 10	7337AK40010 STS	5410439702300	50	0,07	8,0	4,1	2,45	4,5-6,5	1,1	>27	3100N	3800N
4 x 13	7337AK40013 STS	5410439702317	50	0,08	8,0	4,1	2,45	6,5-9,5	1,1	>27	3100N	3800N
4 x 16	7337AK40016 STS	5410439702324	50	0,09	8,0	4,1	2,45	9,5-12	1,1	>27	3100N	3800N
4 x 20	7337AK40020 STS	5410439702331	50	0,10	8,0	4,1	2,45	14-16	1,1	>27	3100N	3800N
4,8 x 8	7337AK48008 STS	5410439702348	50	0,10	9,5	4,9	2,85	1,5-4	1,3	>28	4500N	6000N
4,8 x 10	7337AK48010 STS	5410439702355	50	0,10	9,5	4,9	2,85	4-6	1,3	>28	4500N	6000N
4,8 x 12	7337AK48012 STS	5410439702362	50	0,11	9,5	4,9	2,85	6-8	1,3	>28	4500N	6000N
4,8 x 14	7337AK48014 STS	5410439702379	50	0,12	9,5	4,9	2,85	8-9,5	1,3	>28	4500N	6000N
4,8 x 16	7337AK48016 STS	5410439702386	50	0,12	9,5	4,9	2,85	9,8-11	1,3	>28	4500N	6000N

ST4
A4/A4

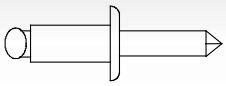

material : A4/A4	**materiaal :** A4/A4	**matière :** A4/A4	**Werkstoff :** A4/A4
type : standard	**type :** standaard	**type :** standard	**Typ :** Normalmass
surface : plain	**oppervlak :** blank	**surface :** brut	**Oberfläche :** roh

Technical properties / Technische gegevens /
Données techniques / Technische Daten

d x l	art code	EAN	BOX	KG/ BOX	dk	drill	d1	fix	k	p	shear	tens.
3 x 6	7337A,30006 ST4	5410439194020	500	3,00	6,0	3,1	1,95	1-3	0,9	>27	1600N	2000N
3 x 8	7337A,30008 ST4	5410439194037	500	3,25	6,0	3,1	1,95	3-5	0,9	>27	1600N	2000N
3 x 10	7337A,30010 ST4	5410439194044	500	3,25	6,0	3,1	1,95	5-7	0,9	>27	1600N	2000N
3,2 x 6	7337A,32006 ST4	5410439194075	500	3,00	6,3	3,3	1,95	1-3	0,9	>27	1800N	2500N
3,2 x 8	7337A,32008 ST4	5410439194082	500	3,75	6,3	3,3	1,95	3-5	0,9	>27	1800N	2500N
3,2 x 10	7337A,32010 ST4	5410439194051	500	3,50	6,3	3,3	1,95	5-7	0,9	>27	1800N	2500N
3,2 x 12	7337A,32012 ST4	5410439194068	500	3,75	6,3	3,3	1,95	7-9	0,9	>27	1800N	2500N
4 x 6	7337A,40006 ST4	5410439193962	500	5,25	8,0	4,1	2,45	1-2,5	1,1	>27	3100N	3800N
4 x 8	7337A,40008 ST4	5410439193917	500	5,75	8,0	4,1	2,45	2,5-4,5	1,1	>27	3100N	3800N
4 x 10	7337A,40010 ST4	5410439193924	500	6,25	8,0	4,1	2,45	4,5-6,5	1,1	>27	3100N	3800N
4 x 13	7337A,40013 ST4	5410439193979	500	6,75	8,0	4,1	2,45	6,5-9,5	1,1	>27	3100N	3800N
4 x 16	7337A,40016 ST4	5410439193931	500	7,25	8,0	4,1	2,45	9,5-12	1,1	>27	3100N	3800N
4,8 x 8	7337A,48008 ST4	5410439193986	500	7,75	9,5	4,9	2,85	1,5-4	1,3	>28	4500N	6000N
4,8 x 10	7337A,48010 ST4	5410439193948	500	8,25	9,5	4,9	2,85	4-6	1,3	>28	4500N	6000N
4,8 x 12	7337A,48012 ST4	5410439193955	500	9,00	9,5	4,9	2,85	6-8	1,3	>28	4500N	6000N
4,8 x 14	7337A,48014 ST4	5410439193993	500	9,50	9,5	4,9	2,85	8-9,5	1,3	>28	4500N	6000N
4,8 x 16	7337A,48016 ST4	5410439194006	500	10,50	9,5	4,9	2,85	9,5-11	1,3	>28	4500N	6000N
4,8 x 18	7337A,48018 ST4	5410439194013	500	11,25	9,5	4,9	2,85	11-13	1,3	>28	4500N	6000N

SS
Hardened steel

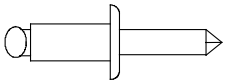

material : Steel/steel	**materiaal :** Staal/staal	**matière :** Acier/acier	**Werkstoff :** Stahl/Stahl
type : standard	**type :** standaard	**type :** standard	**Typ :** Normalmass
surface : zinc plated	**oppervlak :** verzinkt	**surface :** zingué	**Oberfläche :** verzinkt

Technical properties / Technische gegevens /
Données techniques / Technische Daten

d x l	art code	EAN	BOX	KG/ BOX	dk	drill	d1	fix	k	p	shear	tens.
3 x 5	7337A,30005 SS	5410439191203	500	3,00	6,0	3,1	1,92	0,5-1,5	0,9	>27	915N	1125N
3 x 6	7337A,30006 SS	5410439191210	500	3,25	6,0	3,1	1,92	1,5-3	0,9	>27	915N	1125N
3 x 8	7337A,30008 SS	5410439191234	500	3,75	6,0	3,1	1,92	3-5	0,9	>27	915N	1125N
3 x 10	7337A,30010 SS	5410439191241	500	3,75	6,0	3,1	1,92	5-7	0,9	>27	915N	1125N
3 x 12	7337A,30012 SS	5410439191258	500	3,75	6,0	3,1	1,92	7-9	0,9	>27	915N	1125N
3 x 14	7337A,30014 SS	5410439191265	500	3,75	6,0	3,1	1,92	9-11	0,9	>27	915N	1125N
3,2 x 6	7337A,32006 SS	5410439191579	500	3,25	6,3	3,3	1,92	1,5-3	0,9	>27	1060N	1285N
3,2 x 8	7337A,32008 SS	5410439191586	500	3,00	6,3	3,3	1,92	3-5	0,9	>27	1060N	1285N
3,2 x 10	7337A,32010 SS	5410439191227	500	41,25	6,3	3,3	1,92	5-7	0,9	>27	1060N	1285N
3,2 x 12	7337A,32012 SS	5410439191272	500	0,00	6,3	3,3	1,92	7-9	0,9	>27	1060N	1285N
3,2 x 14	7337A,32014 SS	5410439191289	500	0,00	6,3	3,3	1,92	9-11	0,9	>27	1060N	1285N
3,2 x 16	7337A,32016 SS	5410439191296	500	0,00	6,3	3,3	1,92	11-13	0,9	>27	1060N	1285N

SS Hardened steel

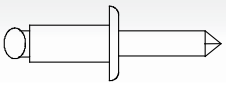

material : Steel/steel	**materiaal :** Staal/staal	**matière :** Acier/acier	**Werkstoff :** Stahl/Stahl
type : standard	**type :** standaard	**type :** standard	**Typ :** Normalmass
surface : zinc plated	**oppervlak :** verzinkt	**surface :** zingué	**Oberfläche :** verzinkt

Technical properties / Technische gegevens /
Données techniques / Technische Daten

d x l	art code	EAN	BOX	KG/ BOX	dk	drill	d1	fix	k	p	shear	tens.
4 x 6	7337A,40006 SS	5410439191302	500	5,50	8,0	4,1	2,42	0,5-2,5	1,1	>27	1550N	1990N
4 x 8	7337A,40008 SS	5410439191593	500	6,00	8,0	4,1	2,42	2,5-4,5	1,1	>27	1550N	1990N
4 x 10	7337A,40010 SS	5410439191609	500	6,50	8,0	4,1	2,42	4,5-6,5	1,1	>27	1550N	1990N
4 x 12	7337A,40012 SS	5410439191616	500	6,75	8,0	4,1	2,42	6,5-8,5	1,1	>27	1550N	1990N
4 x 14	7337A,40014 SS	5410439191319	500	7,00	8,0	4,1	2,42	8,5-10,5	1,1	>27	1550N	1990N
4 x 16	7337A,40016 SS	5410439191623	500	7,75	8,0	4,1	2,42	10-12,5	1,1	>27	1550N	1990N
4 x 18	7337A,40018 SS	5410439191326	500	7,50	8,0	4,1	2,42	12-14,5	1,1	>27	1550N	1990N
4 x 20	7337A,40020 SS	5410439191333	500	9,00	8,0	4,1	2,42	14-16,5	1,1	>27	1550N	1990N
4 x 22	7337A,40022 SS	5410439191340	500	0,00	8,0	4,1	2,42	16,5-18	1,1	>27	1550N	1990N
4 x 24	7337A,40024 SS	5410439191357	500	9,75	8,0	4,1	2,42	17-20	1,1	>27	1550N	1990N
4 x 26	7337A,40026 SS	5410439191364	500	10,00	8,0	4,1	2,42	18-23	1,1	>27	1550N	1990N
4 x 30	7337A,40030 SS	5410439191371	500	0,00	8,0	4,1	2,42	22-27	1,1	>27	1550N	1990N
4,8 x 6	7337A,48006 SS	5410439191388	500	7,50	9,5	4,9	2,9	1,0-2,5	1,3	>28	2305N	2920N
4,8 x 8	7337A,48008 SS	5410439191630	500	8,75	9,5	4,9	2,9	2,5-4,5	1,3	>28	2305N	2920N
4,8 x 10	7337A,48010 SS	5410439191647	500	9,50	9,5	4,9	2,9	4,5-6	1,3	>28	2305N	2920N
4,8 x 12	7337A,48012 SS	5410439191654	500	10,25	9,5	4,9	2,9	6-8	1,3	>28	2305N	2920N
4,8 x 14	7337A,48014 SS	5410439191661	500	10,75	9,5	4,9	2,9	8-10	1,3	>28	2305N	2920N
4,8 x 16	7337A,48016 SS	5410439191678	500	11,50	9,5	4,9	2,9	10-11,5	1,3	>28	2305N	2920N
4,8 x 18	7337A,48018 SS	5410439191395	500	11,75	9,5	4,9	2,9	11-13,5	1,3	>28	2305N	2920N
4,8 x 20	7337A,48020 SS	5410439191401	250	3,38	9,5	4,9	2,9	13,5-15	1,3	>28	2305N	2920N
4,8 x 22	7337A,48022 SS	5410439191685	250	3,38	9,5	4,9	2,9	15-17	1,3	>28	2305N	2920N
4,8 x 25	7337A,48025 SS	5410439191692	250	3,50	9,5	4,9	2,9	17-20	1,3	>28	2305N	2920N
4,8 x 30	7337A,48030 SS	5410439150750	250	4,05	9,5	4,9	2,9	20-25	1,3	>28	2305N	2920N
5 x 8	7337A,50008 SS	5410439191425	500	9,00	9,5	5,1	2,9	2,5-4	1,3	>28	2575N	3255N
5 x 10	7337A,50010 SS	5410439191418	500	9,50	9,5	5,1	2,9	4-6	1,3	>28	2575N	3255N
5 x 12	7337A,50012 SS	5410439191708	500	10,25	9,5	5,1	2,9	6-8	1,3	>28	2575N	3255N
5 x 14	7337A,50014 SS	5410439191432	500	11,75	9,5	5,1	2,9	8-10	1,3	>28	2575N	3255N
5 x 16	7337A,50016 SS	5410439191449	500	12,25	9,5	5,1	2,9	10-11,5	1,3	>28	2575N	3255N
5 x 18	7337A,50018 SS	5410439191456	500	12,75	9,5	5,1	2,9	11-13,5	1,3	>28	2575N	3255N
5 x 20	7337A,50020 SS	5410439191463	250	3,30	9,5	5,1	2,9	13,5-15	1,3	>28	2575N	3255N
6 x 12	7337A,60012 SS	5410439191487	250	4,13	11,7	6,1	3,38	4,5-6,5	1,6	>31	4040N	5020N
6 x 15	7337A,60015 SS	5410439191500	250	5,30	11,7	6,1	3,38	6,5-9,5	1,6	>31	4040N	5020N
6 x 18	7337A,60018 SS	5410439191470	250	5,63	11,7	6,1	3,38	9,5-12,5	1,6	>31	4040N	5020N
6 x 22	7337A,60022 SS	5410439191494	250	5,93	11,7	6,1	3,38	12,5-16	1,6	>31	4040N	5020N
6 x 26	7337A,60026 SS	5410439191517	250	6,25	11,7	6,1	3,38	16-19	1,6	>31	4040N	5020N
6 x 30	7337A,60030 SS	5410439191524	250	6,55	11,7	6,1	3,38	19-24	1,6	>31	4040N	5020N
6,4 x 12	7337A,64012 SS	5410439191715	250	5,00	12,7	6,5	3,80	3-6	1,7	>33	4355N	5415N
6,4 x 15	7337A,64015 SS	5410439191531	250	5,63	12,7	6,5	3,80	6-9	1,7	>33	4355N	5415N
6,4 x 18	7337A,64018 SS	5410439191548	250	5,88	12,7	6,5	3,80	9-12	1,7	>33	4355N	5415N
6,4 x 22	7337A,64022 SS	5410439191722	250	6,43	12,7	6,5	3,80	12-16	1,7	>33	4355N	5415N
6,4 x 26	7337A,64026 SS	5410439191555	250	6,55	12,7	6,5	3,80	16-20	1,7	>33	4355N	5415N
6,4 x 30	7337A,64030 SS	5410439191562	250	6,88	12,7	6,5	3,80	20-24	1,7	>33	4355N	5415N

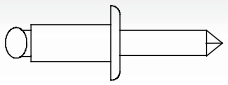

material : Copper/steel	**materiaal :** Koper/staal	**matière :** Cuivre /acier	**Werkstoff :** Kupfer/Stahl
type : standard	**type :** standaard	**type :** standard	**Typ :** Normalmass
surface : zinc plated	**oppervlak :** verzinkt	**surface :** zingué	**Oberfläche :** verzinkt

Technical properties / Technische gegevens /
Données techniques / Technische Daten

d x l	art code	EAN	BOX	KG/ BOX	dk	drill	d1	fix	k	p	shear	tens.
3 x 5	7337A,30005 CS	5410439193122	500	2,75	6,0	3,1	1,78	0,5-2	0,9	>27	600N	700N
3 x 6	7337A,30006 CS	5410439193139	500	3,00	6,0	3,1	1,78	1-3	0,9	>27	600N	700N
3 x 8	7337A,30008 CS	5410439193146	500	3,25	6,0	3,1	1,78	3-5	0,9	>27	600N	700N
3 x 10	7337A,30010 CS	5410439193009	500	3,50	6,0	3,1	1,78	5-7	0,9	>27	600N	700N
3 x 12	7337A,30012 CS	5410439193115	500	3,75	6,0	3,1	1,78	7-9	0,9	>27	600N	700N
3,2 x 6	7337A,32006 CS	5410439193153	500	3,25	6,3	3,3	1,78	1-3	0,9	>27	700N	800N
3,2 x 8	7337A,32008 CS	5410439193160	500	3,50	6,3	3,3	1,78	3-5	0,9	>27	700N	800N
3,2 x 10	7337A,32010 CS	5410439193177	500	3,75	6,3	3,3	1,78	5-7	0,9	>27	700N	800N
3,2 x 12	7337A,32012 CS	5410439193184	500	4,00	6,3	3,3	1,78	7-9	0,9	>27	700N	800N
4 x 6	7337A,40006 CS	5410439193191	500	5,50	8,0	4,1	2,18	1-2	1,1	>27	1000N	1500N
4 x 8	7337A,40008 CS	5410439193207	500	6,00	8,0	4,1	2,18	2-4	1,1	>27	1000N	1500N
4 x 10	7337A,40010 CS	5410439193214	500	6,50	8,0	4,1	2,18	4-6	1,1	>27	1000N	1500N
4 x 12	7337A,40012 CS	5410439193221	500	7,00	8,0	4,1	2,18	6-8	1,1	>27	1000N	1500N
4 x 14	7337A,40014 CS	5410439193238	500	7,50	8,0	4,1	2,18	8-10	1,1	>27	1000N	1500N
4 x 16	7337A,40016 CS	5410439193245	500	8,00	8,0	4,1	2,18	10-12	1,1	>27	1000N	1500N
4,8 x 8	7337A,48008 CS	5410439193290	500	8,75	9,5	4,9	2,68	1,5-3,5	1,3	>28	1500N	2000N
4,8 x 10	7337A,48010 CS	5410439193283	500	9,25	9,5	4,9	2,68	3,5-5,5	1,3	>28	1500N	2000N
4,8 x 12	7337A,48012 CS	5410439193276	500	9,75	9,5	4,9	2,68	5,5-7,5	1,3	>28	1500N	2000N
4,8 x 14	7337A,48014 CS	5410439193269	500	10,25	9,5	4,9	2,68	7,5-9,5	1,3	>28	1500N	2000N
4,8 x 16	7337A,48016 CS	5410439193092	500	10,75	9,5	4,9	2,68	9,5-11,5	1,3	>28	1500N	2000N
4,8 x 18	7337A,48018 CS	5410439193252	500	11,25	9,5	4,9	2,68	11-13,5	1,3	>28	1500N	2000N
4,8 x 20	7337A,48020 CS	5410439193108	250	2,93	9,5	4,9	2,68	13-15,5	1,3	>28	1500N	2000N

N
nylon

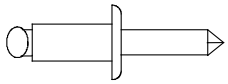

material : polyamide/polyamide	**materiaal :** Polyamide/Polyamide	**matière :** polyamide/polyamide	**Werkstoff :** polyamid/polyamid
type : standard	**type :** standaard	**type :** standard	**Typ :** Normalmass
surface : self colour	**oppervlak :** naturel	**surface :** naturel	**Oberfläche :** naturel

Technical properties / Technische gegevens /
Données techniques / Technische Daten

d x l	art code	EAN	BOX	KG/ BOX	dk	drill	d1	fix	k	p	shear	tens.
4 x 8	7337A,40008 N	5410439193689	500	1,25	9,0	4,1	2,5	0,5-5	1,2	>27	180N	--
4 x 12	7337A,40012 N	5410439193702	500	0,00	9,0	4,1	2,5	5-9	1,2	>27	180N	--
5 x 8	7337A,50008 N	5410439193726	500	0,00	11,0	5,1	3,0	0,5-5	1,5	>27	290N	--
5 x 12	7337A,50012 N	5410439193719	500	1,75	11,0	5,1	3,0	5-9	1,5	>27	290N	--
6 x 8	7337A,60008 N	5410439193696	250	0,30	13,0	6,1	3,5	0,5-5	1,5	>27	440N	--
6 x 12	7337A,60012 N	5410439193733	250	0,00	13,0	6,1	3,5	5-9	1,5	>27	440N	--

Din 7337A

BLIND RIVET DOME HEAD

BLINDKLINKNAGEL PLATBOLKOP

RIVET AVEUGLE TÊTE PLATE BOMBÉE

BLINDNIET FLACHRUNDKOPF

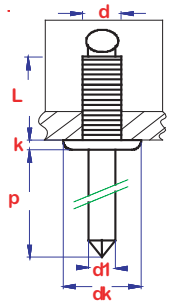

ASG alu /steel

material : aluminium(AlMg3/5)/steel	**materiaal :** aluminiumAlMg3/5)/staal	**matière :** aluminium(AlMg3/5)/acier	**Werkstoff :** aluminiumAlMg3/5)/Stahl
type : grooved rivets	**type :** gegroefde schacht	**type :** rivet cannelé	**Typ :** gerilltem Nietschaft
surface : zinc plated	**oppervlak :** verzinkt	**surface :** zingué	**Oberfläche :** verzinkt

Technical properties / Technische gegevens /
Données techniques / Technische Daten

d x l	art code	EAN	BOX	KG/ BOX	dk	drill	d1	fix	k	p	shear	tens.
3,2 x 10	7337A,32010 ASG	5410439193542	500	1,75	6,3	3,5	1,7	-> 6	1,1	>27	525N	930N
3,2 x 14	7337A,32014 ASG	5410439193641	500	2,50	6,3	3,5	1,7	->10	1,1	>27	525N	930N
4 x 8	7337A,40008 ASG	5410439193559	500	4,00	8,0	4,3	2,1	-> 4	1,4	>27	885N	1410N
4 x 10	7337A,40010 ASG	5410439193658	500	4,50	8,0	4,3	2,1	-> 6	1,4	>27	885N	1410N
4 x 12	7337A,40012 ASG	5410439193566	500	4,25	8,0	4,3	2,1	-> 8	1,4	>27	885N	1410N
4 x 16	7337A,40016 ASG	5410439193573	500	4,50	8,0	4,3	2,1	->12	1,4	>27	885N	1410N
4,8 x 8	7337A,48008 ASG	5410439193665	500	6,50	9,5	5,1	2,6	-> 4	1,7	>28	1185N	1575N
4,8 x 10	7337A,48010 ASG	5410439193580	500	6,25	9,5	5,1	2,6	-> 6	1,7	>28	1185N	1575N
4,8 x 11	7337A,48011 ASG	5410439193597	500	6,50	9,5	5,1	2,6	-> 7	1,7	>28	1185N	1575N
4,8 x 12	7337A,48012 ASG	5410439193603	500	7,25	9,5	5,1	2,6	-> 8	1,7	>28	1185N	1575N
4,8 x 14	7337A,48014 ASG	5410439193610	500	7,25	9,5	5,1	2,6	->10	1,7	>28	1185N	1575N
4,8 x 16	7337A,48016 ASG	5410439193627	500	8,00	9,5	5,1	2,6	->12	1,7	>28	1185N	1575N
4,8 x 18	7337A,48018 ASG	5410439193634	500	7,50	9,5	5,1	2,6	->14	1,7	>28	1185N	1575N
4,8 x 20	7337A,48020 ASG	5410439193528	250	1,93	9,5	5,1	2,6	->16	1,7	>28	1185N	1575N
4,8 x 25	7337A,48025 ASG	5410439193535	250	2,05	9,5	5,1	2,6	->21	1,7	>28	1185N	1575N
4,8 x 30	7337A,48030 ASG	5410439193672	250	2,18	9,5	5,1	2,6	->26	1,7	>28	1185N	1575N

BLIND RIVET DOME HEAD

BLINDKLINKNAGEL PLATBOLKOP

RIVET AVEUGLE TÊTE PLATE BOMBÉE

BLINDNIET FLACHRUNDKOPF

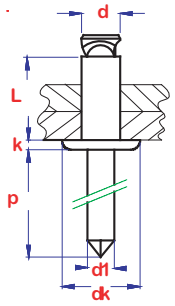

ASS alu /steel

material : aluminium(AlMg3/5)/steel	**materiaal :** aluminium(AlMg3/5)/staal	**matière :** aluminiumAlMg3/5)/acier	**Werkstoff :** aluminium(AlMg3/5)/Stahl
type : peel rivets	**type :** spreidnagel	**type :** rivet éclaté	**Typ :** Spreizniete
surface : zinc plated	**oppervlak :** verzinkt	**surface :** zingué	**Oberfläche :** verzinkt

Technical properties / Technische gegevens /
Données techniques / Technische Daten

d x l	art code	EAN	BOX	KG/ BOX	dk	drill	d1	fix	k	p	shear	tens.
3,2 x 8	7337A,32008 ASS	5410439193511	500	2,50	6,3	3,5	1,78	0,5-1	0,9	>27	765N	700N
3,2 x 10	7337A,32010 ASS	5410439193382	500	3,25	6,3	3,5	1,78	1-3	0,9	>27	765N	700N
3,2 x 12	7337A,32012 ASS	5410439193504	500	3,00	6,3	3,5	1,78	3-5	0,9	>27	765N	700N
4 x 10	7337A,40010 ASS	5410439193399	500	4,50	8,0	4,3	2,18	1,5-5	1,1	>27	1260N	1150N
4 x 12	7337A,40012 ASS	5410439193405	500	4,75	8,0	4,3	2,18	4-6,5	1,1	>27	1260N	1150N
4 x 14	7337A,40014 ASS	5410439193412	500	4,75	8,0	4,3	2,18	6-9	1,1	>27	1260N	1150N
4 x 16	7337A,40016 ASS	5410439193429	500	5,00	8,0	4,3	2,18	8-11	1,1	>27	1260N	1150N
4 x 18	7337A,40018 ASS	5410439193436	500	5,50	8,0	4,3	2,18	10-13	1,1	>27	1260N	1150N
4 x 20	7337A,40020 ASS	5410439193443	500	5,75	8,0	4,3	2,18	12-15	1,1	>27	1260N	1150N
4 x 25	7337A,40025 ASS	5410439193450	250	1,55	8,0	4,3	2,18	15-20	1,1	>27	1260N	1150N
4 x 30	7337A,40030 ASS	5410439193467	250	1,75	8,0	4,3	2,18	20-25	1,1	>27	1260N	1150N
4,8 x 10	7337A,48010 ASS	5410439193474	500	6,50	9,5	5,1	2,68	0,5-4,0	1,3	>28	1870N	1610N
4,8 x 12	7337A,48012 ASS	5410439193481	500	7,25	9,5	5,1	2,68	2-6	1,3	>28	1870N	1610N
4,8 x 14	7337A,48014 ASS	5410439193498	500	8,00	9,5	5,1	2,68	4-8	1,3	>28	1870N	1610N
4,8 x 16	7337A,48016 ASS	5410439193320	500	7,75	9,5	5,1	2,68	6-10	1,3	>28	1870N	1610N
4,8 x 18	7337A,48018 ASS	5410439193337	500	8,00	9,5	5,1	2,68	8-12	1,3	>28	1870N	1610N
4,8 x 20	7337A,48020 ASS	5410439193306	500	9,00	9,5	5,1	2,68	10-14	1,3	>28	1870N	1610N
4,8 x 22	7337A,48022 ASS	5410439193313	500	9,25	9,5	5,1	2,68	12-16	1,3	>28	1870N	1610N
4,8 x 25	7337A,48025 ASS	5410439193344	250	2,55	9,5	5,1	2,68	16-19	1,3	>28	1870N	1610N
4,8 x 30	7337A,48030 ASS	5410439193351	250	3,00	9,5	5,1	2,68	19-24	1,3	>28	1870N	1610N
4,8 x 35	7337A,48035 ASS	5410439193368	250	2,93	9,5	5,1	2,68	24-29	1,3	>28	1870N	1610N
4,8 x 40	7337A,48040 ASS	5410439193375	250	3,75	9,5	5,1	2,68	29-34	1,3	>28	1870N	1610N

Din 7337A

BLIND RIVET DOME HEAD

BLINDKLINKNAGEL PLATBOLKOP

RIVET AVEUGLE TÊTE PLATE BOMBÉE

BLINDNIET FLACHRUNDKOPF

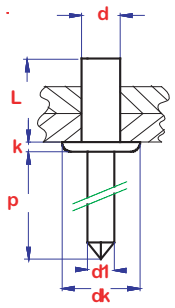

TA2
A2 / A2

material : A2/A2	**materiaal :** inox A2/inox A2	**matière :** inox A2/inox A2	**Werkstoff :** A2/A2
type : sealed rivet	**type :** water en gasdicht	**type :** rivet étanche	**Typ :** Dicht-Blindnietet
surface : plain	**oppervlak :** blank	**surface :** brut	**Oberfläche :** roh

Technical properties / Technische gegevens /
Données techniques / Technische Daten

d x l	art code	EAN	BOX	KG/ BOX	dk	drill	d1	fix	k	p	shear	tens.
3,2 x 6	7337A,32006 TA2	5410439194358	500	3,00	6,0	3,3	1,9	0,5-1,5	0,9	>27	2000N	2500N
3,2 x 8	7337A,32008 TA2	5410439194341	500	3,25	6,0	3,3	1,9	1,5-3	0,9	>27	2000N	2500N
3,2 x 10	7337A,32010 TA2	5410439194365	500	3,50	6,0	3,3	1,9	3-5	0,9	>27	2000N	2500N
3,2 x 12	7337A,32012 TA2	5410439194372	500	3,75	6,0	3,3	1,9	5-7	0,9	>27	2000N	2500N
4 x 6	7337A,40006 TA2	5410439194242	500	5,50	8,0	4,1	2,3	0,5-1,5	1,2	>27	3000N	4000N
4 x 8	7337A,40008 TA2	5410439194259	500	5,00	8,0	4,1	2,3	1,5-3	1,2	>27	3000N	4000N
4 x 10	7337A,40010 TA2	5410439194266	500	6,50	8,0	4,1	2,3	3-5	1,2	>27	3000N	4000N
4 x 12	7337A,40012 TA2	5410439194273	500	5,50	8,0	4,1	2,3	5-6,5	1,2	>27	3000N	4000N
4 x 16	7337A,40016 TA2	5410439194327	500	7,75	8,0	4,1	2,3	6,5-10,5	1,2	>27	3000N	4000N
4,8 x 8	7337A,48008 TA2	5410439194334	500	8,00	9,5	4,9	2,85	1-3	1,5	>28	4500N	5000N
4,8 x 10	7337A,48010 TA2	5410439194280	500	8,50	9,5	4,9	2,85	3-5	1,5	>28	4500N	5000N
4,8 x 12	7337A,48012 TA2	5410439194297	500	9,00	9,5	4,9	2,85	5-6,5	1,5	>28	4500N	5000N
4,8 x 16	7337A,48016 TA2	5410439194303	500	10,25	9,5	4,9	2,85	6,5-10,5	1,5	>28	4500N	5000N
4,8 x 20	7337A,48020 TA2	5410439194310	250	2,68	9,5	4,9	2,85	10,5-14	1,5	>28	4500N	5000N

TA
alu /steel

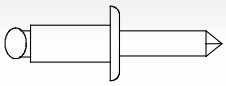

material : Aluminium(AlMg3/5)/steel	**materiaal :** Aluminium(AlMg3/5)/staal	**matière :** AluminiumAlMg3/5)/acier	**Werkstoff :** Aluminium(AlMg3/5)/Stahl
type : sealed rivets	**type :** water en gasdicht	**type :** rivet étanche	**Typ :** Dicht-Blindniete
surface : polished	**oppervlak :** gepolijst	**surface :** polis	**Oberfläche :** poliert

Technical properties / Technische gegevens /
Données techniques / Technische Daten

d x l	art code	EAN	BOX	KG/ BOX	dk	drill	d1	fix	k	p	shear	tens.
3,2 x 6	7337A,32006 TA	5410439192767	500	2,50	6,0	3,3	1,7	0,5-2,0	1,4	>27	1070N	1250N
3,2 x 8	7337A,32008 TA	5410439192774	500	1,50	6,0	3,3	1,7	2-3,5	1,4	>27	1070N	1250N
3,2 x 10	7337A,32009 TA	5410439192620	500	0,00	6,0	3,3	1,7	3,5-5	1,4	>27	1070N	1250N
3,2 x 11	7337A,32010 TA	5410439192613	500	7,50	6,0	3,3	1,7	5-6,5	1,4	>27	1070N	1250N
3,2 x 13	7337A,32012 TA	5410439192637	500	7,50	6,0	3,3	1,7	6,5-8	1,4	>27	1070N	1250N
4 x 8	7337A,40008 TA	5410439192644	500	4,00	8,0	4,1	2,18	0,5-3,5	1,4	>27	1710N	2240N
4 x 10	7337A,40009 TA	5410439192781	500	4,00	8,0	4,1	2,18	3,5-4,5	1,4	>27	1710N	2240N
4 x 11	7337A,40011 TA	5410439192651	500	4,50	8,0	4,1	2,18	4,5-6,5	1,4	>27	1710N	2240N
4 x 13	7337A,40012 TA	5410439192668	500	4,75	8,0	4,1	2,18	6,5-8	1,4	>27	1710N	2240N
4 x 15	7337A,40015 TA	5410439192798	500	4,75	8,0	4,1	2,18	8-10,5	1,4	>27	1710N	2240N
4,8 x 8	7337A,48008 TA	5410439192675	500	6,00	9,5	4,9	2,63	1-3	1,7	>28	2230N	3070N
4,8 x 10	7337A,48009 TA	5410439192682	500	6,00	9,5	4,9	2,63	3-4,5	1,7	>28	2230N	3070N
4,8 x 11	7337A,48011 TA	5410439192699	500	6,75	9,5	4,9	2,63	4,5-6	1,7	>28	2230N	3070N
4,8 x 13	7337A,48012 TA	5410439192705	500	6,75	9,5	4,9	2,63	6-7,5	1,7	>28	2230N	3070N
4,8 x 14	7337A,48014 TA	5410439192712	500	7,00	9,5	4,9	2,63	7,5-9	1,7	>28	2230N	3070N
4,8 x 16	7337A,48016 TA	5410439192729	500	7,50	9,5	4,9	2,63	9-11	1,7	>28	2230N	3070N
4,8 x 18	7337A,48018 TA	5410439192736	500	7,75	9,5	4,9	2,63	11-13	1,7	>28	2230N	3070N
4,8 x 21	7337A,48021 TA	5410439192743	250	2,13	9,5	4,9	2,63	13-16	1,7	>28	2230N	3070N
4,8 x 25	7337A,48025 TA	5410439192750	250	2,25	9,5	4,9	2,63	16-20	1,7	>28	2230N	3070N
6,4 x 13	7337A,64012 TA	5410439192804	250	3,38	12,7	6,5	3,7	1,5-6	2,1	>33	3950N	5000N
6,4 x 16	7337A,64016 TA	5410439192811	250	3,50	12,7	6,5	3,7	6-8	2,1	>33	3950N	5000N

Din 7337B

BLIND RIVET COUNTERSUNK HEAD

BLINDKLINKNAGEL VEZONKENKOP

RIVET AVEUGLE TÊTE FRAISÉE

BLINDNIET SENKKOPF

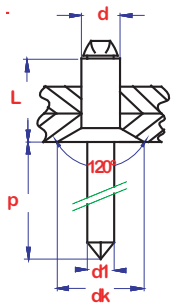

AS alu /steel

material : Aluminium(AlMg3/5)/steel	**materiaal :** Aluminium(AlMg3/5)/staal	**matière :** AluminiumAlMg3/5)/acier	**Werkstoff :** Aluminium(AlMg3/5)/Stahl
type : standard	**type :** standaard	**type :** standard	**Typ :** Normalmass
surface : zinc plated	**oppervlak :** verzinkt	**surface :** zingué	**Oberfläche :** verzinkt

Technical properties / Technische gegevens /
Données techniques / Technische Daten

d x L	art code	EAN	BOX	KG/ BOX	dk	drill	d1	fix	p	shear	tens.
2,4 x 6	7337B,24006 AS	5410439192590	500	1,50	4,8	2,5	1,38	1,5-4	>27	314N	353N
2,4 x 8	7337B,24008 AS	5410439192583	500	1,50	4,8	2,5	1,38	4-6	>27	314N	353N
2,4 x 10	7337B,24010 AS	5410439192606	500	1,75	4,8	2,5	1,38	6-8	>27	314N	353N
3 x 6	7337B,30006 AS	5410439192569	500	2,25	6,0	3,1	1,78	1,5-3,5	>27	620N	810N
3 x 8	7337B,30008 AS	5410439192576	500	2,50	6,0	3,1	1,78	3,5-5,5	>27	620N	810N
3 x 10	7337B,30010 AS	5410439192552	500	2,75	6,0	3,1	1,78	5,5-7	>27	620N	810N
3 x 12	7337B,30012 AS	5410439206075	500	2,75	6,0	3,1	1,78	7-9	>27	620N	810N
3 x 14	7337B,30014 AS	5410439192545	500	3,00	6,0	3,1	1,78	9-12	>27	620N	810N
3,2 x 6	7337B,32006 AS	5410439191142	500	2,50	6,0	3,3	1,78	1,5-3,5	>27	760N	980N
3,2 x 8	7337B,32008 AS	5410439191159	500	2,50	6,0	3,3	1,78	3,5-5	>27	760N	980N
3,2 x 10	7337B,32010 AS	5410439191166	500	2,75	6,0	3,3	1,78	5-7	>27	760N	980N
3,2 x 12	7337B,32012 AS	5410439191173	500	3,00	6,0	3,3	1,78	7-9	>27	760N	980N
3,2 x 14	7337B,32014 AS	5410439191180	500	3,25	6,0	3,3	1,78	9-10,5	>27	760N	980N
3,2 x 16	7337B,32016 AS	5410439191197	500	3,50	6,0	3,3	1,78	10,5-13	>27	760N	980N
4 x 6	7337B,40006 AS	5410439190992	500	4,00	7,5	4,1	2,18	1,5-3	>27	1200N	1600N
4 x 8	7337B,40008 AS	5410439206082	500	4,00	7,5	4,1	2,18	3-5	>27	1200N	1600N
4 x 10	7337B,40010 AS	5410439190886	500	4,00	7,5	4,1	2,18	5-6,5	>27	1200N	1600N
4 x 12	7337B,40012 AS	5410439191005	500	4,25	7,5	4,1	2,18	6,5-8,5	>27	1200N	1600N
4 x 14	7337B,40014 AS	5410439191012	500	4,75	7,5	4,1	2,18	8,5-10,5	>27	1200N	1600N
4 x 16	7337B,40016 AS	5410439190893	500	5,00	7,5	4,1	2,18	10-12,5	>27	1200N	1600N
4 x 18	7337B,40018 AS	5410439191029	500	5,25	7,5	4,1	2,18	12-14,5	>27	1200N	1600N
4 x 20	7337B,40020 AS	5410439190909	500	6,00	7,5	4,1	2,18	14-16,5	>27	1200N	1600N
4,8 x 8	7337B,48008 AS	5410439191050	500	6,25	9,0	4,9	2,68	2-4,5	>28	1690N	2230N
4,8 x 10	7337B,48010 AS	5410439191043	500	6,50	9,0	4,9	2,68	4,5-6	>28	1690N	2230N
4,8 x 12	7337B,48012 AS	5410439191036	500	7,00	9,0	4,9	2,68	6-8	>28	1690N	2230N
4,8 x 14	7337B,48014 AS	5410439190916	500	7,25	9,0	4,9	2,68	8-10	>28	1690N	2230N
4,8 x 16	7337B,48016 AS	5410439190923	500	7,75	9,0	4,9	2,68	10-12	>28	1690N	2230N
4,8 x 18	7337B,48018 AS	5410439191067	500	8,00	9,0	4,9	2,68	12-14	>28	1690N	2230N
4,8 x 20	7337B,48020 AS	5410439190930	250	2,05	9,0	4,9	2,68	14-16	>28	1690N	2230N
4,8 x 25	7337B,48025 AS	5410439191074	250	2,30	9,0	4,9	2,68	16-21	>28	1690N	2230N

AS
alu /steel

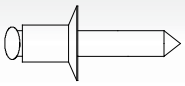

material : Aluminium(AlMg3/5)/steel	**materiaal :** Aluminium(AlMg3/5)/staal	**matière :** AluminiumAlMg3/5)/acier	**Werkstoff :** Aluminium(AlMg3/5)/Stahl
type : standard	**type :** standaard	**type :** standard	**Typ :** Normalmass
surface : zinc plated	**oppervlak :** verzinkt	**surface :** zingué	**Oberfläche :** verzinkt

Technical properties / Technische gegevens /
Données techniques / Technische Daten

d x L	art code	EAN	BOX	KG/ BOX	dk	drill	d1	fix	p	shear	tens.
4,8 x 30	7337B,48030 AS	5410439191081	250	2,55	9,0	4,9	2,68	21-25	>28	1690N	2230N
4,8 x 35	7337B,48035 AS	5410439190947	250	2,80	9,0	4,9	2,68	25-30	>28	1690N	2230N
5 x 8	7337B,50008 AS	5410439191128	500	6,25	9,0	5,1	2,68	2,5-4,5	>27	2000N	2500N
5 x 10	7337B,50010 AS	5410439190954	500	6,75	9,0	5,1	2,68	4,5-6	>27	2000N	2500N
5 x 12	7337B,50012 AS	5410439191098	500	7,00	9,0	5,1	2,68	6-8	>27	2000N	2500N
5 x 14	7337B,50014 AS	5410439191104	500	7,25	9,0	5,1	2,68	8-10	>27	2000N	2500N
5 x 16	7337B,50016 AS	5410439190961	500	7,75	9,0	5,1	2,68	10-12	>27	2000N	2500N
5 x 18	7337B,50018 AS	5410439191111	500	8,25	9,0	5,1	2,68	12-14	>27	2000N	2500N
5 x 20	7337B,50020 AS	5410439191135	250	2,13	9,0	5,1	2,68	14-17	>27	2000N	2500N
5 x 25	7337B,50025 AS	5410439190978	250	2,38	9,0	5,1	2,68	17-21	>27	2000N	2500N
5 x 30	7337B,50030 AS	5410439190985	250	2,63	9,0	5,1	2,68	21-25	>27	2000N	2500N

STST
A2 / A2

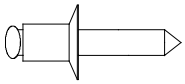

material : A2/A2	**materiaal :** inox A2/inox A2	**matière :** inox A2/inox A2	**Werkstoff :** A2/A2
type : standard	**type :** standaard	**type :** standard	**Typ :** Normalmass
surface : plain	**oppervlak :** blank	**surface :** brut	**Oberfläche :** roh

Technical properties / Technische gegevens /
Données techniques / Technische Daten

d x L	art code	EAN	BOX	KG/ BOX	dk	drill	d1	fix	p	shear	tens.
3,2 x 6	7337B,32006 STS	5410439193818	500	3,00	6,0	3,3	1,95	1-3	>27	1800N	2500N
3,2 x 8	7337B,32008 STS	5410439193757	500	3,25	6,0	3,3	1,95	3-5	>27	1800N	2500N
3,2 x 10	7337B,32010 STS	5410439193825	500	3,50	6,0	3,3	1,95	5-7	>27	1800N	2500N
3,2 x 12	7337B,32012 STS	5410439193832	500	3,75	6,0	3,3	1,95	7-9	>27	1800N	2500N
4 x 6	7337B,40006 STS	5410439193849	500	5,25	7,5	4,1	2,45	1-2,5	>27	3100N	3800N
4 x 8	7337B,40008 STS	5410439193764	500	5,75	7,5	4,1	2,45	2,5-4,5	>27	3100N	3800N
4 x 10	7337B,40010 STS	5410439193856	500	6,25	7,5	4,1	2,45	4,5-6,5	>27	3100N	3800N
4 x 12	7337B,40012 STS	5410439193863	500	6,75	7,5	4,1	2,45	6,5-8,5	>27	3100N	3800N
4 x 15	7337B,40015 STS	5410439193771	500	7,25	7,5	4,1	2,45	8,5-11	>27	3100N	3800N
4,8 x 8	7337B,48008 STS	5410439193870	500	7,75	9,0	4,9	2,85	1,5-4	>27	4500N	6000N
4,8 x 10	7337B,48010 STS	5410439193788	500	8,25	9,0	4,9	2,85	4-6	>27	4500N	6000N
4,8 x 12	7337B,48012 STS	5410439193887	500	9,75	9,0	4,9	2,85	6-8	>27	4500N	6000N
4,8 x 15	7337B,48015 STS	5410439193795	500	10,00	9,0	4,9	2,85	8-10	>27	4500N	6000N
4,8 x 18	7337B,48018 STS	5410439193894	500	11,25	9,0	4,9	2,85	10-13	>27	4500N	6000N
4,8 x 21	7337B,48021 STS	5410439193801	250	2,88	9,0	4,9	2,85	11-15	>27	4500N	6000N
4,8 x 25	7337B,48025 STS	5410439193900	250	3,00	9,0	4,9	2,85	15-20	>27	4500N	6000N

Din 7337C

BLIND RIVET LARGE DOME HEAD

BLINDKLINKNAGEL GROTE KOP

RIVET AVEUGLE TÊTE LARGE

BLINDNIET GROSSER FLACHRUNDKOPF

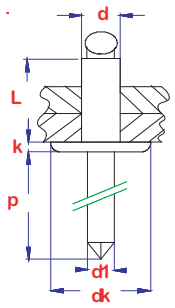

ASL alu /steel

material : Aluminium/steel	**materiaal :** Aluminium/staal	**matière :** Aluminium/acier	**Werkstoff :** Aluminium/Stahl
type : standard	**type :** standaard	**type :** standard	**Typ :** Normalmass
surface : zinc plated Cr3+	**oppervlak :** verzinkt Cr3+	**surface :** zingué Cr3+	**Oberfläche :** verzinkt Cr3+

Technical properties / Technische gegevens /
Données techniques / Technische Daten

d x l	art code	EAN	BOX	KG/ BOX	dk	drill	d1	fix	k	p	shear	tens.
3,2 x 6	7337C,32006 ASL	5410439210461	500	2,50	9,5	3,3	1,78	1-3,5	1,3	>27	740N	980N
3,2 x 8	7337C,32008 ASL	5410439204972	500	3,50	9,5	3,3	1,78	3,5-5	1,3	>27	740N	980N
3,2 x 10	7337C,32010 ASL	5410439204750	500	3,50	9,5	3,3	1,78	5-7	1,3	>27	740N	980N
3,2 x 12	7337C,32012 ASL	5410439210683	500	3,25	9,5	3,3	1,78	7-9	1,3	>27	740N	980N
3,2 x 14	7337C,32014 ASL	5410439210690	500	3,50	9,5	3,3	1,78	9-11	1,3	>27	740N	980N
4 x 6	7337C,40006 ASL	5410439211253	500	4,50	11,9	4,1	2,18	0,5-3	1,6	>27	1180N	1600N
4 x 8	7337C,40008 ASL	5410439204989	500	4,50	11,9	4,1	2,18	3-5	1,6	>27	1180N	1600N
4 x 10	7337C,40010 ASL	5410439203470	500	5,00	11,9	4,1	2,18	5-6,5	1,6	>27	1180N	1600N
4 x 12	7337C,40012 ASL	5410439201360	500	5,00	11,9	4,1	2,18	6,5-8,5	1,6	>27	1180N	1600N
4 x 14	7337C,40014 ASL	5410439204996	500	5,50	11,9	4,1	2,18	9-10,5	1,6	>27	1180N	1600N
4 x 16	7337C,40016 ASL	5410439203678	500	5,50	11,9	4,1	2,18	10-12,5	1,6	>27	1180N	1600N
4 x 18	7337C,40018 ASL	5410439205955	500	6,00	11,9	4,1	2,18	12-15	1,6	>27	1180N	1600N
4 x 20	7337C,40020 ASL	5410439204644	500	6,25	11,9	4,1	2,18	15-17	1,6	>27	1180N	1600N
4,8 x 8	7337C,48008 ASL	5410439205962	250	1,93	15,8	4,9	2,68	1-4,5	2,1	>28	1540N	2230N
4,8 x 10	7337C,48010 ASL	5410439205979	250	2,13	15,8	4,9	2,68	3,5-6	2,1	>28	1540N	2230N
4,8 x 12	7337C,48012 ASL	5410439190756	250	2,05	15,8	4,9	2,68	6-8	2,1	>28	1540N	2230N
4,8 x 14	7337C,48014 ASL	5410439201377	250	2,18	15,8	4,9	2,68	8-10	2,1	>28	1540N	2230N
4,8 x 16	7337C,48016 ASL	5410439201384	250	2,50	15,8	4,9	2,68	10-12	2,1	>28	1540N	2230N
4,8 x 18	7337C,48018 ASL	5410439201391	250	2,63	15,8	4,9	2,68	12-14	2,1	>28	1540N	2230N
4,8 x 20	7337C,48020 ASL	5410439107815	250	2,50	15,8	4,9	2,68	14-16	2,1	>28	1540N	2230N
4,8 x 22	7337C,48022 ASL	5410439201407	250	2,68	15,8	4,9	2,68	16-18	2,1	>28	1540N	2230N
4,8 x 24	7337C,48024 ASL	5410439201414	250	2,63	15,8	4,9	2,68	18-20,5	2,1	>28	1540N	2230N
4,8 x 26	7337C,48026 ASL	5410439190763	250	2,80	15,8	4,9	2,68	20-22,5	2,1	>28	1540N	2230N
4,8 x 28	7337C,48028 ASL	5410439201421	250	2,93	15,8	4,9	2,68	22-24,5	2,1	>28	1540N	2230N
4,8 x 30	7337C,48030 ASL	5410439205986	250	3,05	15,8	4,9	2,68	23-25	2,1	>28	1540N	2230N
4,8 x 35	7337C,48035 ASL	5410439205993	250	3,25	15,8	4,9	2,68	25-30	2,1	>28	1540N	2230N
5 x 8	7337C,50008 ASL	5410439190800	250	1,80	13,9	5,1	2,68	2,5-4,5	1,9	>28	1600N	2400N
5 x 10	7337C,50010 ASL	5410439190770	250	1,93	13,9	5,1	2,68	4,5-6	1,9	>28	1600N	2400N
5 x 12	7337C,50012 ASL	5410439190794	250	2,00	13,9	5,1	2,68	6-8	1,9	>28	1600N	2400N
5 x 14	7337C,50014 ASL	5410439190787	250	2,25	13,9	5,1	2,68	8-10	1,9	>28	1600N	2400N

ASL alu /steel

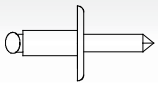

material : Aluminium/steel	**materiaal :** Aluminium/staal	**matière :** Aluminium/acier	**Werkstoff :** Aluminium/Stahl
type : standard	**type :** standaard	**type :** standard	**Typ :** Normalmass
surface : zinc plated Cr3+	**oppervlak :** verzinkt Cr3+	**surface :** zingué Cr3+	**Oberfläche :** verzinkt Cr3+

Technical properties / Technische gegevens /
Données techniques / Technische Daten

d x l	art code	EAN	BOX	KG/ BOX	dk	drill	d1	fix	k	p	shear	tens.
5 x 16	7337C,50016 ASL	5410439190817	250	2,18	13,9	5,1	2,68	10-12	1,9	>28	1600N	2400N
5 x 18	7337C,50018 ASL	5410439190824	250	2,25	13,9	5,1	2,68	12-14	1,9	>28	1600N	2400N
5 x 21	7337C,50021 ASL	5410439190831	250	2,63	13,9	5,1	2,68	14-17	1,9	>28	1600N	2400N
5 x 24	7337C,50024 ASL	5410439190848	250	2,50	13,9	5,1	2,68	17-20	1,9	>28	1600N	2400N
5 x 27	7337C,50027 ASL	5410439190855	250	2,88	13,9	5,1	2,68	20-23	1,9	>28	1600N	2400N
5 x 30	7337C,50030 ASL	5410439190862	250	2,93	13,9	5,1	2,68	23-26	1,9	>28	1600N	2400N

ASL alu /steel

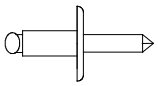

material : Aluminium/steel	**materiaal :** Aluminium/staal	**matière :** Aluminium/acier	**Werkstoff :** Aluminium/Stahl
type : packing 100pcs	**type :** verpakt per 100st	**type :** emballage 100pcs	**Typ :** Packung pro 100St
surface : zinc plated Cr3+	**oppervlak :** verzinkt Cr3+	**surface :** zingué Cr3+	**Oberfläche :** verzinkt Cr3+

Technical properties / Technische gegevens /
Données techniques / Technische Daten

d x l	art code	EAN	BOX	KG/ BOX	dk	drill	d1	fix	k	p	shear	tens.
4 x 12	7337CK40012 ASL	5410439237666	100	0,25	12	4,1	2,18	6,5-8,5	1,6	>27	1180N	1600N
4 x 16	7337CK40016 ASL	5410439237673	100	0,24	12	4,1	2,18	10-12,5	1,6	>27	1180N	1600N
4 x 20	7337CK40020 ASL	5410439237680	100	0,28	12	4,1	2,18	15-17	1,6	>27	1180N	1600N
4,8 x 12	7337CK48012 ASL	5410439237697	100	0,37	16	4,9	2,68	6-8	2,1	>28	1540N	2230N
4,8 x 14	7337CK48014 ASL	5410439237703	100	0,38	16	4,9	2,68	8-10	2,1	>28	1540N	2230N
4,8 x 16	7337CK48016 ASL	5410439237710	100	0,39	16	4,9	2,68	10-12	2,1	>28	1540N	2230N
4,8 x 18	7337CK48018 ASL	5410439237727	100	0,44	16	4,9	2,68	12-14	2,1	>28	1540N	2230N
4,8 x 20	7337CK48020 ASL	5410439237734	100	0,45	16	4,9	2,68	14-16	2,1	>28	1540N	2230N
4,8 x 22	7337CK48022 ASL	5410439242998	100	0,46	16	4,9	2,68	16-18	2,1	>28	1540N	2230N
4,8 x 24	7337CK48024 ASL	5410439237741	100	0,47	16	4,9	2,68	18-20,5	2,1	>28	1540N	2230N
4,8 x 26	7337CK48026 ASL	5410439237758	100	0,48	16	4,9	2,68	20-22,5	2,1	>28	1540N	2230N

STST
A2 / A2

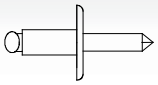

material : A2/A2	**materiaal :** A2/A2	**matière :** A2/A2	**Werkstoff :** A2/A2
type : standard	**type :** standaard	**type :** standard	**Typ :** Normalmass
surface : plain	**oppervlak :** blank	**surface :** brut	**Oberfläche :** roh

Technical properties / Technische gegevens /
Données techniques / Technische Daten

d x l	art code	EAN	BOX	KG/ BOX	dk	drill	d1	fix	k	p	shear	tens.
3,2 x 6	7337C,32006 STS	5410439194204	500	3,25	9,5	3,3	1,78	1-3,5	1,3	>27	1800N	2500N
3,2 x 8	7337C,32008 STS	5410439194198	500	3,50	9,5	3,3	1,78	3,5-5	1,3	>27	1800N	2500N
3,2 x 10	7337C,32010 STS	5410439194211	500	3,75	9,5	3,3	1,78	5-7	1,3	>27	1800N	2500N
3,2 x 12	7337C,32012 STS	5410439194228	500	4,00	9,5	3,3	1,78	7-9	1,3	>27	1800N	2500N
3,2 x 14	7337C,32014 STS	5410439194235	500	4,25	9,5	3,3	1,78	9-11	1,3	>27	1800N	2500N
4 x 6	7337C,40006 STS	5410439194174	500	7,00	12	4,1	2,18	0,5-3	1,6	>27	3100N	3800N
4 x 8	7337C,40008 STS	5410439194181	500	7,25	12	4,1	2,18	3-5	1,6	>27	3100N	3800N
4 x 10	7337C,40010 STS	5410439194143	500	7,50	12	4,1	2,18	5-6,5	1,6	>27	3100N	3800N
4 x 13	7337C,40013 STS	5410439194150	500	8,25	12	4,1	2,18	6,5-9	1,6	>27	3100N	3800N
4 x 16	7337C,40016 STS	5410439194167	500	8,75	12	4,1	2,18	10-12,5	1,6	>27	3100N	3800N
4,8 x 11	7337C,48010 STS	5410439194099	250	2,25	16	4,9	2,68	3,5-6	2,1	>28	4500N	6000N
4,8 x 14	7337C,48013 STS	5410439194105	250	2,88	16	4,9	2,68	8-10	2,1	>28	4500N	6000N
4,8 x 17	7337C,48017 STS	5410439194112	250	2,63	16	4,9	2,68	10-13	2,1	>28	4500N	6000N
4,8 x 21	7337C,48020 STS	5410439194129	250	3,30	16	4,9	2,68	14-16	2,1	>28	4500N	6000N
4,8 x 23	7337C,48023 STS	5410439194136	250	3,13	16	4,9	2,68	18-20	2,1	>28	4500N	6000N

BLIND RIVET NUT FLAT HEAD OPEN TYPE

BLINDKLINKMOER CILINDERKOP OPEN TYPE

ECROU À SERTIR TÊTE PLATE EXTRÉMITÉ OUVERTE

BLINDNIETMUTTERN FLACHKOPF SCHAFTENDE OFFEN

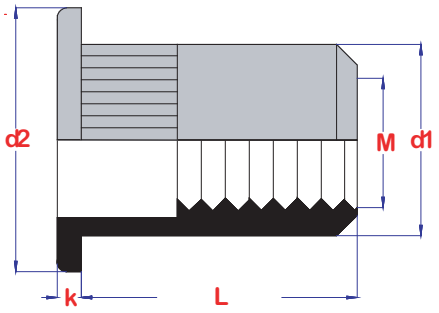

Z
zinc pl.

material : Steel	**materiaal :** Staal	**matière :** Acier	**Werkstoff :** Stahl
type : Round shank knurled	**type :** met gekartelde schacht	**type :** tige ronde rainurée	**Typ :** Rundschaft gerändelt
surface : zinc plated	**oppervlak :** verzinkt	**surface :** zingué	**Oberfläche :** verzinkt

Technical properties / Technische gegevens /
Données techniques / Technische Daten

M x L	art code	EAN	BOX	KG/ BOX	art	drill	d2	fix	k	nrs	shear	tens.
3 x 10	BKM12,0301 Z	5410439143301	250	0,63	BKM12,	5,0	7,0	0,5-3,0	0,9	0301 Z	980N	4900N
4 x 10	BKM12,0401 Z	5410439143318	250	0,75	BKM12,	6,0	9,0	0,3-3,0	1,0	0401 Z	1660N	4900N
4 x 12	BKM12,0402 Z	5410439143325	250	0,93	BKM12,	6,0	9,0	3,1-4,0	1,0	0402 Z	1660N	4900N
5 x 12	BKM12,0501 Z	5410439143288	250	1,25	BKM12,	7,0	10,0	0,3-3,0	1,0	0501 Z	2740N	11080N
5 x 15	BKM12,0502 Z	5410439143295	250	1,38	BKM12,	7,0	10,0	3,1-4,0	1,0	0502 Z	2740N	11080N
6 x 15	BKM12,0601 Z	5410439143264	250	2,75	BKM12,	9,0	13,0	0,5-3,0	1,5	0601 Z	3430N	17650N
6 x 16	BKM12,0602 Z	5410439143271	250	2,75	BKM12,	9,0	13,0	3,1-4,5	1,5	0602 Z	3430N	17650N
6 x 20	BKM12,0603 Z	5410439356718	250	2,88	BKM12,	9,0	13,0	5,0-8,0	1,5	0603 Z	3430N	17650N
8 x 16	BKM12,0801 Z	5410439143226	250	4,00	BKM12,	11,0	16,0	0,5-3,0	1,5	0801 Z	4410N	27450N
8 x 19	BKM12,0802 Z	5410439143233	250	3,88	BKM12,	11,0	16,0	3,1-5,5	1,5	0802 Z	4410N	27450N
8 x 21	BKM12,0803 Z	5410439362153	250	4,18	BKM12,	11,0	16,0	5,0-8,0	1,5	0803 Z	4410N	27450N
10 x 17	BKM12,1001 Z	5410439143240	250	5,25	BKM12,	13,0	19,0	0,5-3,0	2,0	1001 Z	4900N	28430N
10 x 22	BKM12,1002 Z	5410439143257	250	4,63	BKM12,	13,0	19,0	3,1-6,0	2,0	1002 Z	4900N	28430N
12 x 23	BKM12,1201 Z	5410439239097	250	8,63	BKM12,	16,0	23,0	1,0-4,0	2,0	1201 Z	6860N	48050N

A2 inox

material : Stainless steel A2	**materiaal :** Inox A2	**matière :** Inox A2	**Werkstoff :** Edelstahl A2
type : with round shank knurled	**type :** met gekartelde schacht, vertanding	**type :** avec tige rainurée	**Typ :** mit Rundschaft gerändelt
surface : polished	**oppervlak :** poliert	**surface :** polie	**Oberfläche :** poliert

Technical properties / Technische gegevens /
Données techniques / Technische Daten

M x L	art code	EAN	BOX	KG/ BOX	art	drill	d2	fix	k	nrs	shear	tens.
3 x 10	BKM12,0301 A2	5410439356671	250	0,00	BKM12,	5,0	7,0	0,5-3,0	0,9	0301 A2	1760N	5390N
4 x 10	BKM12,0401 A2	5410439239103	250	0,80	BKM12,	6,0	9,0	0,3-3,0	1,0	0401 A2	3920N	6860N
4 x 12	BKM12,0402 A2	5410439356688	250	0,00	BKM12,	6,0	9,0	3,1-4,0	1,0	0402 A2	3920N	6860N
5 x 12	BKM12,0501 A2	5410439239110	250	1,25	BKM12,	7,0	10,0	0,3-3,0	1,0	0501 A2	4510N	11760N
5 x 15	BKM12,0502 A2	5410439235402	250	1,38	BKM12,	7,0	10,0	3,1-4,0	1,0	0502 A2	4510N	11760N
6 x 15	BKM12,0601 A2	5410439239127	250	2,38	BKM12,	9,0	13,0	0,5-3,0	1,5	0601 A2	4900N	18630N
6 x 16	BKM12,0602 A2	5410439239134	250	2,75	BKM12,	9,0	13,0	3,1-4,5	1,5	0602 A2	4900N	18630N
8 x 16	BKM12,0801 A2	5410439239141	250	3,93	BKM12,	11,0	16,0	0,5-3,0	1,5	0801 A2	6860N	27450N
8 x 19	BKM12,0802 A2	5410439239158	250	4,13	BKM12,	11,0	16,0	3,1-5,5	1,5	0802 A2	6860N	27450N
10 x 17	BKM12,1001 A2	5410439239172	250	5,00	BKM12,	13,0	19,0	0,5-3,0	2,0	1001 A2	7840N	29410N
10 x 22	BKM12,1002 A2	5410439356695	250	0,00	BKM12,	13,0	19,0	3,1-6,0	2,0	1002 A2	7840N	29410N
12 x 23	BKM12,1201 A2	5410439356664	250	0,00	BKM12,	16,0	23,0	1,0-4,0	2,0	1201 A2	9800N	52950N

ALU aluminium

material : Aluminium AlMg5	**materiaal :** Aluminium ALMg5	**matière :** Aluminium AlMg5	**Werkstoff :** Aluminium AlMg5
type : round shank knurrled, serration	**type :** met gekartelde schacht	**type :** tige ronde rainurée	**Typ :** Rundschaft gerändelt
surface : polished	**oppervlak :** gepolijst	**surface :** polie	**Oberfläche :** poliert

Technical properties / Technische gegevens /
Données techniques / Technische Daten

M x L	art code	EAN	BOX	KG/ BOX	art	drill	d2	fix	k	nrs	shear	tens.
3 x 10	BKM12,0301 ALU	5410439141680	250	0,18	BKM12,	5,0	7,0	0,5-3,0	0,9	0301 ALU	980N	2050N
4 x 10	BKM12,0401 ALU	5410439140867	250	0,30	BKM12,	6,0	9,0	0,3-3,0	1,0	0401 ALU	1070N	2840N
4 x 12	BKM12,0402 ALU	5410439143813	250	0,30	BKM12,	6,0	9,0	3,1-4,0	1,0	0402 ALU	1070N	2840N
5 x 12	BKM12,0501 ALU	5410439305709	250	0,50	BKM12,	7,0	10,0	0,3-3,0	1,0	0501 ALU	1170N	4900N
5 x 15	BKM12,0502 ALU	5410439143820	250	0,50	BKM12,	7,0	10,0	3,1-4,0	1,0	0502 ALU	1170N	4900N
6 x 15	BKM12,0601 ALU	5410439307796	250	1,00	BKM12,	9,0	13,0	0,5-3,0	1,5	0601 ALU	2250N	9210N
6 x 16	BKM12,0602 ALU	5410439143837	250	1,00	BKM12,	9,0	13,0	3,1-4,5	1,5	0602 ALU	2250N	9210N
6 x 20	BKM12,0603 ALU	5410439359771	250	0,00	BKM12,	9,0	13,0	5,0-8,0	1,5	0603 ALU	2250N	9210N
8 x 16	BKM12,0801 ALU	5410439143844	250	1,38	BKM12,	11,0	16,0	0,5-3,0	1,5	0801 ALU	2450N	13720N
8 x 19	BKM12,0802 ALU	5410439140621	250	1,43	BKM12,	11,0	16,0	3,1-5,5	1,5	0802 ALU	2450N	13720N
8 x 21	BKM12,0803 ALU	5410439239189	250	1,43	BKM12,	11,0	16,0	5,0-8,0	1,5	0803 ALU	2450N	13720N
10 x 17	BKM12,1001 ALU	5410439143851	250	1,93	BKM12,	13,0	19,0	0,5-3,0	2,0	1001 ALU	3430N	20590N
10 x 22	BKM12,1002 ALU	5410439143868	250	3,00	BKM12,	13,0	19,0	3,1-6,0	2,0	1002 ALU	3430N	20590N
12 x 23	BKM12,1201 ALU	5410439356725	250	3,80	BKM12,	16,0	23,0	1,0-4,0	2,0	1201 ALU	4900N	28430N

BLIND RIVET NUT FLAT HEAD OPEN TYPE

BLINDKLINKMOER CILINDERKOP OPEN TYPE

ECROU À SERTIR TÊTE PLATE EXTRÉMITÉ OUVERTE

BLINDNIETMUTTERN FLACHKOPF SCHAFTENDE OFFEN

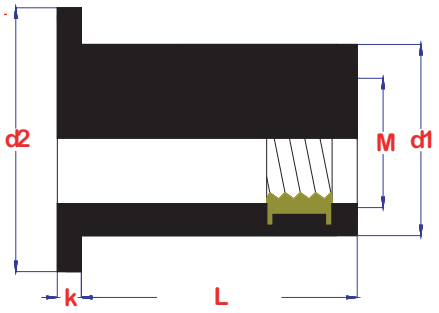

N
nylon

material : Neoprene body	**materiaal :** Neopreen body	**matière :** corps néoprène	**Werkstoff :** Neoprene Nietkörper
type : brass nut insert	**type :** met messing moer	**type :** avec écrou en laiton	**Typ :** mit Messing Gewindeeinsatz
surface : black	**oppervlak :** zwart	**surface :** noir	**Oberfläche :** Schwarz

Technical properties / Technische gegevens /
Données techniques / Technische Daten

M x L	art code	EAN	BOX	KG/ BOX	art	drill	d2	fix	k	nrs	shore	torque
3 x 13	BKM11,03012 N	5410439425865	250	0,00	BKM11,	8,3	11,0	0,4-4,0	1,2	03012 N	60	0,25-0,50Nm
4 x 13	BKM11,04012 N	5410439425872	250	0,00	BKM11,	8,3	11,0	0,4-4,0	1,2	04012 N	70	0,25-0,40
5 x 14	BKM11,05014 N	5410439425889	250	1,18	BKM11,	9,9	12,7	0,4-4,9	0,9	05014 N	60	0,35-0,50
5 x 22	BKM11,05021 N	5410439425896	250	131,25	BKM11,	9,9	14,0	4,0-10,0	0,9	05021 N	60	0,30-0,89
5 x 26	BKM11,05026 N	5410439425902	250	1,55	BKM11,	9,9	14,0	7,9-16,0	1,3	05026 N	60	0,30-0,69
5 x 39	BKM11,05039 N	5410439425919	250	2,00	BKM11,	9,9	14,0	20,5-30,0	1,3	05039 N	60	0,59-0,99
6 x 16	BKM11,06016 N	5410439425926	250	2,63	BKM11,	13,0	16,0	0,4-2,8	1,3	06016 N	60	0,59-0,99
6 x 21	BKM11,06021 N	5410439425933	250	3,93	BKM11,	13,0	19,0	0,8-4,7	4,7	06021 N	70	0,79-0,99
6 x 27	BKM11,06026 N	5410439425940	250	3,18	BKM11,	13,0	16,3	6,4-11,5	2,0	06026 N	70	0,79-0,99
8 x 18	BKM11,08018 N	5410439425964	100	0,72	BKM11,	16,2	21,5	0,4-4,0	3,2	08018 N	60	0,99-1,48
8 x 28	BKM11,08027 N	5410439425971	100	0,81	BKM11,	16,2	21,5	3,95-9,5	5,7	08027 N	60	0,99-1,57
8 x 50	BKM11,08050 N	5410439425988	50	0,00	BKM11,	18,3	20,0	15,0-39,0	1,6	08050 N	60	2,95-3,93
10 x 55	BKM11,10055 N	5410439425995	50	0,57	BKM11,	20,3	22,5	19,0-40,0	1,3	10055 N	60	4,42-5,40
12 x 78	BKM11,12080 N	5410439426008	50	0,95	BKM11,	24,3	27,0	38,0-64,0	1,3	12078 N	60	5,89-6,87

pgb - TNG10

Operating tool

OPERATING TOOL FOR BLIND RIVET

HANDTANG VOOR BLINDKLINKNAGEL

PINCE À RIVETER POUR RIVET AVEUGLE

BLINDNIETZANGE

S
steel

material : Aluminium/steel **type :** one hand tool d = 2,4-5mm **surface :** blue	**materiaal :** Aluminium/Staal **type :** 1-handstang d = 2,4-5mm **oppervlak :** blauw	**matière :** Aluminium/acier **type :** à une main d = 2,4-5mm **surface :** bleu	**Werkstoff :** Aluminium/Stahl **Typ :** Einhandzange d = 2,4-5 mm **Oberfläche :** blau

Technical properties / Technische gegevens /
Données techniques / Technische Daten

L x H	art code	EAN	BOX	KG/ BOX	d	P
75 x 242	TNG12,05R S	5410439210355	1	0,01	ø 20	28

pgb - TNG10

Operating tool

OPERATING TOOL FOR BLIND RIVET

HANDTANG VOOR BLINDKLINKNAGEL

PINCE À RIVETER POUR RIVET AVEUGLE

BLINDNIETZANGE

S
steel

material : Aluminium/steel **type :** 1-hand tool+spring d=2,4-5mm **surface :** blue	**materiaal :** Aluminium/Staal **type :** 1-handstang+veer d = 2,4-5mm **oppervlak :** blauw	**matière :** Aluminium/acier **type :** à une main+ressort d=2,4-5mm **surface :** bleu	**Werkstoff :** Aluminium/Stahl **Typ :** Einhandzange+Feder d = 2,4-5 mm **Oberfläche :** blau

Technical properties / Technische gegevens /
Données techniques / Technische Daten

L x H	art code	EAN	BOX	KG/ BOX	d	P
75 x 242	TNG13,05RS S	5410439092524	1	0,01	ø 20	28

pgb - TNG10

Operating tool

OPERATING TOOL FOR BLIND RIVET

HANDTANG VOOR BLINDKLINKNAGEL

PINCE À RIVETER POUR RIVET AVEUGLE

BLINDNIETZANGE

S
steel

material : Aluminium/steel **type :** one hand lazy tong d = 3-6,4mm **surface :** blue	**materiaal :** Aluminium/Staal **type :** 1-hands schaartang d = 3-6,4mm **oppervlak :** blauw	**matière :** Aluminium/acier **type :** à extenseurs d = 3-6,4mm **surface :** bleu	**Werkstoff :** Aluminium/Stahl **Typ :** Einhand-Blindnietschere d=3-6,4 mm **Oberfläche :** blau

Technical properties / Technische gegevens /
Données techniques / Technische Daten

L x H	art code	EAN	BOX	KG/ BOX	d	P
500 x 171	TNG14,08 S	5410439211406	1	0,02	ø 24	60

pgb - TNG10

Operating tool

OPERATING TOOL FOR BLIND RIVET

HANDTANG VOOR BLINDKLINKNAGEL

PINCE À RIVETER POUR RIVET AVEUGLE

BLINDNIETZANGE

S
steel

material : Aluminium/steel **type :** 2-hand tool d = 3-5mm **surface :** blue	**materiaal :** Aluminium/Staal **type :** 2-handstang d = 3-5mm **oppervlak :** blauw	**matière :** Aluminium/acier **type :** pince à 2-main d = 3-5mm **surface :** bleu	**Werkstoff :** Aluminium/Stahl **Typ :** 2-Hand-Blindnietzange d = 3-5 mm **Oberfläche :** blau

Technical properties / Technische gegevens /
Données techniques / Technische Daten

L x H	art code	EAN	BOX	KG/ BOX	d	P
437 x 126	TNG15,50 S	5410439216302	1	0,02	ø 22	50

pgb - TNG10

Operating tool

OPERATING TOOL FOR BLIND RIVET

HANDTANG VOOR BLINDKLINKNAGEL

PINCE À RIVETER POUR RIVET AVEUGLE

BLINDNIETZANGE

S
steel

material : Aluminium/steel **type :** 2-hand tool d = 3-6,4mm **surface :** blue	**materiaal :** Aluminium/Staal **type :** 2-handstang d = 3-6,4mm **oppervlak :** blauw	**matière :** Aluminium/acier **type :** pince à 2-main d = 3-6,4mm **surface :** bleu	**Werkstoff :** Aluminium/Stahl **Typ :** 2-Hand-Blindnietzange d = 3-6,4 mm **Oberfläche :** blau

Technical properties / Technische gegevens /
Données techniques / Technische Daten

L x H	art code	EAN	BOX	KG/ BOX	d	P
1 x 1	TNG17,64R S	5410439589277	1	0,00		
497 x 146	TNG16,64 S	5410439092531	1	0,01	ø 24	55

pgb - TNG20

Operating tool

OPERATING TOOL FOR BLIND RIVET NUT/BOLT

HANDTANG VOOR BLINDKLINKMOER/BOUT

PINCE À RIVETER POUR ÉCROU/GOUJON

HANDNIETZANGE FÜR BLINDNIETMUTTER/SCHRAUBE

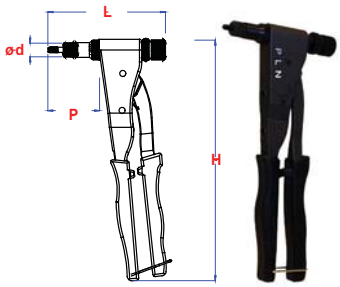

S
steel

material : Aluminium /steel **type :** 1-hand tool rivet nut M3-M6 **surface :** blue	**materiaal :** Aluminium/staal **type :** 1-handstang moer M3-M6 **oppervlak :** blauw	**matière :** Aluminium/acier **type :** à une main écrou M3-M6 **surface :** bleu	**Werkstoff :** Aluminium/Stahl **Typ :** 1-Handzange Mutter M3-M6 **Oberfläche :** blau

Technical properties / Technische gegevens /
Données techniques / Technische Daten

L x H	art code	EAN	BOX	KG/ BOX	d	P
134 x 265	TNG21,06N S	5410439239196	1	0,01	ø 16	53

pgb - TNG20

Operating tool

OPERATING TOOL FOR BLIND RIVET NUT/BOLT

HANDTANG VOOR BLINDKLINKMOER/BOUT

PINCE À RIVETER POUR ÉCROU/GOUJON

HANDNIETZANGE FÜR BLINDNIETMUTTER/SCHRAUBE

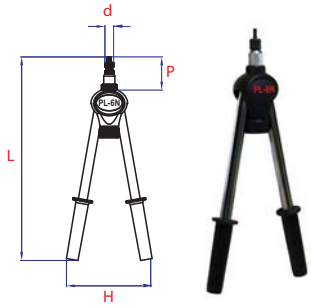

S
steel

material : Aluminium /steel	**materiaal :** Aluminium/staal	**matière :** Aluminium/acier	**Werkstoff :** Aluminium/Stahl
type : 2-hand tool rivet nut M3-M6	**type :** 2-handstang moer M3-M6	**type :** à deux main écrou M3-M6	**Typ :** 2-Handzange Mutter M3-M6
surface : blue	**oppervlak :** blauw	**surface :** bleu	**Oberfläche :** blau

Technical properties / Technische gegevens /
Données techniques / Technische Daten

L x H	art code	EAN	BOX	KG/ BOX	d	P
380 x 170	TNG22,06SK S	5410439239233	1	0,04	ø 16	64

pgb - TNG20

Operating tool

OPERATING TOOL FOR BLIND RIVET NUT/BOLT

HANDTANG VOOR BLINDKLINKMOER/BOUT

PINCE À RIVETER POUR ÉCROU/GOUJON

HANDNIETZANGE FÜR BLINDNIETMUTTER/SCHRAUBE

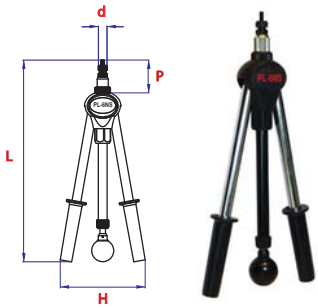

S
steel

material : Aluminium /steel	**materiaal :** Aluminium/staal	**matière :** Aluminium/acier	**Werkstoff :** Aluminium/Stahl
type : 2-hand+spindle rivet nut M3-M6	**type :** 2-handstang+spndl moer M3-M6	**type :** à 2-main+broche écrou M3-M6	**Typ :** 2-Handzange+Spndl Mutter M3-M6
surface : blue	**oppervlak :** blauw	**surface :** bleu	**Oberfläche :** blau

Technical properties / Technische gegevens /
Données techniques / Technische Daten

L x H	art code	EAN	BOX	KG/ BOX	d	P
380 x 170	TNG23,06SP S	5410439636544	1	0,00	ø 16	64

pgb - TNG20

Operating tool

OPERATING TOOL FOR BLIND RIVET NUT/BOLT

HANDTANG VOOR BLINDKLINKMOER/BOUT

PINCE À RIVETER POUR ÉCROU/GOUJON

HANDNIETZANGE FÜR BLINDNIETMUTTER/SCHRAUBE

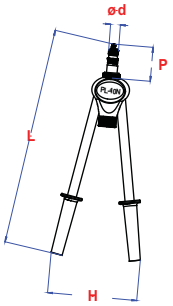

S steel

material : Aluminium /steel **type :** 2-hand tool rivet nut M5-M10 **surface :** blue	**materiaal :** Aluminium/staal **type :** 2-handstang moer M5-M10 **oppervlak :** blauw	**matière :** Aluminium/acier **type :** à deux main écrou M5-M10 **surface :** bleu	**Werkstoff :** Aluminium/Stahl **Typ :** 2-Handzange Mutter M5-M10 **Oberfläche :** blau

Technical properties / Technische gegevens /
Données techniques / Technische Daten

L x H	art code	EAN	BOX	KG/ BOX	d	P
463 x 168	TNG24,10SK S	5410439436038	1	0,02	ø 20	83

pgb - TNG20

Operating tool

OPERATING TOOL FOR BLIND RIVET NUT/BOLT

HANDTANG VOOR BLINDKLINKMOER/BOUT

PINCE À RIVETER POUR ÉCROU/GOUJON

HANDNIETZANGE FÜR BLINDNIETMUTTER/SCHRAUBE

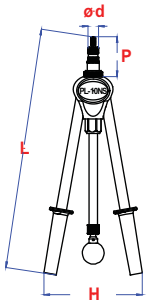

S steel

material : Aluminium /steel **type :** 2-hand+spindle nut M5-M10 **surface :** blue	**materiaal :** Aluminium/staal **type :** 2-handstang+spindel moer M5-M10 **oppervlak :** blauw	**matière :** Aluminium/acier **type :** à 2-main+broche écrou M5-M10 **surface :** bleu	**Werkstoff :** Aluminium/Stahl **Typ :** 2-Handzange+Spindel Mutter M5-M10 **Oberfläche :** blau

Technical properties / Technische gegevens /
Données techniques / Technische Daten

L x H	art code	EAN	BOX	KG/ BOX	d	P
455 x 165	TNG25,10SP S	5410439686211	1	0,02	ø 20	80

pgb - TNG20

Operating tool

OPERATING TOOL FOR BLIND RIVET NUT/BOLT

HANDTANG VOOR BLINDKLINKMOER/BOUT

PINCE À RIVETER POUR ÉCROU/GOUJON

HANDNIETZANGE FÜR BLINDNIETMUTTER/SCHRAUBE

S
steel

material : Aluminium /steel **type :** 2-hand+rachet rivet nut M5-M12 **surface :** blue	**materiaal :** Aluminium/staal **type :** 2-handstang+ratel moer M5-M12 **oppervlak :** blauw	**matière :** Aluminium/acier **type :** à deux main+cliquet écrou M5-M12 **surface :** bleu	**Werkstoff :** Aluminium/Stahl **Typ :** 2-Handzange+Ratsche Mutter M5-M12 **Oberfläche :** blau

Technical properties / Technische gegevens /
Données techniques / Technische Daten

L x H	art code	EAN	BOX	KG/ BOX	d	P
1 x 1	TNG27,12N S	5410439589284	1	0,00		
160 x 200	TNG26,12NSETS	5410439686235	1	0,00	ø 20	80

pgb -TNG30

Operating tool

PNEUMATIC-HYDRAULIC SETTING TOOL

PNEUMATISCH APPARAAT VR BLINDKLINKNAGEL/MOER/BOUT

PISTOLET OLEO-PNEUMATIQUE

PNEUMATISCH-HYDRAULISCHES SETZGERÄT

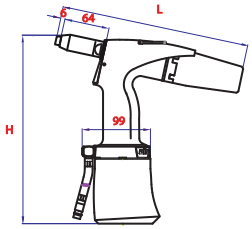

S
steel

material : ABS **type :** for blind rivet 2,4-5,0mm **surface :** black/orange	**materiaal :** ABS **type :** blindklinknagel 2,4-5,0mm **oppervlak :** zwart/oranje	**matière :** ABS **type :** pour rivet aveugle 2,4-5,0mm **surface :** noir/orange	**Werkstoff :** ABS **Typ :** für Blindklinkniete 2,4-5,0mm **Oberfläche :** schwarz/orange

Technical properties / Technische gegevens /
Données techniques / Technische Daten

L x H	art code	EAN	BOX	KG/ BOX
272 x 264	TNG31,01 S	5410439239202	1	0,01

pgb -TNG30

Operating tool

PNEUMATIC-HYDRAULIC SETTING TOOL

PNEUMATISCH APPARAAT VR BLINDKLINKNAGEL/MOER/BOUT

PISTOLET OLEO-PNEUMATIQUE

PNEUMATISCH-HYDRAULISCHES SETZGERÄT

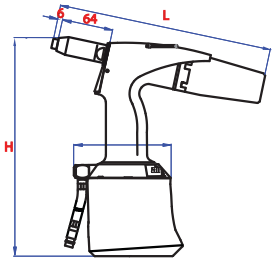

S steel

material : ABS	**materiaal :** ABS	**matière :** ABS	**Werkstoff :** ABS
type : for blind rivet 4,0-6,4mm	**type :** blindklinknagel 4,0-6,4mm	**type :** pour rivet aveugle 4,0-6,4mm	**Typ :** für Blindklinkniete 4,0-6,4mm
surface : black/orange	**oppervlak :** zwart/oranje	**surface :** noir/orange	**Oberfläche :** schwarz/orange

Technical properties / Technische gegevens /
Données techniques / Technische Daten

L x H	art code	EAN	BOX	KG/ BOX
272 x 275	TNG32,02 S	5410439686242	1	0,02

pgb -TNG30

Operating tool

PNEUMATIC-HYDRAULIC SETTING TOOL

PNEUMATISCH APPARAAT VR BLINDKLINKNAGEL/MOER/BOUT

PISTOLET OLEO-PNEUMATIQUE

PNEUMATISCH-HYDRAULISCHES SETZGERÄT

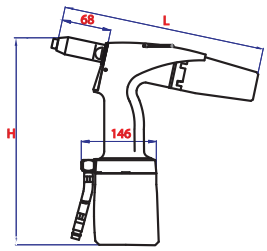

S steel

material : ABS	**materiaal :** ABS	**matière :** ABS	**Werkstoff :** ABS
type : for high strength rivet 4,8-6,4mm	**type :** high strength blndklnkngl 4,8-6,4mm	**type :** pr rivet haute résist.4,8-6,4mm	**Typ :** hochfeste Blindniete 4,8-6,4mm
surface : black/grey	**oppervlak :** zwart	**surface :** noir/gris	**Oberfläche :** schwarz/grau

Technical properties / Technische gegevens /
Données techniques / Technische Daten

L x H	art code	EAN	BOX	KG/ BOX
282 x 294	TNG33,03 S	5410439686259	1	0,02

pgb -TNG30

Operating tool

PNEUMATIC-HYDRAULIC SETTING TOOL

PNEUMATISCH APPARAAT VR BLINDKLINKNAGEL/MOER/BOUT

PISTOLET OLEO-PNEUMATIQUE

PNEUMATISCH-HYDRAULISCHES SETZGERÄT

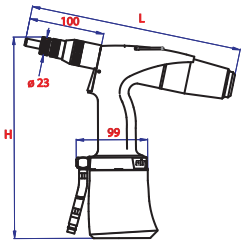

S steel

material : ABS	**materiaal :** ABS	**matière :** ABS	**Werkstoff :** ABS
type : for blind rivet nut M 3-M12	**type :** blndklnkmr M 3-M12	**type :** pour écrou M 3-M12	**Typ :** für Blindnietmutter M 3-M12
surface : black/orange	**oppervlak :** zwart/oranje	**surface :** noir/orange	**Oberfläche :** schwarz/orange

Technical properties / Technische gegevens /
Données techniques / Technische Daten

L x H	art code	EAN	BOX	KG/ BOX
285 x 270	TNG34,04 S	5410439686266	1	0,02

pgb - TNG40

Operating tool

BATTERY RIVETER FOR BLIND RIVET

ACCU APPARAAT VR BLINDKLINKNAGEL

RIVETEUSE À ACCU POUR RIVET AVEUGLE

AKKU GERÄT FÜR BLINDNIETE

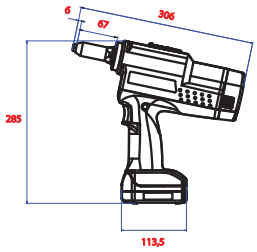

S steel

material : ABS	**materiaal :** ABS	**matière :** ABS	**Werkstoff :** ABS
type : blind rivet 2,4-5,0mm	**type :** vr blindklinknagel 2,4-5,0mm	**type :** rivet aveugle 2,4-5,0mm	**Typ :** Blindniete 2,4-5,0mm
surface : blue	**oppervlak :** blauw	**surface :** bleu	**Oberfläche :** blau

Technical properties / Technische gegevens /
Données techniques / Technische Daten

L x H	art code	EAN	BOX	KG/ BOX
306 x 285	TNG41,0114 S	5410439686273	1	0,04
306 x 285	TNG41,0128 S	5410439686280	1	0,00

pgb - TNG50

Operating tool

BATTERY RIVETER BLIND RIVET

ACCU-APPARAAT (NIEUW MODEL) BLNDKLNKNGL

RIVETEUSE SUR BATTERIE RIVET AVEUGLE

AKKU-GERÄT(NEU MODEL) BLINDNIETE

S
steel

material : ABS	**materiaal :** ABS	**matière :** ABS	**Werkstoff :** ABS
type : type PB50 for blind rivets	**type :** type PB50 vr blindklinknagels	**type :** type PB50 pour rivets aveugles	**Typ :** Typ PB50 für Blindniete
surface : beige	**oppervlak :** beige	**surface :** beige	**Oberfläche :** beige

Technical properties / Technische gegevens /
Données techniques / Technische Daten

L x H	art code	EAN	BOX	KG/ BOX
1 x 1	TNG51,5014 S	5410439591492	1	0,00
2 x 1	TNG51,5028 S	5410439593816	1	0,00
3 x 1	TNG51,501414S	5410439591508	1	0,00
4 x 1	TNG51,501428S	5410439592451	1	0,00
5 x 1	TNG51,502828S	5410439593823	1	0,00
6 x 1	TNG51,6414 S	5410439592468	1	0,17
7 x 1	TNG51,641414S	5410439593779	1	0,00
8 x 1	TNG51,641428S	5410439593786	1	0,00
9 x 1	TNG51,6428 S	5410439593793	1	0,00
10 x 1	TNG51,642828S	5410439593809	1	0,00

L NAILS

NAGELS - POINTES - DRAHTSTIFTE

	Din 1151B	ROUND PLAIN HEAD NAILS NAGELS PLATTE KOP POINTES tête plate DRAHTSTIFTE Senkkopf	p. 616
	Din 1152	FINISHING NAILS NAGELS RONDE KOP POINTES TETE RONDE DRAHTSTIFTE RUND Kopf	p. 620
	pgb - GN	SCREW NAILS GETORSTE NAGEL POINTES TORSADEES SCHRAUBENNAGEL	p. 623
	Din 1160	ROOFING NAILS SCHALIENAGELS POINTES D'ARDOISES BREITKOPFSTIFTE	p. 624
	pgb - KR	CRAMPS KRAMMEN CRAMPONS SCHLAUFEN	p. 626
	pgb - PN	CEILING NAILS PLAFONDNAGEL POINTES PLAFONNEURS DECKENNAGEL	p. 627
	pgb - STN	LIGHT WEIGHT BUILDING SLAP NAIL STORMNAGELS POINTES A EMBASE LEICHTBAUPLATTEN-STIFTE	p. 628
	pgb - AN	ANCHOR NAIL ANKERNAGEL POINTE ANCRE ANKERNAGEL	p. 629
	pgb - GYN	PLASTERBOARD NAILS GYPROCNAGELS POINTES GYPROC GIPSPLATTENNAGEL	p. 630
	Din 1052	BARBED NAILS RINGNAGELS POINTES ANNELEES RILLENNAGEL	p. 632
	pgb - DN	DUPLEX HEAD NAIL DUPLEX NAGEL POINTE DUPLEX DOPPELKOPFSTIFTE	p. 633
	pgb - EN	MUSHROOM HEAD NAILS NAGELS BOLLE KOP POINTES TETE BOMBEE DRAHTSTIFTE HALBRUND KOPF	p. 634
	pgb - NKK	STEEL NAILS, HARDENED convex head STALEN NAGELS, GEHARD bolverzonken kop POINTES ACIER, TREMPÉ tête fraisée bombée STAHLNÄGEL, GEHÄRTET Linsenkopf	p. 635
	pgb - PCK	STEEL NAILS, HARDENED countersunk head STALEN NAGELS, GEHARD plat-conische kop POINTES ACIER, TREMPÉ tête fraisée STAHLNÄGEL, GEHÄRTET Senkkopf	p. 637
	pgb - NBK	MUSHROOM HEAD NAILS NAGELS BOLLE KOP POINTES TETE BOMBEE HALBRUND KOPF DRAHTSTIFTE	p. 639
	pgb - VPN	RIDGE-TILE NAILS VORSTPANNAGELS POINTE ENFAITEAU FIRST ZIEGEL STIFTE	p. 640
	pgb - SNPK	SCREW NAILS flat head SCHROEFNAGELS platte kop POINTES TORSADEES tête platte SCHRAUBENNAGEL Flachkopf	p. 642

	pgb - SNPKK	SCREW NAILS flat conical head SCHROEFNAGELS plat-conische kop POINTES TORSADEES tête platte conique SCHRAUBENNAGEL flach Senkkopf	p. 643
	pgb - RIN	BARBED NAILS RINGNAGELS POINTES ANNELEES RILLENNAGEL	p. 644
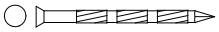	**pgb - RN**	RIBBED NAILS countersunk RIBNAGEL verzonken kop POINTES CANNELEES tête fraisée GERIFFELTE STIFTE Senkkopf	p. 645
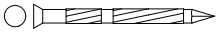	**pgb - KN**	MASONRY NAILS KLISJESNAGELS POINTES DE CONSTRUCTION BETONSTIFTE	p. 646
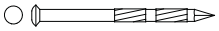	**pgb - REN**	Z2 - MASONRY NAILS REGELNAGELS POINTES DE CONSTRUCTION BETONSTIFTE	p. 647
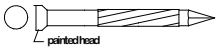	**pgb - PLN**	BASEBOARD NAILS PLINTNAGELS POINTES POUR PLINTHE FUSSLEISTSTIFTE	p. 648
	pgb - GBN	AERATED CONCRETE NAILS GASBETONNAGELS POINTES BETON CELLULAIRE GASBETONSTIFTE	p. 649
	**pgb - PD**	SQUARE HOOK PINS PUNTDUIMEN GONDS à POINTE STIFTHAKEN	p. 650
	pgb - BH	SQUARE CROOKED NAILS BALKHAKEN CRAMPONS SOLINS VIERECKIGE HAKENSTIFTE	p. 651
	pgb - VKH	SQUARE STEEL HOOK VIERKANTE CONSOOLHAAK CROCHET CARRE VIERKANT-STAHLHAKEN	p. 652
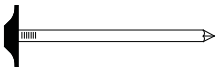	**pgb - ON**	ONDULINE NAIL with plastic head ONDULINE NAGEL gekleurde kop CLOU ONDULINE à tête plastique ONDULINE NAGEL mit plastik Breitkopf	p. 653
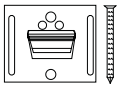	**pgb - KLE**	CLAMPS for profile boards KLEMMEN voor panelen CLIPS pour landris PROFILBRETTKRALLEN	p. 654

L

ROUND PLAIN HEAD NAILS

NAGELS PLATTE KOP

POINTES TÊTE PLATE

DRAHTSTIFTE SENKKOPF

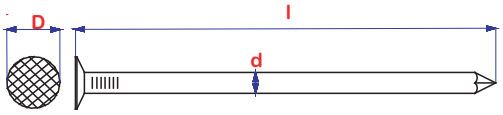

S
steel

material : Steel	**materiaal :** Staal	**matière :** Acier	**Werkstoff :** Stahl
type : countersunk head waffered	**type :** verzonken kop geruit	**type :** tête fraisée quadrillée	**Typ :** Senkkopf geriffelt
surface : plain	**oppervlak :** blank	**surface :** brut	**Oberfläche :** roh

Technical properties / Technische gegevens /
Données techniques / Technische Daten

d x l	art code	EAN	BOX	KG/ BOX	D
1,2 x 20	00NPK,12020 S	5410439014304	5	0,25	2,64
1,5 x 25	00NPK,15025 S	5410439014311	5	0,25	3,30
1,5 x 30	00NPK,15030 S	5410439014328	5	0,25	3,30
1,8 x 30	00NPK,18030 S	5410439014335	5	0,25	3,96
2 x 35	00NPK,20035 S	5410439014359	5	0,25	4,40
2 x 40	00NPK,20040 S	5410439014366	5	0,25	4,40
2,2 x 45	00NPK,22045 S	5410439014373	5	0,25	4,84
2,4 x 50	00NPK,24050 S	5410439014380	5	0,25	5,28
2,7 x 50	00NPK,27050 S	5410439014397	5	0,25	5,94
2,7 x 55	00NPK,27055 S	5410439014403	5	0,25	5,94
2,7 x 60	00NPK,27060 S	5410439014410	5	0,25	5,94
3 x 50	00NPK,30050 S	5410439014427	5	0,25	6,60
3 x 55	00NPK,30055 S	5410439014434	5	0,25	6,60
3 x 60	00NPK,30060 S	5410439307277	5	0,25	6,60
3 x 65	00NPK,30065 S	5410439014441	5	0,25	6,60
3 x 80	00NPK,30080 S	5410439014465	5	0,25	6,60
3,5 x 50	00NPK,35050 S	5410439014472	5	0,25	7,70
3,5 x 65	00NPK,35065 S	5410439014489	5	0,25	7,70
3,5 x 70	00NPK,35070 S	5410439014496	5	0,25	7,70
3,5 x 80	00NPK,35080 S	5410439014502	5	0,25	7,70
4 x 90	00NPK,40090 S	5410439014519	5	0,25	8,80
4 x 100	00NPK,40100 S	5410439014526	5	0,25	8,80
4,5 x 100	00NPK,45100 S	5410439014533	5	0,25	9,90
5 x 110	00NPK,50110 S	5410439014540	5	0,25	11
5 x 125	00NPK,50125 S	5410439014557	5	0,25	11
5 x 140	00NPK,50140 S	5410439014564	5	0,25	11
5,5 x 125	00NPK,55125 S	5410439014571	5	0,25	12,1
5,5 x 140	00NPK,55140 S	5410439014588	5	0,25	12,1
5,5 x 150	00NPK,55150 S	5410439014595	5	0,25	12,1
6 x 160	00NPK,60160 S	5410439014601	5	0,25	13,20

S
steel

material : Steel **type :** countersunk head waffered **surface :** plain	**materiaal :** Staal **type :** verzonken kop geruit **oppervlak :** blank	**matière :** Acier **type :** tête fraisée quadrillée **surface :** brut	**Werkstoff :** Stahl **Typ :** Senkkopf geriffelt **Oberfläche :** roh

Technical properties / Technische gegevens /
Données techniques / Technische Daten

L

d x l	art code	EAN	BOX	KG/ BOX	D
6 x 180	00NPK,60180 S	5410439307291	5	0,25	13,20
7 x 200	00NPK,70200 S	5410439089777	5	0,25	14,70

Z
zinc pl.



material : Steel **type :** countersunk head waffered **surface :** zinc plated Cr3+	**materiaal :** Staal **type :** verzonken kop geruit **oppervlak :** verzinkt Cr3+	**matière :** Acier **type :** tête fraisée quadrillée **surface :** zingué Cr3+	**Werkstoff :** Stahl **Typ :** Senkkopf geriffelt **Oberfläche :** Verzinkt Cr3+

Technical properties / Technische gegevens /
Données techniques / Technische Daten

d x l	art code	EAN	BOX	KG/ BOX	dh
1,5 x 25	00NPK,15025 Z	5410439093262	5	0,25	3,30
2,7 x 50	00NPK,27050 Z	5410439128513	5	0,25	5,94
2,7 x 60	00NPK,27060 Z	5410439093439	5	0,25	5,94
3,5 x 65	00NPK,35065 Z	5410439128568	5	0,25	7,70
3,5 x 70	00NPK,35070 Z	5410439093514	5	0,25	7,70
3,5 x 80	00NPK,35080 Z	5410439093545	5	0,25	7,70
4 x 100	00NPK,40100 Z	5410439093552	5	0,25	8,80
5 x 110	00NPK,50110 Z	5410439093590	5	0,25	11,00
5 x 125	00NPK,50125 Z	5410439173834	5	0,25	11,00
5,5 x 125	00NPK,55125 Z	5410439128599	5	0,25	12,10
5,5 x 140	00NPK,55140 Z	5410439093620	5	0,25	12,10

MS
Brass



material : Brass **type :** countersunk head waffered **surface :** plain	**materiaal :** Messing **type :** verzonken kop geruit **oppervlak :** blank	**matière :** Laiton **type :** tête fraisée quadrillée **surface :** brut	**Werkstoff :** Messing **Typ :** Senkkopf geriffelt **Oberfläche :** roh

Technical properties / Technische gegevens /
Données techniques / Technische Daten

d x l	art code	EAN	BOX	KG/ BOX	D
1,2 x 15	00NPK,12015 MS	5410439144322	1	0,01	2,64
1,5 x 20	00NPK,15020 MS	5410439008006	1	0,01	3,30
1,6 x 25	00NPK,16025 MS	5410439093286	1	0,01	3,52
1,8 x 30	00NPK,18030 MS	5410439093309	1	0,01	3,96
2 x 40	00NPK,20040 MS	5410439093361	1	0,01	4,40
2,7 x 50	00NPK,27050 MS	5410439093422	1	0,01	5,94

A2 inox

material : Stainless steel A2	**materiaal :** Inox A2	**matière :** Inox A2	**Werkstoff :** Edelstahl A2
type : countersunk head waffered	**type :** verzonken kop geruit	**type :** tête fraisée quadrillée	**Typ :** Senkkopf geriffelt
surface : plain	**oppervlak :** blank	**surface :** brut	**Oberfläche :** roh

L

Technical properties / Technische gegevens /
Données techniques / Technische Daten

d x l	art code	EAN	BOX	KG/ BOX	D
1,2 x 20	00NPK,12020 A2	5410439007986	1	0,01	2,64
1,6 x 20	00NPK,16020 A2	5410439101806	1	0,01	3,52
1,6 x 25	00NPK,16025 A2	5410439093279	1	0,01	3,52
1,8 x 30	00NPK,18030 A2	5410439093293	1	0,01	3,96
2,1 x 30	00NPK,21030 A2	5410439175562	1	0,01	4,62
2,1 x 40	00NPK,21040 A2	5410439093354	1	0,01	4,62
2,4 x 40	00NPK,24040 A2	5410439175579	1	0,01	5,28
2,4 x 45	00NPK,24045 A2	5410439175586	1	0,01	5,28
2,4 x 50	00NPK,24050 A2	5410439093392	1	0,01	5,28
2,7 x 50	00NPK,27050 A2	5410439101813	1	0,01	5,94
2,7 x 55	00NPK,27055 A2	5410439175593	1	0,01	5,94
3 x 60	00NPK,30060 A2	5410439173841	1	0,01	6,60
3 x 65	00NPK,30065 A2	5410439093477	1	0,01	6,60
3,4 x 65	00NPK,34065 A2	5410439175609	1	0,01	7,48
3,4 x 70	00NPK,34070 A2	5410439173858	1	0,01	7,48
3,4 x 80	00NPK,34080 A2	5410439093521	1	0,01	7,48
4 x 90	00NPK,40090 A2	5410439101844	1	0,01	8,80
4 x 100	00NPK,40100 A2	5410439101851	1	0,01	8,80
4 x 110	00NPK,40110 A2	5410439101868	1	0,01	8,80
4 x 120	00NPK,40120 A2	5410439175616	1	0,01	8,80
4,5 x 120	00NPK,45120 A2	5410439142878	1	0,01	9,90
4,5 x 130	00NPK,45130 A2	5410439142885	1	0,01	9,90
4,5 x 140	00NPK,45140 A2	5410439175623	1	0,01	9,90
4,5 x 150	00NPK,45150 A2	5410439140430	1	0,01	9,90
6 x 160	00NPK,60160 A2	5410439144049	1	0,01	13,20
6 x 180	00NPK,60180 A2	5410439175630	1	0,01	13,20
6 x 200	00NPK,60200 A2	5410439175647	1	0,01	13,20

A4 inox

material : Stainless steel A4 **type :** countersunk head waffered **surface :** plain	**materiaal :** Inox A4 **type :** verzonken kop geruit **oppervlak :** blank	**matière :** Inox A4 **type :** tête fraisée quadrillée **surface :** brut	**Werkstoff :** Edelstahl A4 **Typ :** Senkkopf geriffelt **Oberfläche :** roh

Technical properties / Technische gegevens /
Données techniques / Technische Daten

L

d x l	art code	EAN	BOX	KG/ BOX	D
2,8 x 50	00NPK,28050 A4	5410439173889	1	0,01	6,16
2,8 x 55	00NPK,28055 A4	5410439173896	1	0,01	6,16
3,4 x 60	00NPK,34060 A4	5410439173902	1	0,01	7,48
3,4 x 65	00NPK,34065 A4	5410439173919	1	0,01	7,48
3,4 x 70	00NPK,34070 A4	5410439175654	1	0,01	7,48
3,4 x 80	00NPK,34080 A4	5410439173926	1	0,01	7,48
3,8 x 90	00NPK,38090 A4	5410439173933	1	0,01	8,40
3,8 x 100	00NPK,38100 A4	5410439173940	1	0,01	8,40

L

FINISHING NAILS

NAGELS RONDE KOP

POINTES TETE RONDE

DRAHTSTIFTE RUND KOPF

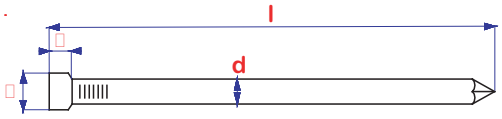

S
steel

material : Steel	**materiaal :** Staal	**matière :** Acier	**Werkstoff :** Stahl
type : standard	**type :** standaard	**type :** standard	**Typ :** standard
surface : plain	**oppervlak :** blank	**surface :** brut	**Oberfläche :** roh

Technical properties / Technische gegevens /
Données techniques / Technische Daten

d x l	art code	EAN	BOX	KG/ BOX	dh
1 x 15	00NRK,10015 S	5410439014618	5	0,25	1,4
1,2 x 20	00NRK,12020 S	5410439014625	5	0,25	1,7
1,5 x 25	00NRK,15025 S	5410439014632	5	0,25	2,1
1,5 x 30	00NRK,15030 S	5410439014649	5	0,25	2,1
1,8 x 30	00NRK,18030 S	5410439014656	5	0,25	2,5
1,8 x 35	00NRK,18035 S	5410439101882	5	0,25	2,5
1,8 x 40	00NRK,18040 S	5410439014663	5	0,25	2,5
2 x 35	00NRK,20035 S	5410439014670	5	0,25	2,8
2 x 40	00NRK,20040 S	5410439014687	5	0,25	2,8
2,2 x 45	00NRK,22045 S	5410439014694	5	0,25	3,1
2,4 x 50	00NRK,24050 S	5410439014700	5	0,25	3,4
2,7 x 50	00NRK,27050 S	5410439014717	5	0,25	3,8
2,7 x 55	00NRK,27055 S	5410439173803	5	0,25	3,8
2,7 x 60	00NRK,27060 S	5410439014731	5	0,25	3,8
3 x 50	00NRK,30050 S	5410439128452	5	0,25	4,2
3 x 55	00NRK,30055 S	5410439014748	5	0,25	4,2
3 x 65	00NRK,30065 S	5410439014755	5	0,25	4,2
3 x 80	00NRK,30080 S	5410439014779	5	0,25	4,2
3,5 x 70	00NRK,35070 S	5410439701617	5	0,00	4,9
3,5 x 80	00NRK,35080 S	5410439014786	5	0,25	4,9
4 x 90	00NRK,40090 S	5410439306539	5	0,25	5,6
4 x 100	00NRK,40100 S	5410439014793	5	0,25	5,6
5 x 110	00NRK,50110 S	5410439102001	5	0,25	7,0
5 x 120	00NRK,50120 S	5410439104951	5	0,25	7,0
5 x 125	00NRK,50125 S	5410439014809	5	0,25	7,5
5 x 140	00NRK,50140 S	5410439307260	5	0,25	7,0
5,5 x 150	00NRK,55150 S	5410439008846	5	0,25	7,7

Z
zinc pl.

material : Steel	**materiaal :** Staal	**matière :** Acier	**Werkstoff :** Stahl
type : standard	**type :** standaard	**type :** standard	**Typ :** standard
surface : zinc plated Cr3+	**oppervlak :** verzinkt Cr3+	**surface :** zingué Cr3+	**Oberfläche :** Verzinkt Cr3+

Technical properties / Technische gegevens /
Données techniques / Technische Daten

L

d x l	art code	EAN	BOX	KG/ BOX	dh
1 x 15	00NRK,10015 Z	5410439128650	5	0,25	4,4
1,2 x 20	00NRK,12020 Z	5410439128667	5	0,25	1,7
1,5 x 25	00NRK,15025 Z	5410439128674	5	0,25	2,1
1,8 x 30	00NRK,18030 Z	5410439101875	5	0,25	2,5
2 x 40	00NRK,20040 Z	5410439101912	5	0,25	2,8
2,2 x 45	00NRK,22045 Z	5410439101929	5	0,25	3,1
2,4 x 50	00NRK,24050 Z	5410439101936	5	0,25	3,4
2,7 x 50	00NRK,27050 Z	5410439101943	5	0,25	3,8
2,7 x 60	00NRK,27060 Z	5410439101950	5	0,25	3,8
3 x 65	00NRK,30065 Z	5410439101967	5	0,25	4,2
3,5 x 80	00NRK,35080 Z	5410439101981	5	0,25	4,9
4 x 100	00NRK,40100 Z	5410439101998	5	0,25	5,6
5 x 125	00NRK,50125 Z	5410439102018	5	0,25	7,0

MS
Brass

material : Brass	**materiaal :** Messing	**matière :** Laiton	**Werkstoff :** Messing
type : standard	**type :** standaard	**type :** standard	**Typ :** standard
surface : plain	**oppervlak :** blank	**surface :** brut	**Oberfläche :** roh

Technical properties / Technische gegevens /
Données techniques / Technische Daten

d x l	art code	EAN	BOX	KG/ BOX	dh
1,2 x 15	00NRK,12015 MS	5410439144339	1	0,01	1,7
1,5 x 20	00NRK,15020 MS	5410439093668	1	0,01	2,1
1,6 x 25	00NRK,16025 MS	5410439008617	1	0,01	2,2
1,8 x 30	00NRK,18030 MS	5410439008631	1	0,01	2,5
2 x 40	00NRK,20040 MS	5410439008686	1	0,01	2,8
2,7 x 50	00NRK,27050 MS	5410439008730	1	0,01	3,8

A2 inox

material : Stainless steel A2	**materiaal :** Inox A2	**matière :** Inox A2	**Werkstoff :** Edelstahl A2
type : standard	**type :** standaard	**type :** standard	**Typ :** standard
surface : plain	**oppervlak :** blank	**surface :** brut	**Oberfläche :** roh

L

Technical properties / Technische gegevens /
Données techniques / Technische Daten

d x l	art code	EAN	BOX	KG/ BOX	dh
1,2 x 20	00NRK,12020 A2	5410439093644	1	0,01	1,7
1,6 x 25	00NRK,16025 A2	5410439008600	1	0,01	2,2
1,8 x 30	00NRK,18030 A2	5410439008624	1	0,01	2,5
2,1 x 40	00NRK,21040 A2	5410439008679	1	0,01	2,6
2,4 x 50	00NRK,24050 A2	5410439008716	1	0,01	3,4
2,7 x 55	00NRK,27055 A2	5410439173964	1	0,01	3,8
3 x 65	00NRK,30065 A2	5410439008761	1	0,01	4,2
3,4 x 65	00NRK,34065 A2	5410439101974	1	0,01	4,8
3,4 x 80	00NRK,34080 A2	5410439008792	1	0,01	4,8

SCREW NAILS

GETORSTE NAGEL

POINTES TORSADEES

SCHRAUBENNAGEL

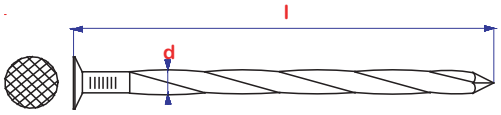

S
steel

material : Steel	**materiaal :** staal	**matière :** Acier	**Werkstoff :** Stahl
type : flat head waffered	**type :** plat-geruite kop	**type :** tête platte quadrillée	**Typ :** Flachkopf geriffelt
surface : plain	**oppervlak :** blank	**surface :** brut	**Oberfläche :** roh

Technical properties / Technische gegevens /
Données techniques / Technische Daten

d x l	art code	EAN	BOX	KG/ BOX
3 x 50	000GN,30050 S	5410439097123	5	0,25
3 x 60	000GN,30060 S	5410439009485	5	0,25
3,5 x 65	000GN,35065 S	5410439009492	5	0,25
3,5 x 75	000GN,35075 S	5410439097130	5	0,25
3,5 x 80	000GN,35080 S	5410439009508	5	0,25
4 x 85	000GN,40085 S	5410439097147	5	0,25
4,5 x 90	000GN,45090 S	5410439097154	5	0,25
4,5 x 100	000GN,45100 S	5410439097161	5	0,25

L

ROOFING NAILS

SCHALIENAGELS

POINTES D'ARDOISES

BREITKOPFSTIFTE

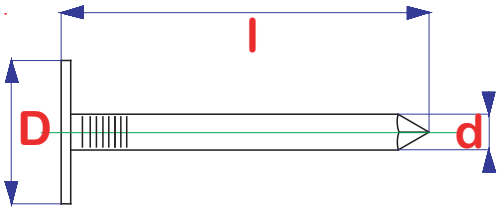

VV hdg

material : Steel	**materiaal :** Staal	**matière :** Acier	**Werkstoff :** Stahl
type : head diam. = 3d	**type :** Kopdiameter = 3d	**type :** largeur tête = 3d	**Typ :** Kopfbreite = 3d
surface : hot dipped galvanised	**oppervlak :** vuurverzinkt	**surface :** galv.à chaud	**Oberfläche :** feuerverzinkt

Technical properties / Technische gegevens /
Données techniques / Technische Daten

d x l	art code	EAN	BOX	KG/ BOX	D
3 x 45	0SNBK,30045 VZ	5410439092500	5	0,25	9

A2 inox

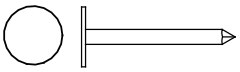

material : Stainless steel A2	**materiaal :** Inox A2	**matière :** Inox A2	**Werkstoff :** Edelstahl A2
type : head diam.= 3d	**type :** kopdiameter = 3d	**type :** largeur tête = 3d	**Typ :** Kopfbreite = 3d
surface : plain	**oppervlak :** blank	**surface :** brut	**Oberfläche :** roh

Technical properties / Technische gegevens /
Données techniques / Technische Daten

d x l	art code	EAN	BOX	KG/ BOX	D
2,7 x 25	0SNBK,27025 A2	5410439128803	1	0,01	7
2,7 x 30	0SNBK,27030 A2	5410439128810	1	0,01	7
2,7 x 40	0SNBK,27040 A2	5410439128834	1	0,01	7
3 x 20	0SNBK,30020 A2	5410439175517	1	0,01	9
3 x 25	0SNBK,30025 A2	5410439128896	1	0,01	8
3 x 30	0SNBK,30030 A2	5410439128919	1	0,01	8
3 x 40	0SNBK,30040 A2	5410439128940	1	0,01	8
3 x 50	0SNBK,30050 A2	5410439174077	1	0,01	8
3,8 x 60	0SNBK,38060 A2	5410439174084	1	0,01	10
3,8 x 80	0SNBK,38080 A2	5410439175524	1	0,01	10
3,8 x 100	0SNBK,38100 A2	5410439175531	1	0,01	10

VV hdg

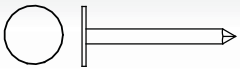

material : Steel	**materiaal :** Staal	**matière :** Acier	**Werkstoff :** Stahl
type : head diam.= 4d	**type :** kopdiameter = 4d	**type :** largeur tête = 4d	**Typ :** Kopfbreite = 4d
surface : hot dipped galvanised	**oppervlak :** vuurverzinkt	**surface :** galv.à chaud	**Oberfläche :** feuerverzinkt

Technical properties / Technische gegevens /
Données techniques / Technische Daten

L

d x l	art code	EAN	BOX	KG/ BOX	dh
2,7 x 30	SNEBK,27030 VZ	5410439430609	5	0,25	11
3 x 20	SNEBK,30020 VZ	5410439091817	5	0,25	12
3 x 25	SNEBK,30025 VZ	5410439091824	5	0,25	12
3 x 30	SNEBK,30030 VZ	5410439091831	5	0,25	12
3 x 40	SNEBK,30040 VZ	5410439091848	5	0,25	12
3,5 x 45	SNEBK,35045 VZ	5410439091855	5	0,25	14
3,5 x 50	SNEBK,35050 VZ	5410439128971	5	0,25	14

CU Copper

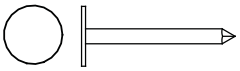

material : Copper	**materiaal :** Koper	**matière :** Cuivre	**Werkstoff :** Kupfer
type : head diam.= 4d	**type :** kopdiameter = 4d	**type :** largeur tête = 4d	**Typ :** Kopfbreite = 4d
surface : plain	**oppervlak :** blank	**surface :**	**Oberfläche :** roh

Technical properties / Technische gegevens /
Données techniques / Technische Daten

d x l	art code	EAN	BOX	KG/ BOX	D
2,5 x 27	SNEBK,25027 CU	5410439107747	5	0,25	10
2,5 x 30	SNEBK,25030 CU	5410439107754	5	0,25	10
2,5 x 35	SNEBK,25035 CU	5410439058780	5	0,25	10
2,5 x 40	SNEBK,25040 CU	5410439128797	5	0,25	10
2,8 x 40	SNEBK,28040 CU	5410439111225	5	0,25	11
2,8 x 45	SNEBK,28045 CU	5410439067980	5	0,25	11
3 x 30	SNEBK,30030 CU	5410439128926	5	0,25	12
3 x 40	SNEBK,30040 CU	5410439069960	5	0,25	12
3 x 50	SNEBK,30050 CU	5410439089746	5	0,25	12
3 x 55	SNEBK,30055 CU	5410439089753	5	0,25	12
3 x 65	SNEBK,30065 CU	5410439642439	2	0,04	12
3 x 80	SNEBK,30080 CU	5410439642446	2	0,04	12

L

CRAMPS

KRAMMEN

CRAMPONS

SCHLAUFEN

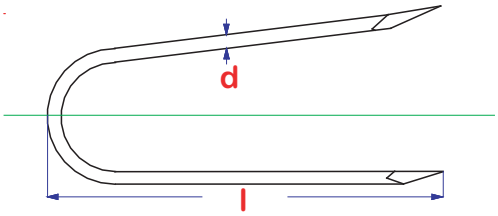

Z
zinc pl.

material : Steel	**materiaal :** Staal	**matière :** Acier	**Werkstoff :** Stahl
type : standard	**type :** standaard	**type :** standard	**Typ :** normalmass
surface : zinc plated	**oppervlak :** Verzinkt	**surface :** zingué	**Oberfläche :** verzinkt

Technical properties / Technische gegevens /
Données techniques / Technische Daten

d x l	art code	EAN	BOX	KG/ BOX
1,8 x 15	000KR,18015 Z	5410439015264	5	0,25
2 x 20	000KR,20020 Z	5410439015271	5	0,25
2,7 x 25	000KR,27025 Z	5410439015288	5	0,25
3 x 30	000KR,30030 Z	5410439015295	5	0,25
3,5 x 35	000KR,35035 Z	5410439015301	5	0,25
4 x 40	000KR,40040 Z	5410439015318	5	0,25
4,5 x 45	000KR,45045 Z	5410439015325	5	0,25

CEILING NAILS

PLAFONDNAGEL

POINTES PLAFONNEURS

DECKENNAGEL



VV hdg

material : Steel	**materiaal :** Staal	**matière :** Acier	**Werkstoff :** Stahl
type : flat head	**type :** platte kop	**type :** tête platte	**Typ :** Flachkopf
surface : hot dipped galvanised	**oppervlak :** vuurverzinkt	**surface :** galv.à chaud	**Oberfläche :** feuerverzinkt

Technical properties / Technische gegevens /
Données techniques / Technische Daten

d x l	art code	EAN	BOX	KG/ BOX
2 x 25	000PN,20025 VV	5410439010382	5	0,25
2,7 x 25	000PN,27025 VV	5410439360340	5	0,00

L

LIGHT WEIGHT BUILDING SLAP NAIL

STORMNAGELS

POINTES A EMBASE

LEICHTBAUPLATTEN-STIFTE

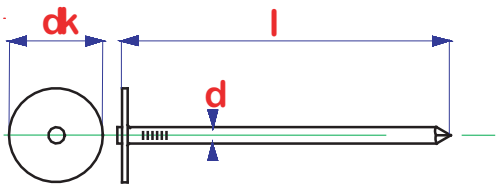

Z
zinc pl.

material : Steel	**materiaal :** Staal	**matière :** Acier	**Werkstoff :** Stahl
type : round flange/shank	**type :** ronde kraag/schacht	**type :** embase et corps rond	**Typ :** runde kragen/Schaft
surface : zinc plated Cr3+	**oppervlak :** verzinkt Cr3+	**surface :** zingué Cr3+	**Oberfläche :** verzinkt Cr3+

Technical properties / Technische gegevens /
Données techniques / Technische Daten

d x l	art code	EAN	BOX	KG/ BOX	dk
3,5 x 50	0RSTN,35050 Z	5410439375894	2	0,04	20
3,5 x 60	0RSTN,35060 Z	5410439375856	2	0,04	20
3,5 x 70	0RSTN,35070 Z	5410439375863	2	0,04	20
3,5 x 80	0RSTN,35080 Z	5410439375870	2	0,04	20
3,5 x 90	0RSTN,35090 Z	5410439375887	2	0,04	20

ANCHOR NAIL

ANKERNAGEL

POINTE ANCRE

ANKERNAGEL

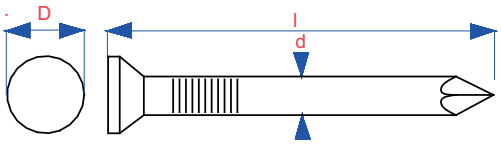

S
steel

material : Steel	**materiaal :** Staal	**matière :** Acier	**Werkstoff :** Stahl
type : countersunk head	**type :** verzonken kop	**type :** tête fraisée	**Typ :** Senkkopf
surface : plain	**oppervlak :** blank	**surface :** brut	**Oberfläche :** roh

Technical properties / Technische gegevens /
Données techniques / Technische Daten

d x l	art code	EAN	BOX	KG/ BOX	D
5,5 x 60	000AN,55060 S	5410439097048	2	0,04	
6 x 65	000AN,60065 S	5410439097055	5	0,25	11,3

L

PLASTERBOARD NAILS

GYPROCNAGELS

POINTES GYPROC

GIPSPLATTENNAGEL

Z
zinc pl.

material : Steel	**materiaal :** Staal	**matière :** Acier	**Werkstoff :** Stahl
type : concave head	**type :** holle kop	**type :** tête creux	**Typ :** Konkavkopf
surface : zinc plated Cr3+	**oppervlak :** verzinkt Cr3+	**surface :** zingué Cr3+	**Oberfläche :** verzinkt Cr3+

Technical properties / Technische gegevens /
Données techniques / Technische Daten

d x l	art code	EAN	BOX	KG/ BOX
2,2 x 35	00GYN,22035 VV	5410439092654	5	0,25
2,2 x 55	00GYN,22055 VV	5410439101776	5	0,25

PLASTERBOARD NAILS

GYPROCNAGELS

POINTES GYPROC

GIPSPLATTENNAGEL

Z
zinc pl.

material : Steel	**materiaal :** Staal	**matière :** Acier	**Werkstoff :** Stahl
type : flat head	**type :** platte kop	**type :** tête platte	**Typ :** Flachkopf
surface : zinc plated Cr3+	**oppervlak :** verzinkt Cr3+	**surface :** zingué Cr3+	**Oberfläche :** verzinkt Cr3+

Technical properties / Technische gegevens /
Données techniques / Technische Daten

d x l	art code	EAN	BOX	KG/ BOX
2,4 x 32	00GYN,24032 VV	5410439101783	5	0,25

L

BARBED NAILS

RINGNAGELS

POINTES ANNELEES

RILLENNAGEL

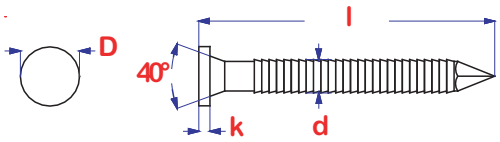

Z
zinc pl.

material : Steel	**materiaal :** Staal	**matière :** ACIER	**Werkstoff :** Stahl
type : standard	**type :** standaard	**type :** standard	**Typ :** standard
surface : zinc plated Cr3+	**oppervlak :** verzinkt Cr3+	**surface :** zingué Cr3+	**Oberfläche :** verzinkt Cr3+

Technical properties / Technische gegevens /
Données techniques / Technische Daten

d x l	art code	EAN	BOX	KG/ BOX	k	D
4 x 40	01052,40040 Z	5410439150590	5	0,25	1,5	8
4 x 50	01052,40050 Z	5410439150606	5	0,25	1,5	8
4 x 60	01052,40060 Z	5410439150613	5	0,25	1,5	8

DUPLEX HEAD NAIL

DUPLEX NAGEL

POINTE DUPLEX

DOPPELKOPFSTIFTE

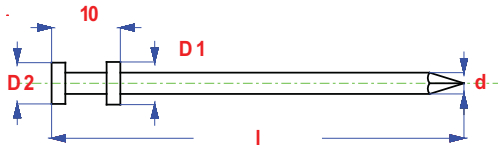

S
steel

material : Steel	**materiaal :** Staal	**matière :** Acier	**Werkstoff :** Stahl
type : standard	**type :** standaard	**type :** standard	**Typ :** standard
surface : plain	**oppervlak :** blank	**surface :** brut	**Oberfläche :** roh

Technical properties / Technische gegevens /
Données techniques / Technische Daten

d x l	art code	EAN	BOX	KG/ BOX	l1	D1	D2
2,8 x 65	000DN,28065 S	5410439129022	5	0,25	10,0	5,6	5,4
3,1 x 65	000DN,31065 S	5410439129039	5	0,25	10,0	6,2	6,0
3,1 x 75	000DN,31075 S	5410439129046	5	0,25	10,0	6,2	6,0
3,4 x 75	000DN,34075 S	5410439097062	5	0,25	10,0	6,8	6,5
3,4 x 90	000DN,34090 S	5410439097079	5	0,25	10,0	6,8	6,5

L

MUSHROOM HEAD NAILS

NAGELS BOLLE KOP

POINTES TETE BOMBEE

DRAHTSTIFTE HALBRUND KOPF

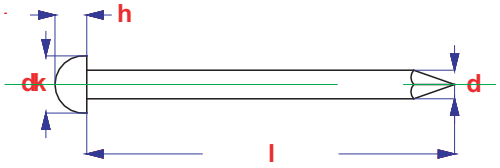

S
steel

material : Steel	**materiaal :** Staal	**matière :** Acier	**Werkstoff :** Stahl
type : standard	**type :** standaard	**type :** standard	**Typ :** standard
surface : plain	**oppervlak :** blank	**surface :** brut	**Oberfläche :** roh

Technical properties / Technische gegevens /
Données techniques / Technische Daten

d x l	art code	EAN	BOX	KG/ BOX	dk	h
3,5 x 45	000EN,35045 S	5410439097086	5	0,25	7	2,3
3,5 x 50	000EN,35050 S	5410439097093	5	0,25	7	2,3

STEEL NAILS, HARDENED CONVEX HEAD

STALEN NAGELS, GEHARD BOLVERZONKEN KOP

POINTES ACIER, TREMPÉ TÊTE FRAISÉE BOMBÉE

STAHLNÄGEL, GEHÄRTET LINSENKOPF

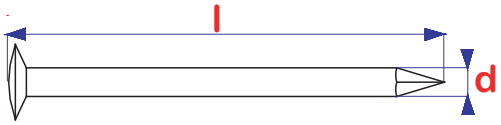

SS Hardened steel

material : Hardened steel	**materiaal :** Gehard staal	**matière :** Acier trempé	**Werkstoff :** Gehärtet Stahl
type : box = 1kg	**type :** verpakt per 1kg	**type :** emballé par 1kg	**Typ :** packetiert pro 1kg
surface : blued	**oppervlak :** geblauwd	**surface :** bleui	**Oberfläche :** gebläut

Technical properties / Technische gegevens /
Données techniques / Technische Daten

d x l	art code	EAN	BOX	KG/ BOX
2 x 20	0KNKK,20020 SS	5410439168922	1	0,01
2 x 25	0KNKK,20025 SS	5410439168939	1	0,01
2 x 30	0KNKK,20030 SS	5410439168946	1	0,01
2 x 35	0KNKK,20035 SS	5410439168953	1	0,01
2,5 x 25	0KNKK,25025 SS	5410439168960	1	0,01
2,5 x 30	0KNKK,25030 SS	5410439168977	1	0,01
2,5 x 40	0KNKK,25040 SS	5410439168984	1	0,01
3 x 30	0KNKK,30030 SS	5410439168991	1	0,01
3 x 40	0KNKK,30040 SS	5410439169004	1	0,01
3 x 50	0KNKK,30050 SS	5410439169011	1	0,01
3 x 60	0KNKK,30060 SS	5410439169028	1	0,01
3,5 x 50	0KNKK,35050 SS	5410439169035	1	0,01
3,5 x 60	0KNKK,35060 SS	5410439169042	1	0,01
3,5 x 70	0KNKK,35070 SS	5410439169059	1	0,01
3,5 x 80	0KNKK,35080 SS	5410439169066	1	0,01
4,2 x 90	0KNKK,42090 SS	5410439169073	1	0,01
4,2 x 100	0KNKK,42100 SS	5410439169080	1	0,01

SS Hardened steel



material : Hardened steel	**materiaal :** Gehard staal	**matière :** Acier trempé	**Werkstoff :** Gehärtet Stahl
type : box = 2,5kg	**type :** verpakt per 2,5kg	**type :** emballé par 2,5kg	**Typ :** Packetiert pro 2,5kg
surface : blued	**oppervlak :** geblauwd	**surface :** bleui	**Oberfläche :** gebläut

L

Technical properties / Technische gegevens /
Données techniques / Technische Daten

d x l	art code	EAN	BOX	KG/ BOX
2 x 20	00NKK,20020 SS	5410439101790	2	0,04
2 x 25	00NKK,20025 SS	5410439007887	2	0,05
2 x 30	00NKK,20030 SS	5410439093224	2	0,04
2,5 x 30	00NKK,25030 SS	5410439007894	2	0,05
2,5 x 40	00NKK,25040 SS	5410439174091	2	0,04
2,5 x 50	00NKK,25050 SS	5410439093231	2	0,04
3 x 40	00NKK,30040 SS	5410439007900	2	0,05
3 x 50	00NKK,30050 SS	5410439007917	2	0,04
3,5 x 50	00NKK,35050 SS	5410439144063	2	0,04
3,5 x 60	00NKK,35060 SS	5410439007924	2	0,04
3,5 x 70	00NKK,35070 SS	5410439007931	2	0,04
3,5 x 80	00NKK,35080 SS	5410439007948	2	0,04
4,2 x 100	00NKK,42100 SS	5410439007962	2	0,04

STEEL NAILS, HARDENED COUNTERSUNK HEAD

STALEN NAGELS, GEHARD PLAT-CONISCHE KOP

POINTES ACIER, TREMPÉ TÊTE FRAISÉE

STAHLNÄGEL, GEHÄRTET SENKKOPF

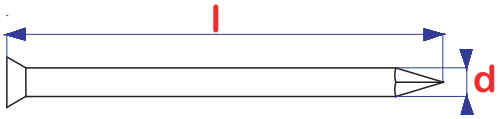

SS Hardened steel

material : Tempered steel	**materiaal :** Gehard staal	**matière :** Acier trempé	**Werkstoff :** Gehärtet Stahl
type : boxed 1kg	**type :** verpakt per 1 kg	**type :** emballé par 1kg	**Typ :** packetiert pro 1kg
surface : blued	**oppervlak :** geblauwd	**surface :** bleui	**Oberfläche :** gebläut

Technical properties / Technische gegevens /
Données techniques / Technische Daten

d x l	art code	EAN	BOX	KG/ BOX
2 x 20	0KNPK,20020 SS	5410439124607	1	0,01
2 x 25	0KNPK,20025 SS	5410439124614	1	0,01
2,5 x 30	0KNPK,25030 SS	5410439124621	1	0,01
2,5 x 40	0KNPK,25040 SS	5410439124638	1	0,01
3 x 40	0KNPK,30040 SS	5410439124645	1	0,01
3 x 50	0KNPK,30050 SS	5410439124652	1	0,01
3 x 60	0KNPK,30060 SS	5410439124669	1	0,01
3,5 x 60	0KNPK,35060 SS	5410439124676	1	0,01
3,5 x 70	0KNPK,35070 SS	5410439124683	1	0,01
3,5 x 80	0KNPK,35080 SS	5410439124690	1	0,01
4,2 x 100	0KNPK,42100 SS	5410439124706	1	0,01

SS Hardened steel

material : Hardened steel	**materiaal :** Gehard staal	**matière :** Acier trempé	**Werkstoff :** Gehärtet Stahl
type : boxed 2,5kg	**type :** verpakt per 2,5kg	**type :** emballé par 2,5kg	**Typ :** packetiert pro 2,5kg
surface : blued	**oppervlak :** geblauwd	**surface :** bleui	**Oberfläche :** gebläut

L

Technical properties / Technische gegevens /
Données techniques / Technische Daten

d x l	art code	EAN	BOX	KG/ BOX
2 x 20	00NPK,20020 SS	5410439122221	2	0,04
2 x 25	00NPK,20025 SS	5410439093323	2	0,04
2 x 30	00NPK,20030 SS	5410439093330	2	0,04
2,5 x 30	00NPK,25030 SS	5410439093385	2	0,05
2,5 x 40	00NPK,25040 SS	5410439093415	2	0,04
2,5 x 50	00NPK,25050 SS	5410439163415	2	0,04
3 x 40	00NPK,30040 SS	5410439093446	2	0,05
3 x 50	00NPK,30050 SS	5410439093453	2	0,04
3,5 x 50	00NPK,35050 SS	5410439163408	2	0,04
3,5 x 60	00NPK,35060 SS	5410439093491	2	0,04
3,5 x 70	00NPK,35070 SS	5410439093507	2	0,04
3,5 x 80	00NPK,35080 SS	5410439093538	2	0,04
4,2 x 100	00NPK,42100 SS	5410439093576	2	0,04

MUSHROOM HEAD NAILS

NAGELS BOLLE KOP

POINTES TETE BOMBEE

HALBRUND KOPF DRAHTSTIFTE

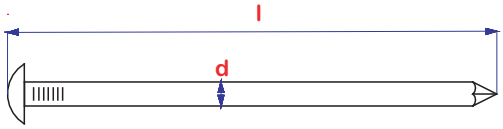

A2 inox

material : Stainless steel A2	**materiaal :** Inox A2	**matière :** Inox A2	**Werkstoff :** Edelstahl A2
type : standard	**type :** standaard	**type :** standard	**Typ :** standard
surface : plain	**oppervlak :** blank	**surface :** brut	**Oberfläche :** roh

Technical properties / Technische gegevens /
Données techniques / Technische Daten

d x l	art code	EAN	BOX	KG/ BOX
1,2 x 20	00NBK,12020 A2	5410439093071	1	0,01
1,6 x 25	00NBK,16025 A2	5410439093101	1	0,01
1,8 x 30	00NBK,18030 A2	5410439093132	1	0,01
2 x 40	00NBK,20040 A2	5410439093156	1	0,01
2,4 x 50	00NBK,24050 A2	5410439093170	1	0,01
3 x 65	00NBK,30065 A2	5410439093194	1	0,01
3,4 x 80	00NBK,34080 A2	5410439093217	1	0,01

MS Brass



material : Brass	**materiaal :** Messing	**matière :** Laiton	**Werkstoff :** Messing
type : standard	**type :** standaard	**type :** standard	**Typ :** standard
surface : plain	**oppervlak :** blank	**surface :** brut	**Oberfläche :** roh

Technical properties / Technische gegevens /
Données techniques / Technische Daten

d x l	art code	EAN	BOX	KG/ BOX
0,9 x 13	00NBK,09013 MS	5410439321365	1	0,01
1,5 x 15	00NBK,15015 MS	5410439093088	1	0,01
1,5 x 18	00NBK,15018 MS	5410439321358	1	0,01
1,5 x 20	00NBK,15020 MS	5410439093095	1	0,01
1,6 x 25	00NBK,16025 MS	5410439093118	1	0,01
1,8 x 25	00NBK,18025 MS	5410439093125	1	0,01
1,8 x 30	00NBK,18030 MS	5410439093149	1	0,01
2,1 x 30	00NBK,21030 MS	5410439321372	1	0,01
2,1 x 30	00NBK,24050 MS	5410439321389	1	0,01
2,1 x 40	00NBK,21040 MS	5410439093163	1	0,01
2,7 x 50	00NBK,27050 MS	5410439093187	1	0,01
3 x 65	00NBK,30065 MS	5410439093200	1	0,01

L

RIDGE-TILE NAILS

VORSTPANNAGELS

POINTE ENFAITEAU

FIRST ZIEGEL STIFTE

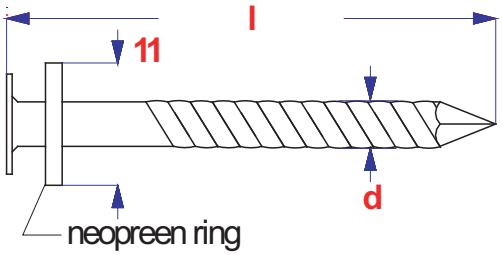

Z
zinc pl.

material : Steel	**materiaal :** Staal	**matière :** Acier	**Werkstoff :** Stahl
type : with neoprene washer	**type :** met neopreen onderlegring	**type :** avec rondelle néoprène	**Typ :** mit Neopreenring
surface : zinc plated Cr3+	**oppervlak :** verzinkt Cr3+	**surface :** zingué Cr3+	**Oberfläche :** verzinkt Cr3+

Technical properties / Technische gegevens /
Données techniques / Technische Daten

d x l	art code	EAN	BOX	KG/ BOX
4 x 45	00VPN,40045 Z	5410439127110	100	0,38
4 x 65	00VPN,40065 Z	5410439174220	100	0,53
4 x 80	00VPN,40080 Z	5410439174237	100	0,66

FOS
Black

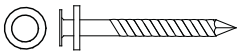

material : Steel	**materiaal :** Staal	**matière :** Acier	**Werkstoff :** Stahl
type : with neoprene washer	**type :** met neopreenring	**type :** avec rondelle néoprène	**Typ :** mit Neoprenring
surface : black gun barrel oxyd	**oppervlak :** zwart gefosfateerd	**surface :** noir phosphaté	**Oberfläche :** schwarz fosfatiert

Technical properties / Technische gegevens /
Données techniques / Technische Daten

d x l	art code	EAN	BOX	KG/ BOX
4 x 45	00VPN,40045 S	5410439174244	100	0,38
4 x 65	00VPN,40065 S	5410439174251	100	0,53
4 x 80	00VPN,40080 S	5410439174268	100	0,64

A2
inox

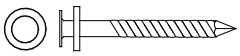

material : Stainless steel A2	**materiaal :** inox A2	**matière :** Inox A2	**Werkstoff :** Edelstahl A2
type : with neoprene washer	**type :** met neopreenring	**type :** avec rondelle néoprène	**Typ :** mit Neoprenring
surface : plain	**oppervlak :** blank	**surface :** brut	**Oberfläche :** roh

Technical properties / Technische gegevens /
Données techniques / Technische Daten

d x l	art code	EAN	BOX	KG/ BOX
4 x 45	00VPN,40045 A2	5410439174275	100	0,38
4 x 65	00VPN,40065 A2	5410439174282	100	0,53
4 x 80	00VPN,40080 A2	5410439174299	100	0,66

RIDGE-TILE NAILS

VORSTPANNAGELS

POINTE ENFAITEAU

FIRST ZIEGEL STIFTE

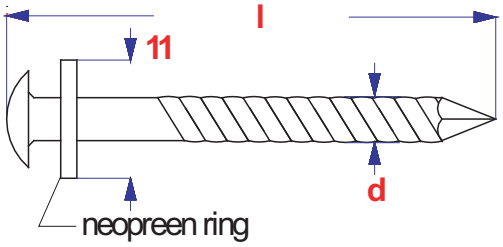

A2 inox

material : Aluminium	**materiaal :** Aluminium	**matière :** Aluminium	**Werkstoff :** Aluminium
type : with neoprene washer	**type :** met neopreenring	**type :** avec rondelle néoprène	**Typ :** mit neopreenring
surface : plain	**oppervlak :** blank	**surface :** brut	**Oberfläche :** roh

Technical properties / Technische gegevens /
Données techniques / Technische Daten

d x l	art code	EAN	BOX	KG/ BOX
4,5 x 35	00GPN,45035 ALU	5410439377188	100	0,14
4,5 x 45	00GPN,45045 ALU	5410439377195	100	0,17
4,5 x 50	00GPN,45050 ALU	5410439377201	100	0,19
4,5 x 60	00GPN,45060 ALU	5410439377218	100	0,23
4,5 x 70	00GPN,45070 ALU	5410439377225	100	0,27

L

SCREW NAILS FLAT HEAD

SCHROEFNAGELS PLATTE KOP

POINTES TORSADEES TÊTE PLATTE

SCHRAUBENNAGEL FLACHKOPF

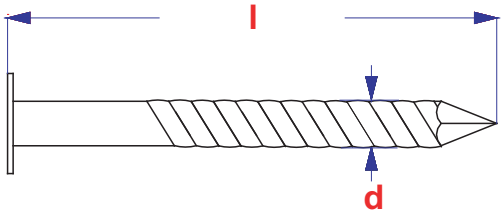

A2 inox

material : Stainless steel A2	**materiaal :** Inox A2	**matière :** Inox A2	**Werkstoff :** Edelstahl A2
type : standard	**type :** standaard	**type :** standard	**Typ :** standard
surface : plain	**oppervlak :** blank	**surface :** brut	**Oberfläche :** roh

Technical properties / Technische gegevens /
Données techniques / Technische Daten

d x l	art code	EAN	BOX	KG/ BOX	box
3,9 x 80	0SNPK,39080 A2	5410439174305	1	0,03	500
4,5 x 90	0SNPK,45090 A2	5410439174312	1	0,05	500
4,5 x 100	0SNPK,45100 A2	5410439174329	1	0,05	500
4,5 x 110	0SNPK,45110 A2	5410439174336	1	0,05	500
4,5 x 120	0SNPK,45120 A2	5410439174343	1	0,06	500
5 x 130	0SNPK,50130 A2	5410439174350	1	0,04	250
5 x 140	0SNPK,50140 A2	5410439174367	1	0,04	250
5 x 150	0SNPK,50150 A2	5410439174374	1	0,05	250
5 x 160	0SNPK,50160 A2	5410439174381	1	0,03	125
5 x 200	0SNPK,50200 A2	5410439174398	1	0,31	125

SCREW NAILS FLAT CONICAL HEAD

SCHROEFNAGELS PLAT-CONISCHE KOP

POINTES TORSADEES TÊTE PLATTE CONIQUE

SCHRAUBENNAGEL FLACH SENKKOPF

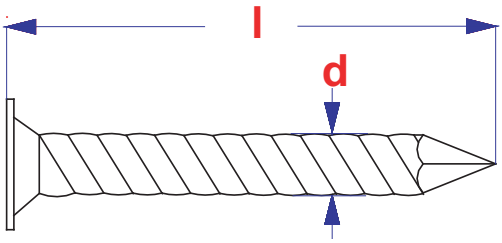

Z
zinc pl.

material : Steel	**materiaal :** Staal	**matière :** Acier	**Werkstoff :** Stahl
type : standard	**type :** standaard	**type :** standard	**Typ :** standard
surface : zinc plated Cr3+	**oppervlak :** verzinkt Cr3+	**surface :** zingué Cr3+	**Oberfläche :** verzinkt Cr3+

Technical properties / Technische gegevens /
Données techniques / Technische Daten

d x l	art code	EAN	BOX	KG/ BOX
3,8 x 25	SNPKK,38025 Z	5410439174404	1000	18,00
3,8 x 32	SNPKK,38032 Z	5410439141710	1000	21,00
3,8 x 40	SNPKK,38040 Z	5410439141727	1000	25,00
3,8 x 50	SNPKK,38050 Z	5410439141734	1000	32,00
3,8 x 60	SNPKK,38060 Z	5410439141741	500	9,50
3,8 x 70	SNPKK,38070 Z	5410439141758	500	11,00

L

BARBED NAILS

RINGNAGELS

POINTES ANNELEES

RILLENNAGEL

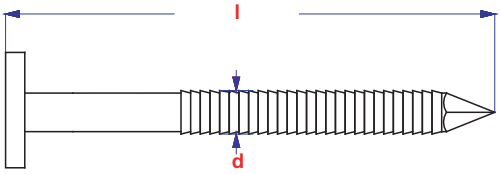

ALU aluminium

material : Aluminium	**materiaal :** Alunminium	**matière :** Aluminium	**Werkstoff :** Aluminium
type : flat head	**type :** platte kop	**type :** tête platte	**Typ :** flach Kopf
surface : plain	**oppervlak :** blank	**surface :** brut	**Oberfläche :** roh

Technical properties / Technische gegevens /
Données techniques / Technische Daten

d x l	art code	EAN	BOX	KG/ BOX
5,3 x 65	00RIN,53065 ALU	5410439174435	250	0,00
5,3 x 75	00RIN,53075 ALU	5410439174442	250	0,00
5,3 x 85	00RIN,53085 ALU	5410439174459	250	0,00
5,3 x 95	00RIN,53095 ALU	5410439174466	250	0,00
5,3 x 105	00RIN,53105 ALU	5410439174473	250	0,00

RIBBED NAILS COUNTERSUNK

RIBNAGEL VERZONKEN KOP

POINTES CANNELEES TÊTE FRAISÉE

GERIFFELTE STIFTE SENKKOPF

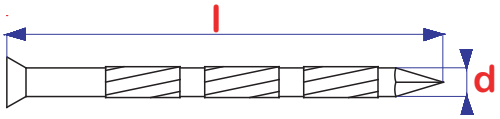

Z
zinc pl.

material : Tempered steel 53-55 HRc	**materiaal :** Gehard staal 53-55 HRc	**matière :** Acier trempé 53-55 HRc	**Werkstoff :** Gehärtet Stahl 53-55 HRc
type : inclination 45°	**type :** buighoek ca.45°	**type :** inclinable 45°	**Typ :** biegbar bis 45°
surface : zinc plated 10µ Cr3+	**oppervlak :** verzinkt 10µ Cr3+	**surface :** zingué 10µ Cr3+	**Oberfläche :** verzinkt 10µ Cr3+

Technical properties / Technische gegevens /
Données techniques / Technische Daten

d x l	art code	EAN	BOX	KG/ BOX
2,7 x 40	000RN,27040 Z	5410439174671	250	1,00
2,7 x 50	000RN,27050 Z	5410439172219	250	1,25
2,7 x 60	000RN,27060 Z	5410439174633	250	1,43
2,7 x 70	000RN,27070 Z	5410439174664	250	1,68
3,5 x 45	000RN,35045 Z	5410439174688	125	0,48
3,5 x 55	000RN,35055 Z	5410439174657	125	0,59
3,5 x 65	000RN,35065 Z	5410439174695	125	0,69
3,5 x 75	000RN,35075 Z	5410439174640	125	0,89

L

MASONRY NAILS

KLISJESNAGELS

POINTES DE CONSTRUCTION

BETONSTIFTE

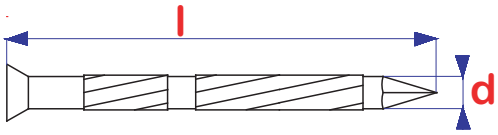

Z
zinc pl.

material : Tempered steel 50 HRc	**materiaal :** Gehard staal 50 HRc	**matière :** Acier trempé 50 HRc	**Werkstoff :** Gehärtet Stahl 50 HRc
type : countersunk head	**type :** conische kop	**type :** tête fraisée	**Typ :** Senkkopf
surface : zinc plated Cr3+	**oppervlak :** verzinkt Cr3+	**surface :** zingué Cr3+	**Oberfläche :** verzinkt Cr3+

Technical properties / Technische gegevens /
Données techniques / Technische Daten

d x l	art code	EAN	BOX	KG/ BOX
4,5 x 40	000KN,45040 Z	5410439174718	125	0,69
4,5 x 50	000KN,45050 Z	5410439174725	125	0,83

Z2 - MASONRY NAILS

REGELNAGELS

POINTES DE CONSTRUCTION

BETONSTIFTE

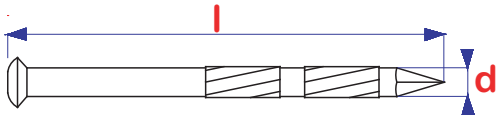

Z
zinc pl.

material : Tempered steel 50 HRc	**materiaal :** Gehard staal 50 HRC	**matière :** Acier trempé 50 HRc	**Werkstoff :** Gehärtet Stahl 50 HRc
type : raised countersunk head	**type :** bolkop verzonken	**type :** tête fraisée bombée	**Typ :** Linsensenkkopf
surface : zinc plated 10µ Cr3+	**oppervlak :** verzinkt 10µ Cr3+	**surface :** zingué 10µ Cr3+	**Oberfläche :** verzinkt 10µ Cr3+

Technical properties / Technische gegevens /
Données techniques / Technische Daten

d x l	art code	EAN	BOX	KG/ BOX	box
4,5 x 25	00REN,45025 Z	5410439174732	1	0,01	250 ST
4,5 x 30	00REN,45030 Z	5410439174824	1	0,01	250 ST
4,5 x 40	00REN,45040 Z	5410439174749	1	0,00	100 ST
4,5 x 50	00REN,45050 Z	5410439174756	1	0,01	100 ST
4,5 x 60	00REN,45060 Z	5410439174763	1	0,01	100 ST
4,5 x 70	00REN,45070 Z	5410439174831	1	0,01	100 ST
4,5 x 80	00REN,45080 Z	5410439174848	1	0,01	100 ST
4,5 x 90	00REN,45090 Z	5410439174855	1	0,01	100 ST
4,5 x 100	00REN,45100 Z	5410439174862	1	0,01	100 ST
5,5 x 30	00REN,55030 Z	5410439174893	1	0,03	500 ST
5,5 x 40	00REN,55040 Z	5410439174879	1	0,00	50 ST
5,5 x 50	00REN,55050 Z	5410439174886	1	0,00	50 ST
5,5 x 60	00REN,55060 Z	5410439174770	1	0,01	50 ST
5,5 x 70	00REN,55070 Z	5410439174787	1	0,01	50 ST
5,5 x 80	00REN,55080 Z	5410439174794	1	0,01	50 ST
5,5 x 90	00REN,55090 Z	5410439174909	1	0,01	50 ST
5,5 x 100	00REN,55100 Z	5410439174800	1	0,01	50 ST
6,5 x 40	00REN,65040 Z	5410439174916	1	0,01	50 ST
6,5 x 60	00REN,65060 Z	5410439174817	1	0,01	50 ST
6,5 x 80	00REN,65080 Z	5410439174923	1	0,01	50 ST
6,5 x 100	00REN,65100 Z	5410439174930	1	0,01	50 ST
6,5 x 125	00REN,65125 Z	5410439174947	1	0,02	50 ST

L

BASEBOARD NAILS

PLINTNAGELS

POINTES POUR PLINTHE

FUSSLEISTSTIFTE

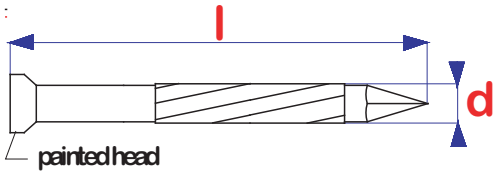

SS Hardened steel

material : Tempered steel 50 HRc	**materiaal :** Gehard staal 50 HRc	**matière :** Acier trempé 50 HRc	**Werkstoff :** Gehärtet Stahl 50 HRc
type : white ral-9010	**type :** wit ral-9010	**type :** blanc ral-9010	**Typ :** weiss ral-9010
surface : zinc plated Cr3+	**oppervlak :** verzinkt Cr3+	**surface :** zingué Cr3+	**Oberfläche :** verzinkt Cr3+

Technical properties / Technische gegevens /
Données techniques / Technische Daten

l x d	art code	EAN	BOX	KG/ BOX	box
4,5 x 30	0PLNW,45030 SS	5410439175012	1	0,01	250 ST
4,5 x 40	0PLNW,45040 SS	5410439175029	1	0,00	250 ST

SS Hardened steel

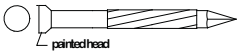

material : Tempered steel 50 HRc	**materiaal :** Gehard staal 50 HRc	**matière :** Acier trempé 50 HRc	**Werkstoff :** Gehärtet Stahl 50 HRc
type : brown ral-8011	**type :** bruin ral-8011	**type :** brun ral-8011	**Typ :** braun ral-8011
surface : zinc plated Cr3+	**oppervlak :** verzinkt Cr3+	**surface :** zingué Cr3+	**Oberfläche :** verzinkt Cr3+

Technical properties / Technische gegevens /
Données techniques / Technische Daten

l x d	art code	EAN	BOX	KG/ BOX	box
4,5 x 30	0PLNB,45030 SS	5410439174954	1	0,01	250 ST
4,5 x 40	0PLNB,45040 SS	5410439174961	1	0,01	250 ST

SS Hardened steel

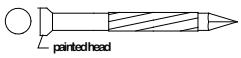

material : Tempered steel 50 HRc	**materiaal :** Gehard staal 50HRc	**matière :** Acier trempé 50 HRc	**Werkstoff :** Gehärtet Stahl 50 HRc
type : yellow	**type :** geel	**type :** jaune	**Typ :** gelb
surface : zinc plated Cr3+	**oppervlak :** verzinkt Cr3+	**surface :** zingué Cr3+	**Oberfläche :** verzinkt Cr3+

Technical properties / Technische gegevens /
Données techniques / Technische Daten

l x d	art code	EAN	BOX	KG/ BOX	box
4,5 x 30	0PLNG,45030 SS	5410439174978	1	0,01	250 ST
4,5 x 40	0PLNG,45040 SS	5410439174985	1	0,01	250 ST

AERATED CONCRETE NAILS

GASBETONNAGELS

POINTES BETON CELLULAIRE

GASBETONSTIFTE

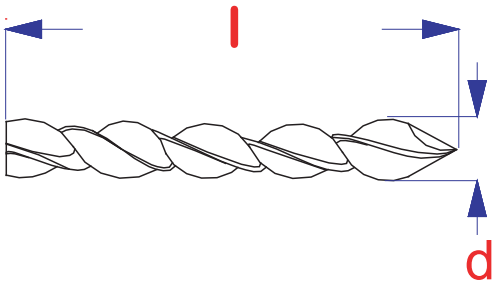

A2 inox

material : Stainless steel A2	**materiaal :** Inox A2	**matière :** inox A2	**Werkstoff :** Edelstahl A2
type : special profile	**type :** speciaal profiel	**type :** profile spécial	**Typ :** Sonderprofil
surface : plain	**oppervlak :** blank	**surface :** brut	**Oberfläche :** roh

Technical properties / Technische gegevens /
Données techniques / Technische Daten

d x l	art code	EAN	BOX	KG/ BOX	box
6 x 50	00GBN,60050 A2	5410439142472	100	0,30	100 ST
6 x 60	00GBN,60060 A2	5410439142489	100	0,35	100 ST
8 x 70	00GBN,80070 A2	5410439142496	50	0,13	50 ST
8 x 80	00GBN,80080 A2	5410439142502	50	0,15	50 ST
8 x 100	00GBN,80100 A2	5410439175463	50	0,18	50 ST
8 x 110	00GBN,80110 A2	5410439175470	100	0,81	100 ST
8 x 120	00GBN,80120 A2	5410439175487	100	0,85	100 ST
8 x 140	00GBN,80140 A2	5410439175494	100	0,99	100 ST

L

SQUARE HOOK PINS

PUNTDUIMEN

GONDS À POINTE

STIFTHAKEN

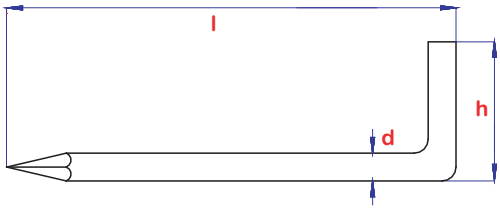

Z
zinc pl.

material : Steel	**materiaal :** Staal	**matière :** Acier	**Werkstoff :** Stahl
type : standard	**type :** standaard	**type :** standard	**Typ :** stardard
surface : zinc plated Cr3+	**oppervlak :** verzinkt Cr3+	**surface :** zingué Cr3+	**Oberfläche :** verzinkt Cr3+

Technical properties / Technische gegevens /
Données techniques / Technische Daten

d x l	art code	EAN	BOX	KG/ BOX	h
2,5 x 20	000PD,25020 Z	5410439145701	100	0,11	10
2,5 x 25	000PD,25025 Z	5410439145718	100	0,13	11
3,2 x 30	000PD,32030 Z	5410439145749	100	0,22	14
3,2 x 40	000PD,32040 Z	5410439145794	100	0,37	16
4 x 50	000PD,40050 Z	5410439145831	100	0,61	18
4 x 60	000PD,40060 Z	5410439145848	100	0,48	20
5 x 80	000PD,50080 Z	5410439010320	100	1,48	23

SQUARE CROOKED NAILS

BALKHAKEN

CRAMPONS SOLINS

VIERECKIGE HAKENSTIFTE

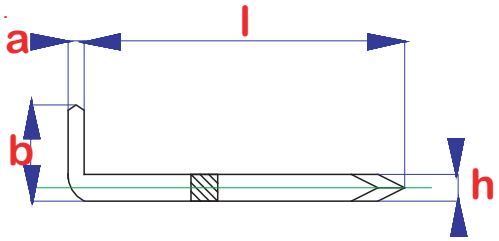

VV hdg

material : Steel	**materiaal :** Staal	**matière :** Acier	**Werkstoff :** Stahl
type : standard	**type :** standaard	**type :** standard	**Typ :** standard
surface : hot dipped galvanised	**oppervlak :** vuurverzinkt	**surface :** galv.à chaud	**Oberfläche :** feuerverzinkt

Technical properties / Technische gegevens /
Données techniques / Technische Daten

h x l	art code	EAN	BOX	KG/ BOX	a	b	h
5 x 30	000BH,50030 VZ	5410439102025	5	0,25	3	18	5x5
5 x 40	000BH,50040 VZ	5410439089784	5	0,25	3	18	5x5
5 x 50	000BH,50050 VZ	5410439089791	5	0,25	3	18	5x5
5 x 60	000BH,50060 VZ	5410439089807	5	0,25	3	18	5x5
5 x 70	000BH,50070 VZ	5410439089814	5	0,25	3	18	5x5

L

SQUARE STEEL HOOK

VIERKANTE CONSOOLHAAK

CROCHET CARRE

VIERKANT-STAHLHAKEN

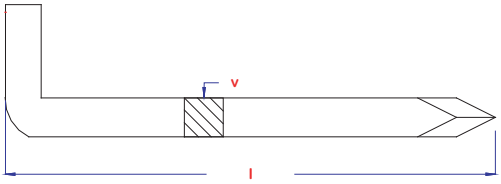

SS Hardened steel

material : Hardened steel	**materiaal :** Gehard staal	**matière :** Acier trempé	**Werkstoff :** Gehärtet Stahl
type : square	**type :** vierkant	**type :** carré	**Typ :** vierkant
surface : blue	**oppervlak :** blauw getemperd	**surface :** bleui	**Oberfläche :** blau

Technical properties / Technische gegevens /
Données techniques / Technische Daten

v x l	art code	EAN	BOX	KG/ BOX
2,5 x 40	00VKH,25040 SS	5410439311144	100	0,21
4 x 50	00VKH,40050 SS	5410439311120	100	0,66
4 x 60	00VKH,40060 SS	5410439311151	100	0,81
4 x 70	00VKH,40070 SS	5410439311137	100	0,89

ONDULINE NAIL WITH PLASTIC HEAD

ONDULINE NAGEL GEKLEURDE KOP

CLOU ONDULINE À TÊTE PLASTIQUE

ONDULINE NAGEL MIT PLASTIK BREITKOPF

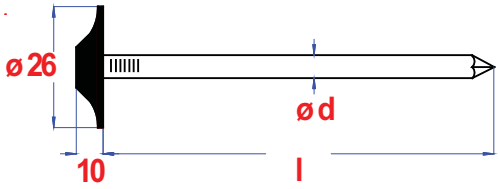

NZ black

material : Steel/plastic	**materiaal :** Staal/kunststof	**matière :** Acier/plastique	**Werkstoff :** Stahl/Kunststof
type : with large plastique head	**type :** met grote kunststofkop	**type :** à tête plastique large	**Typ :** mit Kunststof Breitkopf
surface : black	**oppervlak :** zwart	**surface :** noir	**Oberfläche :** schwarz

Technical properties / Technische gegevens /
Données techniques / Technische Daten

d x l	art code	EAN	BOX	KG/ BOX
3 x 70	000ON,30070 NZ	5410439211338	700	31,85

NW white

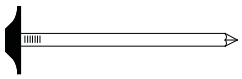

material : Steel/plastic	**materiaal :** Staal/kunststof	**matière :** Acier/plastique	**Werkstoff :** Stahl/Kunststoff
type : with plastic large head	**type :** met grote kunststofkop	**type :** à tête plastique large	**Typ :** mit Kunststoff Breitkopf
surface : white	**oppervlak :** wit	**surface :** blanc	**Oberfläche :** weiss

Technical properties / Technische gegevens /
Données techniques / Technische Daten

d x l	art code	EAN	BOX	KG/ BOX
3 x 70	000ON,30070 NW	5410439638043	700	28,91

L

CLAMPS FOR PROFILE BOARDS

KLEMMEN VOOR PANELEN

CLIPS POUR LANDRIS

PROFILBRETTKRALLEN

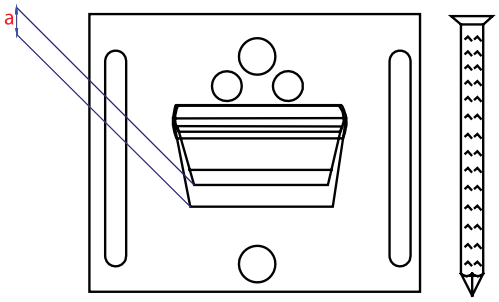

Z
zinc pl.

material : Steel	**materiaal :** Staal	**matière :** Acier	**Werkstoff :** Stahl
type : with zinc plated nails	**type :** met verzinkte nageltjes	**type :** avec pointes zinguées	**Typ :** mit verzinkte Nägeln
surface : zinc plated Cr3+	**oppervlak :** verzinkt Cr3+	**surface :** zingué Cr3+	**Oberfläche :** verzinkt Cr3+

Technical properties / Technische gegevens /
Données techniques / Technische Daten

a x	art code	EAN	BOX	KG/ BOX
1 x	00KLE,00001 Z	5410439435291	250	0,00
2 x	00KLE,00002 Z	5410439140553	250	1,43
3 x	00KLE,00003 Z	5410439140560	250	1,50
4 x	00KLE,00004 Z	5410439435307	250	1,43
5 x	00KLE,00005 Z	5410439435314	200	1,12

NOTES - NOTITIES - NOTES - NOTIZEN

NOTES - NOTITIES - NOTES - NOTIZEN

NOTES - NOTITIES - NOTES - NOTIZEN

VERKOOPS – EN LEVERINGSVOORWAARDEN
PGB-EUROPE NV

1. ALGEMEEN
Onderstaande voorwaarden zijn, tenzij en zover schriftelijk per transactie overeengekomen van toepassing op alle offertes en leveranties van pgb-Europe.
Verwijzingen door de koper naar eigen inkoop-, aanbestedings-, of andere voorwaarden zijn niet van toepassing, tenzij uitdrukkelijk en schriftelijk door pgb-Europe aanvaard.
Toezeggingen en verklaringen door, - en afspraken met onze vertegenwoordigers – verbinden ons slechts voor zover deze schriftelijk door ons zijn bevestigd.

2. PRIJZEN EN OFFERTES
Tenzij uitdrukkelijk anders vermeld zijn onze offertes en prijzen in onze catalogen steeds vrijblijvend.
Bestellingen door de vertegenwoordigers en/of agenten aanvaard, verbinden de verkoper slechts indien deze bestellingen schriftelijk bevestigd werden.

3. LEVERTIJD
Onze leveringstermijnen zijn louter indicatief en niet bindend.
Wij aanvaarden geen aansprakelijkheid tot vergoeding van schade, ontstaan door te late levering.

4. LEVERING
De goederen reizen op gevaar en risico van de bestemmeling, zelfs wanneer ze franco worden verzonden.

5. RECLAMATIES EN AANSPRAKELIJKHEID
De koper dient de conformiteit van de goederen bij ontvangst te controleren op afmetingen, hoeveelheid, materiaal, afwerking e.d.
De koper dient binnen de 3 dagen na ontvangst van de goederen uiterlijk waarneembare afwijkingen schriftelijk te reclameren, anders vervalt desbetreffend elke aanspraak. Ook wanneer de goederen reeds gebruikt of herwerkt zijn, zal geen enkele klacht nog in overweging genomen worden.
De koper zal zich enkel kunnen beroepen op verborgen gebreken, indien zij aan het licht gekomen zijn binnen 3 maanden te rekenen vanaf de ontvangst van de goederen, en dit op voorwaarde dat hij de verkoper hiervan schriftelijk op de hoogte stelt, 8 dagen te rekenen vanaf de ontdekking van het gebrek. In dit geval zal de koper enkel het recht hebben op de vervanging van de geleverde goederen met uitsluiting van elke schadevergoeding.
pgb-Europe is niet verantwoordelijk voor gebreken aan goederen die zij van derden heeft betrokken. Zij zal in de plaats daarvan aan de afnemer overdragen en cederen alle aanspraken die zij terzake zelf jegens de leverancier kan doen geldend maken.
Zonder afbreuk te doen aan het voorgaande is de aansprakelijkheid van de verkoper voor de schade die zou voortvloeien uit de geleverde goederen, in elk geval beperkt tot de nettoprijs daarvan. Met name is elke vordering terzake van bedrijfsschade of andere indirecte schade, zoals montagekosten, schade aan personen of goederen uitgesloten.

6. BETALING
Tenzij anders overeengekomen dient de betaling plaats te vinden binnen 30 dagen na factuurdatum, zonder aftrek van enige korting op de maatschappelijke zetel. De enige datum van betaling is deze waarop onze rekeningen worden gecrediteerd. Vanaf de vervaldag van de factuur zijn van rechtswege en zonder ingebrekestelling nalatigheidsintresten verschuldigd van 15% per jaar.
Bij niet-betaling van de factuur op de vervaldag, zal van rechtswege het verschuldigd bedrag worden verhoogd met een forfaitaire schadevergoeding van 10% met een minimum van 75 EUR. Dit bedrag mag eventueel niet worden verward met de gerechtskosten, noch de rechtsplegingsvergoeding of uitgavenvergoeding, noch met de intresten.
Het niet-betaald zijn van een factuur op haar vervaldag, brengt de opeisbaarheid mede van het volledig saldo van de rekening van de schuldenaar en wij behouden ons het recht voor, de nog lopende zaken geheel of gedeeltelijk te verbreken of in beraad te houden, dit zonder enige formaliteit en met het behoud van het recht op schadeloosstelling.
De koper wordt pas eigenaar van de verkochte goederen nadat de verschuldigde sommen volledig betaald zijn. De koper gaat ermee akkoord dat er een eigendomsvoorbehoud bestaat in hoofde van de verkoper zolang de koopprijs niet is betaald en dat bij niet-betaling de goederen door de verkoper kunnen worden teruggeëist.
De risico' s die de goederen kunnen lopen vallen evenwel ten laste van de koper zodra ze te zijner beschikking worden gesteld.

7. OVERMACHT
In geval de verkoper niet in staat is één of meerder van zijn verplichtingen te voldoen tengevolge van een omstandigheid buiten zijn macht, is hij gerechtigd zonder enige gerechtelijke tussenkomst de overeenkomst bij aangetekend schrijven geheel of gedeeltelijk ontbonden te verklaren, zonder tot enige schadevergoeding gehouden te zijn.

8. BEVOEGDHEID
In geval van betwisting zijn alleen de rechtbanken van het arrondissement GENT en de vrederechter van het kanton Merelbeke bevoegd.

CONDITIONS DE VENTE ET DE LIVRAISON
PGB-EUROPE SA

1. GENERAL
Les conditions ci-après sont applicables à toutes offres et livraisons de pgb-Europe, sauf disposition contraire écrite stipulée lors de chaque transaction. Les références aux conditions d'achat d'adjudication ou autres conditions émanant de l'acheteur, ne seront pas applicables, sauf acception explicite et écrite de la part de pgb-Europe.
Les engagements et déclarations faits par/ou les accords avec nos représentants ne nous engagent qu'après confirmation écrite de notre part.

2. PRIX ET OFFRES
Sauf stipulation contraire nos offres et nos tarifs mentionnés dans nos catalogues ne nous engagent pas.
Les commandes acceptées par des représentants et/ou agents, n'engagent le vendeur que pour autant qu'elles aient été confirmées par écrit.

3. DELAIS DE LIVRAISON
Les délais de livraison ne sont donnés qu'à titre indicatif. Nous déclinons toute responsabilité en cas de livraison tardive, et toute demande d'indemnité qui pourrait en découler.

4. LIVRAISON
Les marchandises voyagent aux risques et périls du destinataire, même en cas d'envoi franco

5. RECLAMATIONS ET RESPONSABILITE
L'acheteur est tenu de contrôler la conformité des marchandises dès réception, du point de vue des dimensions, de la quantité, des matériaux, de la finition, etc. Toute divergence apparente doit être signifiée par écrit dans les 3 jours de la réception des marchandises, sous peine d'irrecevabilité de toute réclamation. Aucune réclamation ne sera prise en considération en cas où les marchandises sont déjà utilisées ou traitées.
L'acheteur ne pourra invoquer des vices cachés, que s'ils se sont manifestés dans les 3 mois de la réception des marchandises et qu'il en avertisse le vendeur par écrit dans les 8 jours à dater de la découverte du vice. Dans ce cas, le droit de l'acheteur se limitera au remplacement des marchandises livrées, à l'exclusion de tous dommages et intérêts.
pgb-Europe n'est pas responsable de vices présentés par les marchandises achetées de tiers. Au contrainte, elle transmettra et cédera à l'acheteur tous ses droits à l'égard du fournisseur.
Sans préjudice à la stipulation précédente, la responsabilité du vendeur en cas de dommages découlant des marchandises livrées, se limitera en tous cas au prix net des dites marchandises. Toute demande d'indemnité, soit de dégâts, soit de dommage indirect, tels que frais de montage, préjudice à des personnes ou à des marchandises, est exclue.

6. PAIEMENT
Sauf dispositions contraires, le paiement doit se faire endéans les 30 jours de la date de facture, sans escompte, au siège social. La seule date de paiement est celle où les comptes sont crédités. A partir de la date d'échéance de la facture le client sera redevable de droit et sans mise en demeure d'une indemnité de 15 % par année.
En cas de non-paiement de la facture à l'échéance, le montant dû sera majoré de plein droit, de dommages et intérêts de 10 % avec un minimum de 75 EUR, sans préjudice de frais judiciaires, frais de procédure ou frais de dépenses ou des intérêts.
A défaut de paiement d'une facture à son échéance le solde du compte du débiteur devient intégralement exigible. Le cas échéant nous nous réservons le droit de résilier ou de suspendre les marchés en cours, sans aucune formalité quelconque et sans préjudice de tout droit de dommages-intérêts.
L'acheteur devient alors le propriétaire de la marchandise après que la somme due soit totalement payée. L'acheteur est d'accord que le vendeur reste le propriétaire de la marchandise jusqu'au moment du paiement de la somme due, et s'il n'y a pas de paiement, la marchandise doit pouvoir être restituée au vendeur. Tous les risques que la marchandise peut éventuellement subir sont à charge de l'acheteur.

7. FORCE MAJEURE
Si le vendeur n'est pas à même de respecter un ou plusieurs de ses engagements à cause de force majeure, il se réserve le droit, sans intervention judiciaire, de résilier en tout ou en partie le contrat, par lettre recommandée, sans être tenu à payer une indemnité.

8. COMPETENCE
En cas de litige entres les parties seul le tribunal de l'arrondissement de GAND et le juge de paix du canton de Merelbeke sont les seul compétents.

SALE AND DELIVERY TERMS AND CONDITIONS PGB-EUROPE NV

1. GENERAL

The following conditions are, unless and in so far as agreed otherwise for each transaction, applicable to all offers and deliveries made by pgb-Europe.
Reference by buyers to their own purchase, tender or other conditions are not applicable unless expressly accepted by pgb-Europe in writing.
Promises and declarations by and agreements with our representatives are only binding on us in so far as they are confirmed by us in writing.

2. PRICES AND OFFERS

Unless expressly stated otherwise, our offers and prices in our catalogues are never binding.
Orders accepted by the representatives and/or agents bind the seller only to the extent that these orders are confirmed in writing.

3. DELIVERY PERIODS

The delivery dates stated are only an indication.
We accept no liability for payment of damages arising from late delivery.

4. DELIVERY

The goods are transported at the receiver's risk and peril, even if they are sent carriage paid.

5. COMPLAINTS AND LIABILITY

The buyer must check the conformity of the goods on receipt in terms of measurements, quantity, material, finish etc.
The buyer must complain in writing within 3 days of receipt of the goods about any externally visible defects, otherwise any claim for these will lapse. In addition, if the goods have already been used or worked on, no complaint whatsoever will be considered.
The buyer will only be able to refer to hidden faults in so far as they have come to light within 3 months counting from the receipt of the goods, and then on the condition that he informs the seller of this in writing within 8 days counting from the discovery of the fault. In that case the buyer's rights shall be limited to replacement of the goods delivered with the exclusion of any payment of damages.
pgb-Europe is not liable for faults in goods which it has obtained from third parties. It shall instead transfer and assign to the customer all claims that it can make concerning these against the supplier.
Without prejudice to the above, the liability of the seller for damages arising from the delivered goods shall be in any event limited to their net price. All claims concerning damage to business or other indirect damage such as assembly costs, injury to people or damage to goods, are specifically excluded.

6. PAYMENT

Unless otherwise agreed, payment must be made within 30 days from the invoice date, without the deduction of any discount, at the registered office. The only date of payment is that on which our account is credited. Interest for late payment will be charged at 15 % per annum from the due date of the invoice by legal right and without notice of default.
In the event of non-payment on the due date, the amount outstanding will be increased by legal right by a penalty for damages of 10% with a minimum of EURO 75. This amount may not be offset against any legal costs, nor the settlement of the legal claim, nor settlement of expenses, nor against the interest.
The non-payment of an invoice by its due date allows us to claim the total balance on the debtor's account and we reserve the right to cease or review any ongoing transactions entirely or in part, this being without any formalities and reserving the right to settlement of claims for damages.
The buyer does not become the owner of the goods sold until the amounts outstanding have been entirely settled. The buyer hereby agrees that there exists a reservation of title in favour of the seller until the purchase price is paid and that in the event of default the goods can be claimed back by the seller.
The risks to which the goods may be subject are nevertheless borne by the buyer as soon as they put at his disposal.

7. CIRCUMSTANCES BEYOND ONE' S CONTROL

In the event that the seller is not in a position to fulfil one or several of his obligations as a result of circumstances outside his control, he is entitled without any legal intervention to declare himself by registered post released entirely or in part from the agreement, without being liable for any damages.

8. JURISDICTION

In the event of a dispute only the jurisdiction of the courts of the GHENT district and the justice of the peace of the Merelbeke canton applies.

VERKAUFS- UND LIEFERBEDINGUNGEN PGB-EUROPE NV

1. ALLGEMEINES

Nachstehende Bedingungen finden auf alle Offerten von pgb-Europe Anwendung, sofern je Transaktion nicht anders schriftlich vereinbart.
Verweise des Käufers auf die eigenen Einkaufs-, Submissions- oder sonstigen Bedingungen finden keine Anwendung, sofern nicht von pgb-Europe ausdrücklich und schriftlich akzeptiert.
Zusagen und Erklärungen durch und Absprachen mit unseren Vertretern sind für uns nur bindend, soweit diese von uns schriftlich bestätigt wurden.

2. PREISE UND OFFERTEN

Sofern nicht ausdrücklich anders angegeben, sind unsere Offerten und Preise in unseren Katalogen stets unverbindlich.
Von den Vertretern und/oder Agenten angenommene Bestellungen sind für den Verkäufer nur bindend, wenn diese Bestellungen schriftlich bestätigt wurden.

3. LIEFERZEIT

Die angegebenen Lieferfristen sind nur ein Näherungswert.
Wir weisen alle Verantwortung und Schadenersatzforderungen für Schäden durch verspätete Lieferung ab.

4. LIEFERUNG

Die Güter reisen auf Gefahr und Risiko des Empfängers, auch wenn sie franko versandt werden.

5. REKLAMATIONEN UND HAFTUNG

Der Käufer hat bereits bei Erhalt die Übereinstimmung der Waren bezüglich der Abmessungen, der Menge, des Materials, der Verarbeitung usw. zu überprüfen.
Der Käufer hat innerhalb von 3 Tagen nach Erhalt der Waren äußerlich wahrnehmbare Abweichungen schriftlich zu reklamieren, andernfalls verfällt diesbezüglich jeder Anspruch. Auch wenn die Waren bereits verwendet oder behandelt wurden, kommt keinerlei Beschwerde in Frage.
Der Verkäufer kann sich nur dann auf verborgene Mängel berufen, wenn diese innerhalb von 3 Monaten ab Erhalt der Ware zutage getreten sind, und zwar unter der Voraussetzung, dass er den Verkäufer 8 Tage ab dem Bemerken des Mangels davon in Kenntnis setzt. In diesem Falle hat der Käufer allein Anspruch auf Ersatz der gelieferten Waren unter Ausschluss jeglichen Schadensersatzes.
pgb-Europe ist nicht für Mängel an Waren verantwortlich, die sie von Dritten bezogen hat. Sie wird stattdessen alle ihre Ansprüche gegenüber dem Lieferer auf den Käufer übertragen und an ihn abtreten.
Unbeschadet des Vorangegangenen ist die Haftung des Verkäufers für den Schaden, der sich aus den gelieferten Waren ergibt, in jedem Falle auf deren Nettopreis beschränkt. Insbesondere ist jede Forderung hinsichtlich eines Geschäftsschadens oder sonstigen indirekten Schadens wie Montagekosten, Schäden an Personen oder Gütern ausgeschlossen.

6. ZAHLUNG

Wenn nicht anders vereinbart ist die Zahlung innerhalb von 30 Tagen nach Rechnungsdatum ohne Rabattabzug am Sitz der Gesellschaft vorzunehmen. Alleiniges Zahlungsdatum ist dasjenige, an dem unsere Beträge gutgeschrieben werden. Ab dem Fälligkeitsdatum der Rechnung sind von Rechts wegen und ohne Inverzugsetzung Säumniszinsen von jährlich 15 % fällig
Bei Nichtbegleichen der Rechnung am Fälligkeitsdatum wird der fällige Betrag bei einem Minimum von 75 EUR um eine Schadenersatzpauschale von 10 % unbeschadet der Gerichtskosten, Rechtspflegegebühren, Unkosten oder Zinsen erhöht.
Die Nichtbegleichung einer Rechnung an ihrem Fälligkeitstag bewirkt die Fälligkeit des gesamten Saldos des Schuldnerkontos. Wir behalten uns das Recht vor, noch laufende Sachen ganz oder teilweise zu kündigen oder aufzuschieben und zwar ohne Formalitäten und unter Beibehaltung des Rechts auf Entschädigung.
Der Käufer wird erst Eigentümer der veräußerten Waren, wenn die schuldigen Summen vollständig bezahlt sind. Der Käufer stimmt zu, dass ein Eigentumsvorbehalt seitens des Verkäufers besteht, solange der Kaufpreis nicht bezahlt ist, und dass die Waren vom Verkäufer bei Nichtbezahlung zurückverlangt werden können.
Die Risiken, welchen die Waren unterliegen können, gehen zu Lasten des Käufers, sobald sie ihm zur Verfügung gestellt wurden.

7. HÖHERE GEWALT

Sollte der Verkäufer aufgrund von Umständen, die außerhalb seiner Macht liegen außerstande sein, seine Verpflichtungen zu erfüllen, ist er ohne gerichtliches Eingreifen berechtigt, die Vereinbarung per Einschreiben ganz oder teilweise für aufgehoben zu erklären ohne schadenersatzpflichtig zu sein.

8. ZUSTÄNDIGKEIT

Für Streitfälle sind ausschließlich die Gerichte des Gerichtsbezirks GENT und der Friedensrichter des Kantons Merelbeke zuständig.

pgb-Europe nv
logistic centre
Gontrode Heirweg 170
B-9090 MELLE
tel: +32 9 272 70 70
fax: +32 9 272 70 99
www.pgb-europe.com
e-mail: info@pgb-europe.com